

## Crypto Leaderboard

Rank	Name	Ticker	Price	24h	7d	30d	24h Vol \$m	MC \$m	1-Year Chart
1	Bitcoin	BTC	\$28,308	0%	17%	16%	52,597	547,274	
2	Ethereum	ETH	\$1,813	2%	8%	8%	12,197	218,381	
3	Tether	USDT	\$1.01	0%	0%	0%	211,117	77,651	
4	BNB	BNB	\$339	-1%	10%	8%	802	53,481	
5	USD Coin	USDC	\$1.00	0%	0%	0%	6,075	35,553	
6	XRP	XRP	\$0.40	4%	7%	5%	1,122	20,373	
7	Cardano	ADA	\$0.35	1%	1%	-14%	361	12,140	
8	Lido stETH	STETH	\$1,814	2%	8%	7%	146	10,621	
9	Polygon	MATIC	\$1.16	1%	-2%	-22%	584	10,567	
10	Dogecoin	DOGE	\$0.07	0%	2%	-14%	529	10,311	

## Top & Bottom Performers - Top 100 Tokens

24h		7 Days		30 Days		90 Days		365 Days	
XDC	22%	MASK	74%	CFX	95%	CFX	1804%	AGIX	452%
XRP	4%	CFX	71%	STX	87%	AGIX	907%	CFX	251%
TON	3%	STX	50%	XDC	60%	STX	428%	OKB	139%
HT	2%	XDC	42%	IMX	31%	FET	339%	BGB	96%
EGLD	-5%	APE	-6%	HBAR	-28%	LEO	-7%	AXS	-82%
BTT	-5%	LDO	-8%	ICP	-28%	BSV	-19%	RUNE	-83%
CRO	-6%	FXS	-8%	FIL	-29%	TWT	-20%	OSMO	-91%
IMX	-6%	MKR	-24%	AR	-29%	HT	-22%	LUNC	-100%

## Category Performance

Category	7d	30d	90d	180d	365d	Ecosystem	7d	30d	90d	180d	365d
CEXs	3%	-3%	39%	11%	-27%	Tron	1%	-2%	29%	17%	-29%
Currency	2%	-4%	26%	2%	-50%	Gnosis Chain	-1%	-5%	74%	14%	-62%
DEX	7%	-5%	63%	9%	-60%	Avalanche	-1%	-7%	48%	1%	-58%
Other DeFi	-4%	-7%	80%	27%	-42%	Polygon	1%	-9%	57%	17%	-53%
Smart Contract	2%	-10%	54%	-4%	-60%	Polkadot	0%	-11%	46%	8%	-59%
Scaling	3%	-11%	94%	45%	-58%	Solana	3%	-11%	71%	-18%	-71%
Gaming/Entertai	1%	-14%	53%	-21%	-69%	BSC	1%	-12%	41%	5%	-52%
Privacy	0%	-15%	19%	-9%	-62%	Cosmos	-6%	-16%	61%	37%	-59%
Lending	-6%	-15%	21%	-32%	-72%						
IoT/Data/Comp.	-3%	-20%	38%	-11%	-66%						
Meme	-2%	-20%	109%	114%	-24%						

## DeFi

### Total Value Locked, LTM, \$b

### Top TVL By Protocol, \$b

### DefiPulse Index, LTM

## Trading Volume

Aggregate Volumes by Product, \$b					Top Derivatives Exchanges, \$m and bps					Top Spot Exchanges, \$m		
Product	1d	7d	30d	O/I	Exchange	1d Vol	O/I	Mkr	Tkr	Exchange	Score	1d Vol
Spot	40	358	1,100	n/a	Binance	63,128	30,379	2.0	4.0	Binance	9.9	24,444
Perpetuals	80	653	2,210	16	Bybit	12,941	4,262	1.0	6.0	Coinbase	7.7	1,629
Futures	0	4	18	1	OKX	17,111	2,380	2.0	5.0	Kraken	7.6	972
Options*	2	12	41	n/a	KuCoin	2,634	1,517	2.0	6.0	KuCoin	6.8	796

20 Day Volume - Top 100 Tokens, \$b		Top Volume, 1d, \$m		Top Volume, %20d Avg		Low Volume, %20d Avg	
		USDT	49,394	XDC	382%	FRAX	27%
		BTC	36,796	FLOW	359%	DAI	40%
		ETH	10,123	EGLD	263%	TWT	45%
		BUSD	6,626	IMX	220%	LDO	51%
		USDC	6,189	USDP	197%	APT	53%

## Traditional Finance

Global Equity Markets*							SPX vs. BTC, LTM	
	US	US Grwth	UK	Germany	Japan	HK		
1D	1%	0%	2%	2%	1%	0%		
7D	1%	3%	-2%	-2%	1%	-2%		
90D	2%	12%	1%	8%	3%	-5%		
365D	-11%	-13%	-7%	-5%	-9%	-13%		

10-Year Treasury Yields							Commodities & FX					
	US	Brazil	UK	Germany	Japan	HK	Last	WTI	Gas	Gold	USD/EUR	USD/JPY
Last	3.58%	13.01%	3.42%	2.26%	0.22%	3.01%	Last	68.7	2.15	1,969	0.93	132.3
1d Chg	0.10	-0.04	0.11	0.16	-0.03	-0.06	1d % Chg	1.3%	-3.2%	-0.7%	-0.5%	0.8%

## Correlations

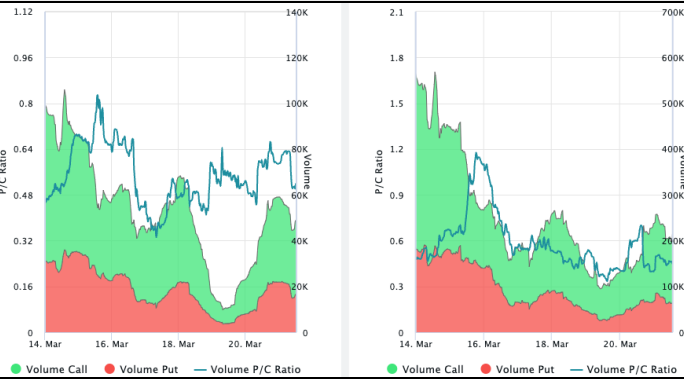
Intra-Crypto Correlations, LTM							Rolling 3M Correlations, LTM	
	BTC	ETH	BNB	XRP	ADA	MATIC		
BTC								
ETH	0.89							
BNB	0.81	0.82						
XRP	0.73	0.76	0.74					
ADA	0.79	0.80	0.78	0.76				
MATIC	0.76	0.83	0.78	0.74	0.77			

## Crypto News

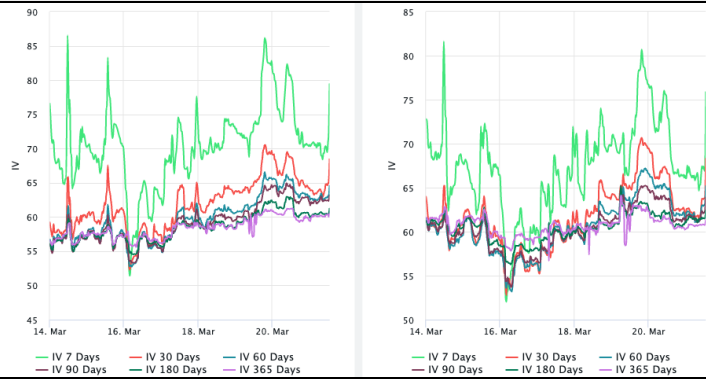
- [Market maker Auros raises fresh capital to repair finances hit by FTX collapse - The Block](#)
- [DeSantis touts bill that would ban use of any Fed-backed digital currency in Florida - The Block](#)
- [Coinbase submits petition to SEC explaining that staking is not securities - Cointelegraph](#)
- [Arbitrum token finds its way to OTC market before airdrop - Cointelegraph](#)
- [Core Scientific to transfer \\$20M of equipment to settle bankruptcy dispute - Cointelegraph](#)
- [DefiLlama resolves internal strife, sends LLAMA token plans alpaca'n - Cointelegraph](#)
- [Euler Finance to enter talks with exploiter over the return of funds - Cointelegraph](#)
- [Coinbase pauses support for Signature Bank's Signet: Report - Cointelegraph](#)

## Crypto Options

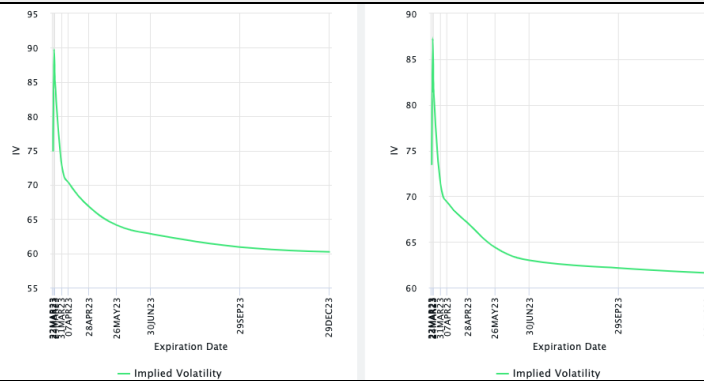
### Options Volume & Put/Call Ratio (BTC LHS ; ETH RHS), 1d



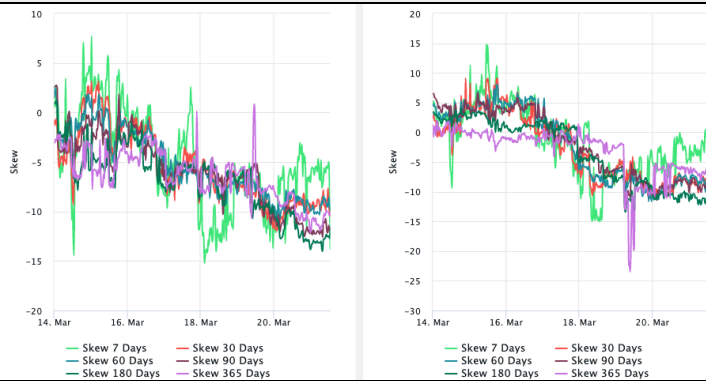
### ATM Implied Volatility (BTC LHS ; ETH RHS)



### ATM Implied Vol Term Structure (BTC LHS ; ETH RHS)

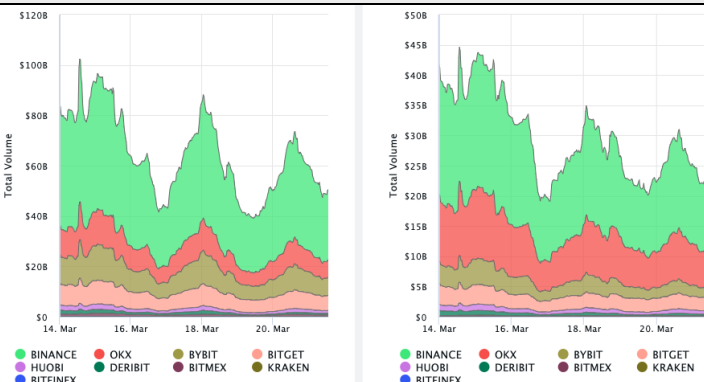


### 25 Delta Skew (BTC LHS ; ETH RHS)



## Crypto Futures

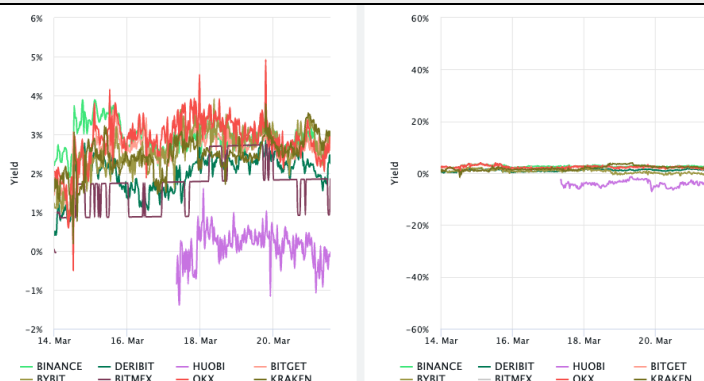
### Futures Volume (BTC LHS ; ETH RHS), 1d



### Volume Weighted Funding Rate (BTC LHS ; ETH RHS), 1d



### Annualized Basis (BTC LHS ; ETH RHS), 3m



### Liquidations (BTC LHS ; ETH RHS), 1d



## About GSR

GSR is a global leader in digital asset trading, market making, OTC derivatives, and investments. We operate in a culture of excellence and leverage our first-rate reputation, deep relationships and proprietary trading technology to move swiftly and capitalize on market opportunities.

GSR's experienced team brings together decades of institutional trading expertise, while our industry-leading proprietary technology stack anchors everything we do.

Our main service areas are: market making; proprietary and algorithmic trading; client execution; structured products; risk management solutions; and portfolio investments.

For more information or if we can help with anything, please see [gsr.io](https://gsr.io) or contact us at [gsr@gsr.io](mailto:gsr@gsr.io).

Follow GSR for more content: [Twitter](#) [Telegram](#) [LinkedIn](#)

## Authors

Matt Kunke, Junior Strategist [Twitter](#) [Telegram](#) [LinkedIn](#)  
Brian Rudick, Senior Strategist [Twitter](#) [Telegram](#) [LinkedIn](#)

## Required Disclosures

*This material is provided by GSR (the "Firm") solely for informational purposes, is intended only for sophisticated, institutional investors and does not constitute an offer or commitment, a solicitation of an offer or commitment, or any advice or recommendation, to enter into or conclude any transaction (whether on the terms shown or otherwise), or to provide investment services in any state or country where such an offer or solicitation or provision would be illegal. The Firm is not and does not act as an advisor or fiduciary in providing this material.*

*This material is not a research report, and not subject to any of the independence and disclosure standards applicable to research reports prepared pursuant to FINRA or CFTC research rules. This material is not independent of the Firm's proprietary interests, which may conflict with the interests of any counterparty of the Firm. The Firm trades instruments discussed in this material for its own account, may trade contrary to the views expressed in this material, and may have positions in other related instruments.*

*Information contained herein is based on sources considered to be reliable, but is not guaranteed to be accurate or complete. Any opinions or estimates expressed herein reflect a judgment made by the author(s) as of the date of publication, and are subject to change without notice. Trading and investing in digital assets involves significant risks including price volatility and illiquidity and may not be suitable for all investors. The Firm is not liable whatsoever for any direct or consequential loss arising from the use of this material. Copyright of this material belongs to GSR. Neither this material nor any copy thereof may be taken, reproduced or redistributed, directly or indirectly, without prior written permission of GSR.*

## Sources

\*All options data is based on Deribit and Options-based graphs are from Laevidas based on Deribit data.  
Market returns are based on price returns for the following ETFs: VOO, QQQ, EWU, EWG, EWJ, and EWH.

CoinGecko	Santiment	DefiLlama	CoinMarketCap	Laevidas
Investing.com	Google Finance	TradingView	Deribit	WoldCoinIndex.com