

Crypto Leaderboard

Rank	Name	Ticker	Price	24h	7d	30d	24h Vol \$m	MC \$m	1-Year Chart
1	Bitcoin	BTC	\$28,423	0%	15%	14%	35,917	549,389	
2	Ethereum	ETH	\$1,809	0%	6%	6%	11,588	217,927	
3	Tether	USDT	\$1.01	0%	0%	0%	51,001	77,921	
4	BNB	BNB	\$328	-3%	6%	4%	1,580	51,782	
5	USD Coin	USDC	\$1.00	0%	0%	0%	4,713	35,359	
6	XRP	XRP	\$0.45	12%	19%	12%	6,458	22,798	
7	Cardano	ADA	\$0.37	8%	9%	-8%	1,041	13,094	
8	Lido stETH	STETH	\$1,805	-1%	6%	7%	42	10,533	
9	Dogecoin	DOGE	\$0.08	1%	1%	-15%	901	10,465	
10	Polygon	MATIC	\$1.15	-1%	-4%	-22%	550	10,462	

Top & Bottom Performers - Top 100 Tokens

24h		7 Days		30 Days		90 Days		365 Days	
XRP	12%	CFX	34%	STX	86%	CFX	1668%	AGIX	396%
ADA	8%	XDC	33%	XDC	47%	AGIX	892%	CFX	221%
BGB	7%	XRP	19%	AGIX	25%	STX	399%	OKB	128%
ALGO	7%	STX	18%	CFX	24%	RNDR	230%	BGB	113%
GMX	-6%	APT	-11%	APE	-31%	LEO	-10%	RUNE	-83%
XDC	-7%	FIL	-14%	AR	-32%	BSV	-16%	AXS	-84%
IMX	-7%	LDO	-15%	FIL	-32%	TWT	-19%	OSMO	-91%
CFX	-8%	MKR	-22%	HT	-36%	HT	-26%	LUNC	-100%

Category Performance

Category	7d	30d	90d	180d	365d	Ecosystem	7d	30d	90d	180d	365d
Currency	11%	-6%	28%	3%	-51%	Tron	5%	-7%	27%	18%	-30%
CEXs	4%	-9%	33%	10%	-30%	Gnosis Chain	6%	-10%	71%	12%	-63%
Other DeFi	4%	-10%	77%	23%	-45%	Avalanche	6%	-11%	44%	-2%	-60%
DEX	12%	-12%	57%	5%	-62%	Polygon	7%	-15%	55%	14%	-56%
Smart Contract	10%	-15%	53%	-5%	-62%	Solana	10%	-15%	70%	-20%	-72%
Scaling	11%	-16%	90%	41%	-59%	Polkadot	5%	-16%	46%	7%	-60%
Meme	5%	-18%	106%	110%	-28%	BSC	6%	-17%	41%	3%	-55%
Lending	0%	-19%	20%	-35%	-72%	Cosmos	-1%	-20%	59%	32%	-61%
Privacy	6%	-20%	17%	-10%	-63%						
Gaming/Entertai	7%	-20%	48%	-23%	-70%						
IoT/Data/Comp.	3%	-24%	35%	-14%	-68%						

DeFi

Total Value Locked, LTM, \$b	Top TVL By Protocol, \$b	DefiPulse Index, LTM

Trading Volume

Aggregate Volumes by Product, \$b					Top Derivatives Exchanges, \$m and bps					Top Spot Exchanges, \$m		
Product	1d	7d	30d	O/I	Exchange	1d Vol	O/I	Mkr	Tkr	Exchange	Score	1d Vol
Spot	34	340	1,130	n/a	Binance	55,392	29,836	2.0	4.0	Binance	9.9	18,740
Perpetuals	67	629	2,290	16	Bybit	11,164	4,240	1.0	6.0	Coinbase	7.8	1,552
Futures	0	4	16	1	OKX	13,553	2,316	2.0	5.0	Kraken	7.5	841
Options*	1	11	41	n/a	KuCoin	2,634	1,554	2.0	6.0	KuCoin	6.9	808

20 Day Volume - Top 100 Tokens, \$b		Top Volume, 1d, \$m		Top Volume, %20d Avg		Low Volume, %20d Avg	
		USDT	42,567	XRP	331%	FRAX	34%
		BTC	28,094	XLM	269%	DAI	42%
		ETH	9,946	XDC	240%	APT	46%
		BUSD	5,259	ALGO	224%	OSMO	47%
		XRP	5,052	ADA	217%	MKR	50%

Traditional Finance

Global Equity Markets*							SPX vs. BTC, LTM	
	US	US Grwth	UK	Germany	Japan	HK		
1D	1%	1%	1%	2%	1%	0%		
7D	3%	4%	3%	4%	4%	0%		
90D	5%	16%	3%	11%	4%	-4%		
365D	-11%	-13%	-7%	-5%	-9%	-13%		

10-Year Treasury Yields							Commodities & FX					
	US	Brazil	UK	Germany	Japan	HK	Last	WTI	Gas	Gold	USD/EUR	USD/JPY
Last	3.63%	13.07%	3.54%	2.37%	0.33%	3.07%	Last	69.8	2.27	1,944	0.93	132.7
1d Chg	0.03	-0.04	0.17	0.10	0.00	-0.06	1d % Chg	0.2%	-3.2%	0.1%	-0.2%	0.1%

Correlations

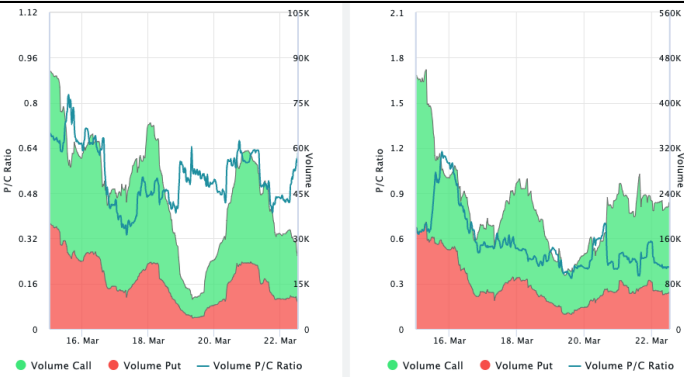
Intra-Crypto Correlations, LTM							Rolling 3M Correlations, LTM	
	BTC	ETH	BNB	XRP	ADA	DOGE		
BTC								
ETH	0.89							
BNB	0.81	0.82						
XRP	0.70	0.73	0.71					
ADA	0.79	0.80	0.78	0.75				
DOGE	0.65	0.67	0.65	0.60	0.66			

Crypto News

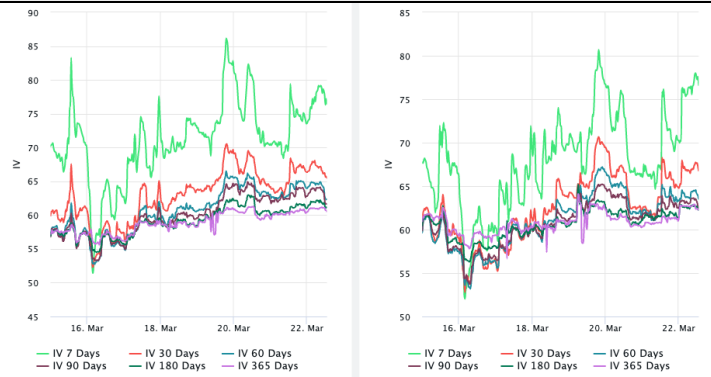
- [Magic Eden launches marketplace for Bitcoin Ordinals - Cointelegraph](#)
- [White House blasts digital assets in new report, sees little value in crypto - The Block](#)
- [Sushi hit with SEC subpoena, seeking \\$3 million USDT legal defense fund - The Block](#)
- [IRS to formalize tax treatment of NFTs as collectibles, similar to other art - The Block](#)
- [Congress needs to put U.S. regulators on same page for crypto, says CFTC commissioner - The Block](#)
- [A16z leads \\$40 million round for blockchain game set in Eve universe - The Block](#)
- [Nigeria CBDC adoption spikes as fiat currency shortage grip the nation - Cointelegraph](#)
- ['Operation Choke Point 2.0' may have contributed to SVB's collapse: Mulvaney - Cointelegraph](#)

Crypto Options

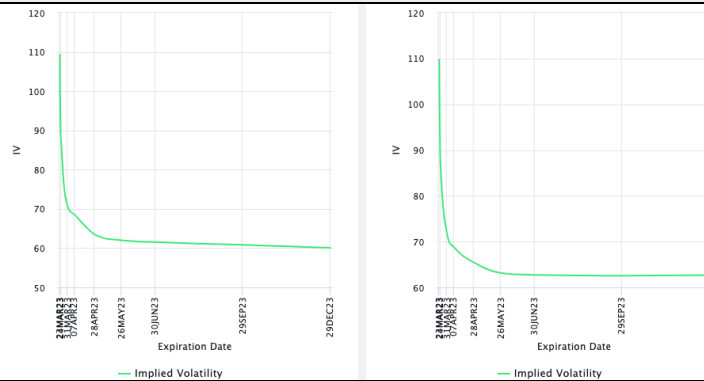
Options Volume & Put/Call Ratio (BTC LHS ; ETH RHS), 1d



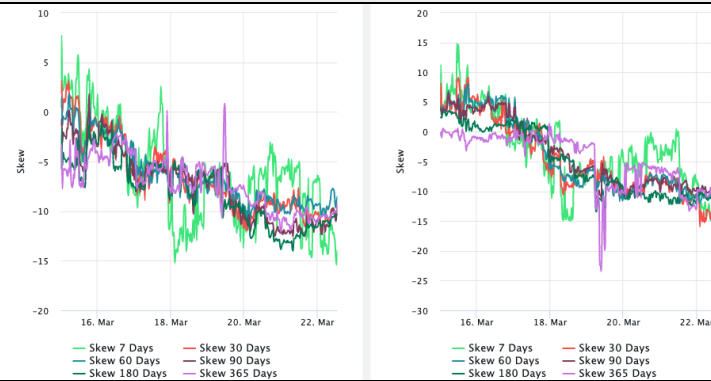
ATM Implied Volatility (BTC LHS ; ETH RHS)



ATM Implied Vol Term Structure (BTC LHS ; ETH RHS)

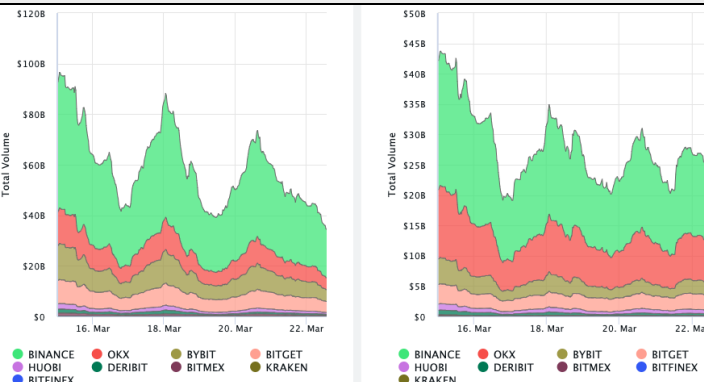


25 Delta Skew (BTC LHS ; ETH RHS)



Crypto Futures

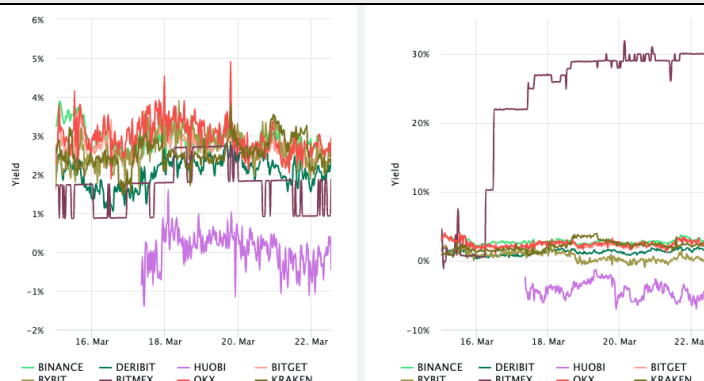
Futures Volume (BTC LHS ; ETH RHS), 1d



Volume Weighted Funding Rate (BTC LHS ; ETH RHS), 1d



Annualized Basis (BTC LHS ; ETH RHS), 3m



Liquidations (BTC LHS ; ETH RHS), 1d



About GSR

GSR is a global leader in digital asset trading, market making, OTC derivatives, and investments. We operate in a culture of excellence and leverage our first-rate reputation, deep relationships and proprietary trading technology to move swiftly and capitalize on market opportunities.

GSR's experienced team brings together decades of institutional trading expertise, while our industry-leading proprietary technology stack anchors everything we do.

Our main service areas are: market making; proprietary and algorithmic trading; client execution; structured products; risk management solutions; and portfolio investments.

For more information or if we can help with anything, please see gsr.io or contact us at gsr@gsr.io.

Follow GSR for more content: [Twitter](#) [Telegram](#) [LinkedIn](#)

Authors

Matt Kunke, Junior Strategist [Twitter](#) [Telegram](#) [LinkedIn](#)
Brian Rudick, Senior Strategist [Twitter](#) [Telegram](#) [LinkedIn](#)

Required Disclosures

This material is provided by GSR (the "Firm") solely for informational purposes, is intended only for sophisticated, institutional investors and does not constitute an offer or commitment, a solicitation of an offer or commitment, or any advice or recommendation, to enter into or conclude any transaction (whether on the terms shown or otherwise), or to provide investment services in any state or country where such an offer or solicitation or provision would be illegal. The Firm is not and does not act as an advisor or fiduciary in providing this material.

This material is not a research report, and not subject to any of the independence and disclosure standards applicable to research reports prepared pursuant to FINRA or CFTC research rules. This material is not independent of the Firm's proprietary interests, which may conflict with the interests of any counterparty of the Firm. The Firm trades instruments discussed in this material for its own account, may trade contrary to the views expressed in this material, and may have positions in other related instruments.

Information contained herein is based on sources considered to be reliable, but is not guaranteed to be accurate or complete. Any opinions or estimates expressed herein reflect a judgment made by the author(s) as of the date of publication, and are subject to change without notice. Trading and investing in digital assets involves significant risks including price volatility and illiquidity and may not be suitable for all investors. The Firm is not liable whatsoever for any direct or consequential loss arising from the use of this material. Copyright of this material belongs to GSR. Neither this material nor any copy thereof may be taken, reproduced or redistributed, directly or indirectly, without prior written permission of GSR.

Sources

*All options data is based on Deribit and Options-based graphs are from Laevidas based on Deribit data. Market returns are based on price returns for the following ETFs: VOO, QQQ, EWU, EWG, EWJ, and EWH.

CoinGecko	Santiment	DefiLlama	CoinMarketCap	Laevidas
Investing.com	Google Finance	TradingView	Deribit	WoldCoinIndex.com