

## Crypto Leaderboard

Rank	Name	Ticker	Price	24h	7d	30d	24h Vol \$m	MC \$m	1-Year Chart
1	Bitcoin	BTC	\$27,543	-3%	13%	12%	33,114	533,260	
2	Ethereum	ETH	\$1,757	-3%	6%	6%	13,550	212,155	
3	Tether	USDT	\$1.01	0%	0%	0%	48,225	77,945	
4	BNB	BNB	\$325	-1%	6%	4%	777	51,420	
5	USD Coin	USDC	\$1.00	0%	0%	0%	6,292	34,831	
6	XRP	XRP	\$0.44	-1%	22%	13%	3,336	22,711	
7	Cardano	ADA	\$0.37	-2%	14%	-6%	739	13,003	
8	Dogecoin	DOGE	\$0.08	2%	9%	-11%	1,039	10,638	
9	Lido stETH	STETH	\$1,753	-3%	6%	6%	29	10,278	
10	Polygon	MATIC	\$1.11	-4%	0%	-20%	494	10,123	

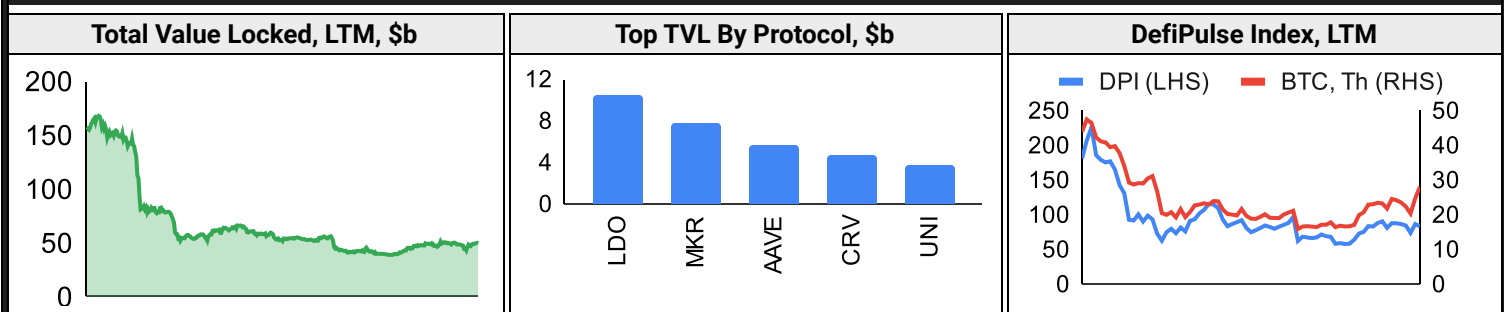
## Top & Bottom Performers - Top 100 Tokens

24h		7 Days		30 Days		90 Days		365 Days	
LTC	12%	CFX	32%	STX	74%	CFX	1478%	AGIX	319%
DASH	9%	STX	28%	XDC	41%	AGIX	867%	CFX	188%
APT	4%	FTM	22%	IMX	15%	STX	396%	OKB	123%
OKT	2%	XRP	22%	AGIX	13%	APT	234%	BGB	99%
IMX	-7%	OSMO	-6%	APE	-27%	LUNC	-14%	NEAR	-84%
TRX	-8%	ATOM	-7%	KLAY	-28%	BSV	-19%	AXS	-85%
HT	-9%	HT	-8%	FIL	-30%	TWT	-21%	OSMO	-91%
CFX	-11%	MKR	-10%	HT	-37%	HT	-32%	LUNC	-100%

## Category Performance

Category	7d	30d	90d	180d	365d	Ecosystem	7d	30d	90d	180d	365d
Currency	8%	-6%	27%	4%	-52%	Gnosis Chain	0%	-12%	66%	10%	-65%
CEXs	-1%	-10%	30%	7%	-32%	Tron	-2%	-12%	21%	12%	-35%
Other DeFi	-2%	-11%	72%	20%	-47%	Avalanche	1%	-14%	42%	-3%	-61%
DEX	5%	-13%	53%	3%	-65%	Solana	4%	-15%	70%	-21%	-73%
Scaling	7%	-13%	88%	42%	-61%	Polygon	2%	-16%	51%	12%	-57%
Smart Contract	5%	-14%	50%	-5%	-64%	Polkadot	3%	-17%	46%	7%	-61%
Meme	-1%	-16%	95%	102%	-34%	BSC	1%	-17%	38%	1%	-56%
Gaming/Entertai	2%	-18%	43%	-23%	-72%	Cosmos	-4%	-20%	55%	30%	-63%
Lending	-1%	-18%	20%	-34%	-73%						
Privacy	1%	-18%	15%	-9%	-64%						
IoT/Data/Comp.	-1%	-22%	33%	-14%	-69%						

## DeFi



## Trading Volume

Aggregate Volumes by Product, \$b					Top Derivatives Exchanges, \$m and bps					Top Spot Exchanges, \$m		
Product	1d	7d	30d	O/I	Exchange	1d Vol	O/I	Mkr	Tkr	Exchange	Score	1d Vol
Spot	36	304	1,110	n/a	Binance	83,450	31,251	2.0	4.0	Binance	9.9	17,978
Perpetuals	100	556	2,230	15	Bybit	19,332	4,237	1.0	6.0	Coinbase	8.1	2,121
Futures	1	2	16	1	OKX	22,620	2,306	2.0	5.0	Kraken	7.8	1,175
Options*	1	10	41	n/a	KuCoin	3,885	1,591	2.0	6.0	KuCoin	7.2	1,118

20 Day Volume - Top 100 Tokens, \$b		Top Volume, 1d, \$m		Top Volume, %20d Avg		Low Volume, %20d Avg	
		USDT	47,700	TUSD	446%	USDP	21%
		BTC	31,245	TRX	234%	FRAX	34%
		ETH	12,270	XRP	188%	DAI	46%
		USDC	6,406	LTC	187%	XAUT	51%
		BUSD	5,404	DOGE	177%	TWT	58%

## Traditional Finance

Global Equity Markets*							SPX vs. BTC, LTM	
	US	US Grwth	UK	Germany	Japan	HK		
1D	0%	-1%	0%	0%	0%	1%		
7D	-1%	0%	2%	2%	1%	1%		
90D	3%	14%	2%	11%	4%	-4%		
365D	-12%	-13%	-6%	-3%	-9%	-11%		

10-Year Treasury Yields							Commodities & FX					
	US	Brazil	UK	Germany	Japan	HK	Last	WTI	Gas	Gold	USD/EUR	USD/JPY
Last	3.48%	12.89%	3.41%	2.24%	0.31%	2.95%	71.4	2.22	1,984	0.92	131.3	
1d Chg	-0.02	-0.04	-0.04	-0.09	0.01	-0.06	1d % Chg	0.7%	2.1%	1.8%	-0.2%	-0.1%

## Correlations

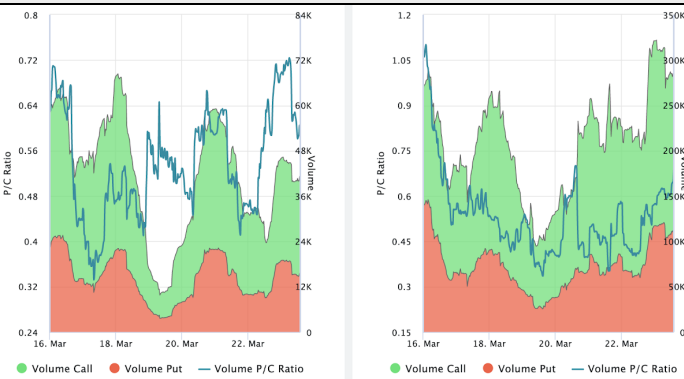
Intra-Crypto Correlations, LTM							Rolling 3M Correlations, LTM	
	BTC	ETH	BNB	XRP	ADA	DOGE		
BTC								
ETH	0.89							
BNB	0.81	0.82						
XRP	0.70	0.73	0.71					
ADA	0.80	0.80	0.79	0.76				
DOGE	0.65	0.68	0.65	0.60	0.67			

## Crypto News

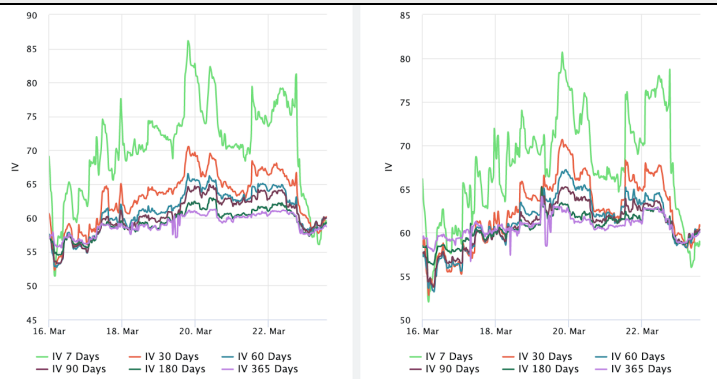
- [BH Digital raises \\$9 million for its liquid token strategy - The Block](#)
- [SEC charges Tron's Justin Sun and celebrities including Lindsay Lohan, Jake Paul - The Block](#)
- [Circle confirms chief strategy officer's account was hacked, airdrop thread is 'not legitimate' - The Block](#)
- [ConsenSys' MetaMask Institutional to add staking marketplace - The Block](#)
- [The complicated relationship of ethics in Web3: PBW 2023 - Cointelegraph](#)
- [Deloitte dives into immersive experiences as more industries turn to Web3 - Cointelegraph](#)

## Crypto Options

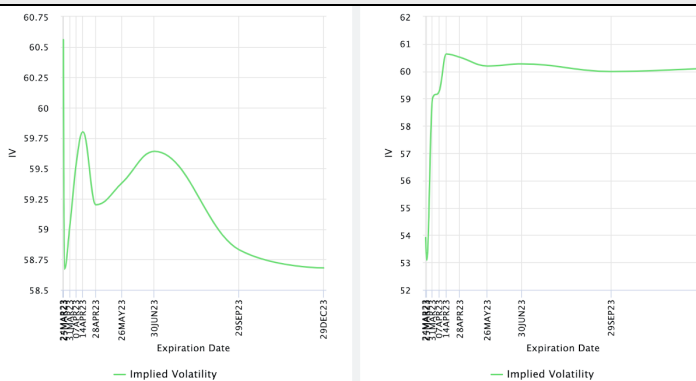
### Options Volume & Put/Call Ratio (BTC LHS ; ETH RHS), 1d



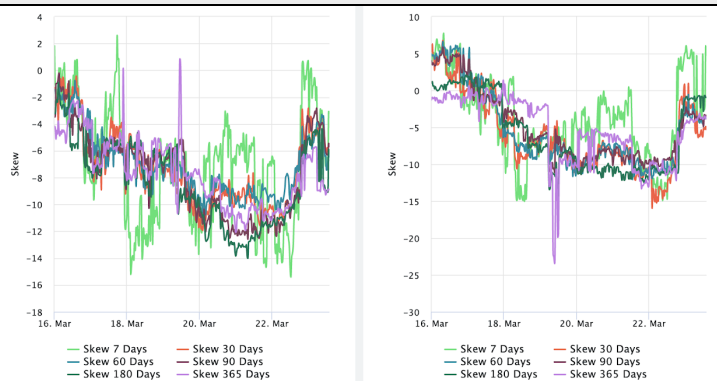
### ATM Implied Volatility (BTC LHS ; ETH RHS)



### ATM Implied Vol Term Structure (BTC LHS ; ETH RHS)

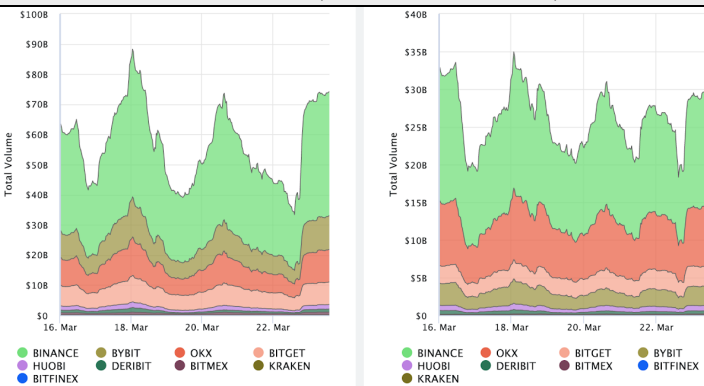


### 25 Delta Skew (BTC LHS ; ETH RHS)

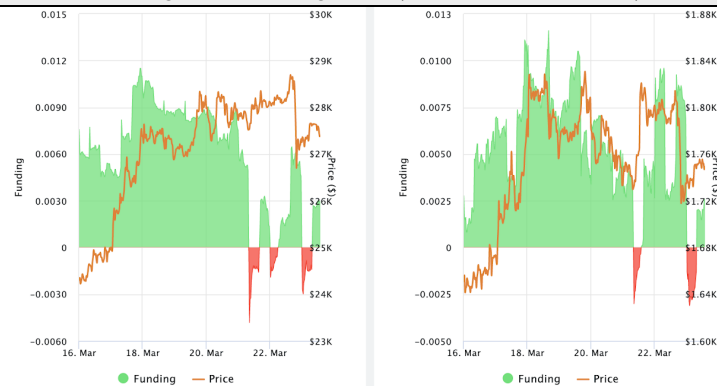


## Crypto Futures

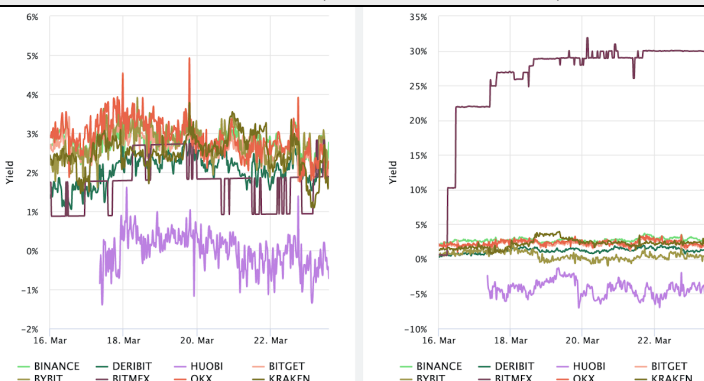
### Futures Volume (BTC LHS ; ETH RHS), 1d



### Volume Weighted Funding Rate (BTC LHS ; ETH RHS), 1d



### Annualized Basis (BTC LHS ; ETH RHS), 3m



### Liquidations (BTC LHS ; ETH RHS), 1d



## About GSR

GSR is a global leader in digital asset trading, market making, OTC derivatives, and investments. We operate in a culture of excellence and leverage our first-rate reputation, deep relationships and proprietary trading technology to move swiftly and capitalize on market opportunities.

GSR's experienced team brings together decades of institutional trading expertise, while our industry-leading proprietary technology stack anchors everything we do.

Our main service areas are: market making; proprietary and algorithmic trading; client execution; structured products; risk management solutions; and portfolio investments.

For more information or if we can help with anything, please see [gsr.io](https://gsr.io) or contact us at [gsr@gsr.io](mailto:gsr@gsr.io).

Follow GSR for more content: [Twitter](#) [Telegram](#) [LinkedIn](#)

## Authors

Matt Kunke, Research Analyst [Twitter](#) [Telegram](#) [LinkedIn](#)  
Brian Rudick, Senior Strategist [Twitter](#) [Telegram](#) [LinkedIn](#)

## Required Disclosures

*This material is provided by GSR (the "Firm") solely for informational purposes, is intended only for sophisticated, institutional investors and does not constitute an offer or commitment, a solicitation of an offer or commitment, or any advice or recommendation, to enter into or conclude any transaction (whether on the terms shown or otherwise), or to provide investment services in any state or country where such an offer or solicitation or provision would be illegal. The Firm is not and does not act as an advisor or fiduciary in providing this material.*

*This material is not a research report, and not subject to any of the independence and disclosure standards applicable to research reports prepared pursuant to FINRA or CFTC research rules. This material is not independent of the Firm's proprietary interests, which may conflict with the interests of any counterparty of the Firm. The Firm trades instruments discussed in this material for its own account, may trade contrary to the views expressed in this material, and may have positions in other related instruments.*

*Information contained herein is based on sources considered to be reliable, but is not guaranteed to be accurate or complete. Any opinions or estimates expressed herein reflect a judgment made by the author(s) as of the date of publication, and are subject to change without notice. Trading and investing in digital assets involves significant risks including price volatility and illiquidity and may not be suitable for all investors. The Firm is not liable whatsoever for any direct or consequential loss arising from the use of this material. Copyright of this material belongs to GSR. Neither this material nor any copy thereof may be taken, reproduced or redistributed, directly or indirectly, without prior written permission of GSR.*

## Sources

\*All options data is based on Deribit and Options-based graphs are from Laevidas based on Deribit data. Market returns are based on price returns for the following ETFs: VOO, QQQ, EWU, EWG, EWJ, and EWH.

CoinGecko	Santiment	DefiLlama	CoinMarketCap	Laevidas
Investing.com	Google Finance	TradingView	Deribit	WoldCoinIndex.com