

Crypto Leaderboard

Rank	Name	Ticker	Price	24h	7d	30d	24h Vol \$m	MC \$m	1-Year Chart
1	Bitcoin	BTC	\$27,825	-1%	-1%	20%	13,235	537,007	
2	Ethereum	ETH	\$1,760	-1%	-2%	10%	7,242	211,750	
3	Tether	USDT	\$1.00	0%	0%	0%	20,811	79,170	
4	BNB	BNB	\$329	1%	-3%	9%	452	51,895	
5	USD Coin	USDC	\$1.00	0%	0%	0%	3,335	33,846	
6	XRP	XRP	\$0.48	5%	24%	27%	1,809	24,790	
7	Cardano	ADA	\$0.35	-2%	2%	-2%	274	12,413	
8	Dogecoin	DOGE	\$0.08	1%	1%	-6%	413	10,551	
9	Lido stETH	STETH	\$1,755	-1%	-3%	9%	14	10,319	
10	Polygon	MATIC	\$1.08	-3%	-8%	-14%	326	9,775	

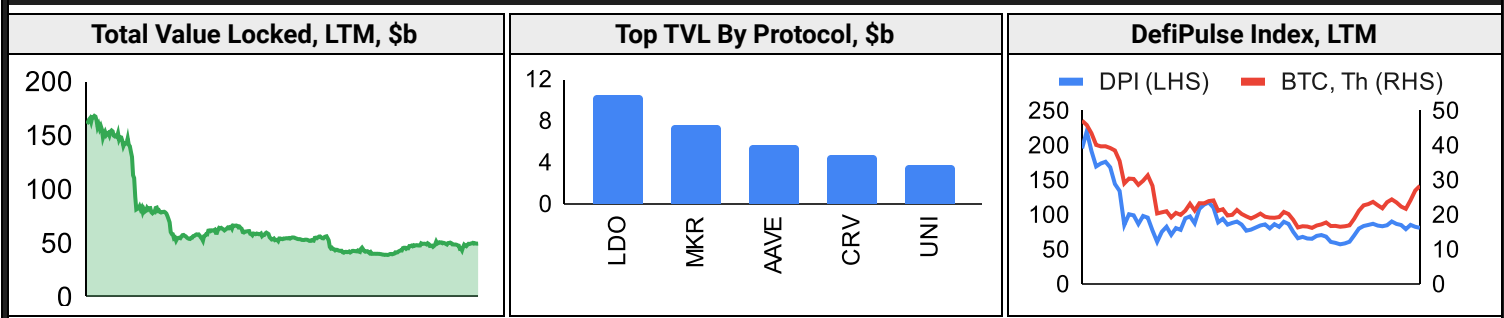
Top & Bottom Performers - Top 100 Tokens

24h		7 Days		30 Days		90 Days		365 Days	
XRP	5%	XRP	24%	XDC	51%	CFX	1269%	AGIX	167%
NEO	4%	XDC	13%	CFX	45%	AGIX	712%	CFX	122%
TON	3%	LTC	8%	XRP	27%	STX	324%	BGB	90%
OKB	3%	XLM	7%	STX	23%	APT	222%	OKB	89%
STX	-5%	OP	-21%	LUNC	-23%	TWT	-12%	RUNE	-87%
ARB	-5%	RNDR	-21%	FXS	-24%	BSV	-16%	AXS	-88%
IMX	-6%	CFX	-27%	LDO	-25%	LUNC	-29%	OSMO	-90%
AGIX	-7%	IMX	-28%	HT	-30%	HT	-32%	LUNC	-100%

Category Performance

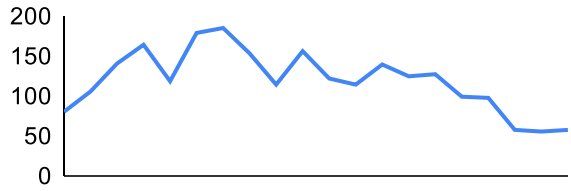
Category	7d	30d	90d	180d	365d	Ecosystem	7d	30d	90d	180d	365d
Currency	7%	2%	29%	10%	-54%	Tron	-4%	-8%	22%	12%	-41%
DEX	-3%	-5%	55%	1%	-69%	Avalanche	-4%	-10%	38%	-7%	-65%
Scaling	-3%	-8%	84%	38%	-65%	Polkadot	-1%	-11%	42%	5%	-65%
Smart Contract	-2%	-8%	49%	-6%	-69%	BSC	-3%	-11%	39%	-2%	-61%
CEXs	-5%	-8%	27%	5%	-38%	Gnosis Chain	-4%	-11%	61%	8%	-69%
Other DeFi	-2%	-9%	71%	16%	-51%	Polygon	-5%	-11%	46%	9%	-62%
Lending	-1%	-12%	20%	-36%	-75%	Solana	-8%	-13%	58%	-25%	-76%
Privacy	2%	-13%	17%	-9%	-68%	Cosmos	-4%	-15%	49%	26%	-66%
Gaming/Entertai	-5%	-15%	44%	-24%	-75%						
IoT/Data/Comp.	-4%	-16%	30%	-16%	-74%						
Meme	-1%	-17%	99%	98%	-41%						

DeFi

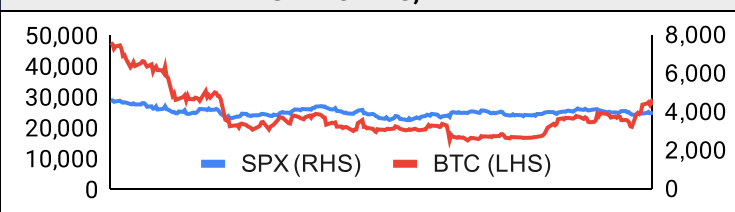


Trading Volume

Aggregate Volumes by Product, \$b					Top Derivatives Exchanges, \$m and bps					Top Spot Exchanges, \$m		
Product	1d	7d	30d	O/I	Exchange	1d Vol	O/I	Mkr	Tkr	Exchange	Score	1d Vol
Spot	17	233	1,070	n/a	Binance	35,685	31,649	2.0	4.0	Binance	9.9	7,500
Perpetuals	49	488	2,270	15	Bybit	7,435	4,237	1.0	6.0	Coinbase	8.1	798
Futures	0	3	14	1	OKX	10,143	2,323	2.0	5.0	Kraken	7.9	409
Options*	0	8	40	n/a	KuCoin	1,860	1,694	2.0	6.0	KuCoin	7.1	516

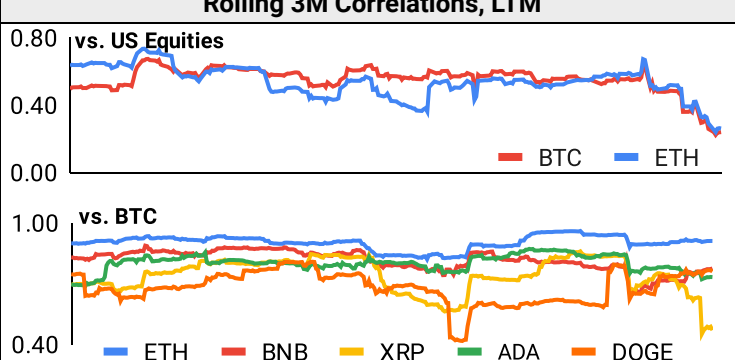
20 Day Volume - Top 100 Tokens, \$b		Top Volume, 1d, \$m		Top Volume, %20d Avg		Low Volume, %20d Avg	
		USDT	22,457	TUSD	280%	FRAX	8%
		BTC	14,253	CAKE	119%	DAI	16%
		ETH	6,597	XDC	115%	APT	28%
		USDC	3,308	XRP	113%	STETH	29%
		BUSD	2,641	LEO	112%	WBTC	33%

Traditional Finance

Global Equity Markets*							SPX vs. BTC, LTM	
	US	US Grwth	UK	Germany	Japan	HK		
1D	0%	0%	0%	-1%	0%	0%		
7D	0%	2%	0%	1%	1%	2%		
90D	4%	18%	1%	9%	5%	-5%		
365D	-13%	-15%	-7%	-5%	-8%	-10%		

10-Year Treasury Yields							Commodities & FX					
	US	Brazil	UK	Germany	Japan	HK						
Last	3.49%	12.99%	3.46%	2.26%	0.30%	2.88%	Last	WTI	Gas	Gold	USD/EUR	USD/JPY
1d Chg	0.12	-0.04	0.18	0.13	0.01	-0.06	1d % Chg	70.6	2.25	1,969	0.93	131.6

Correlations

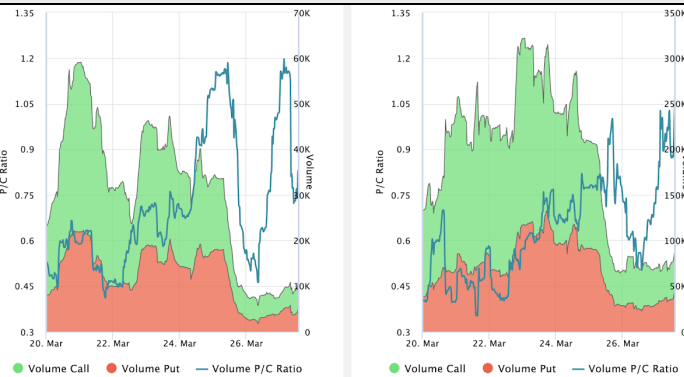
Intra-Crypto Correlations, LTM							Rolling 3M Correlations, LTM	
	BTC	ETH	BNB	XRP	ADA	DOGE		
BTC								
ETH	0.89							
BNB	0.81	0.82						
XRP	0.70	0.73	0.70					
ADA	0.80	0.81	0.79	0.76				
DOGE	0.65	0.67	0.65	0.60	0.66			

Crypto News

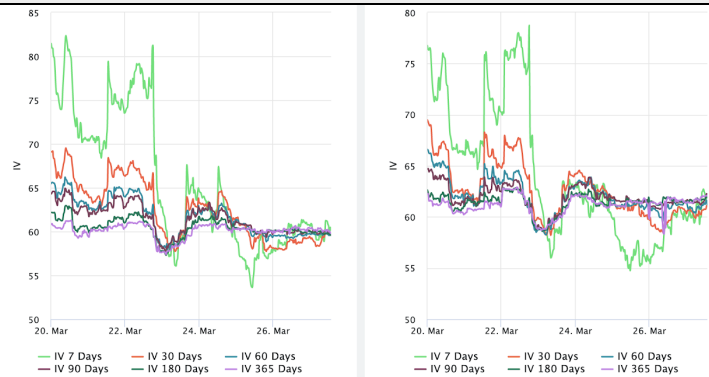
- [Is Africa Ditching the US Dollar for Bitcoin? - BelnCrypto](#)
- [MicroStrategy Pays Off Silvergate Loan, Buys More Bitcoin - CoinDesk](#)
- [Skull of Satoshi' Artist Says He Was 'Wrong' About Bitcoin Mining - Decrypt](#)
- [Optimism DeFi Protocol Kokomo Finance Rug Pulls Users for \\$4 Million - CryptoPotato](#)
- [Bitcoin, Home Birth And Sovereignty - Bitcoin Magazine](#)
- [Michael Saylor's MicroStrategy repays Silvergate loan and buys 6.5K BTC - Cointelegraph](#)
- [Nasdaq says institutional appetite in crypto is steady as it plots push into custody, trading - The Block](#)
- [Euler hacker returns 58,737 ether worth about \\$102 million - The Block](#)

Crypto Options

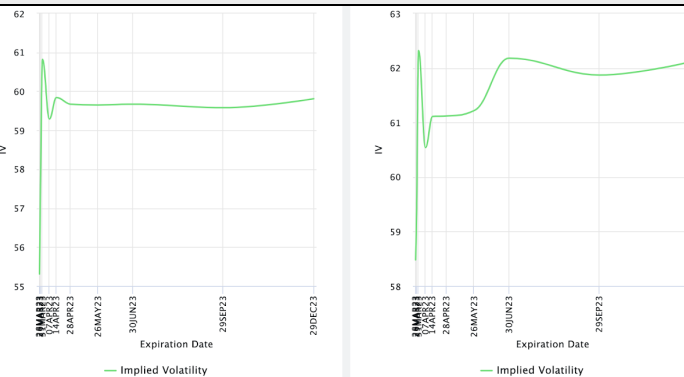
Options Volume & Put/Call Ratio (BTC LHS ; ETH RHS), 1d



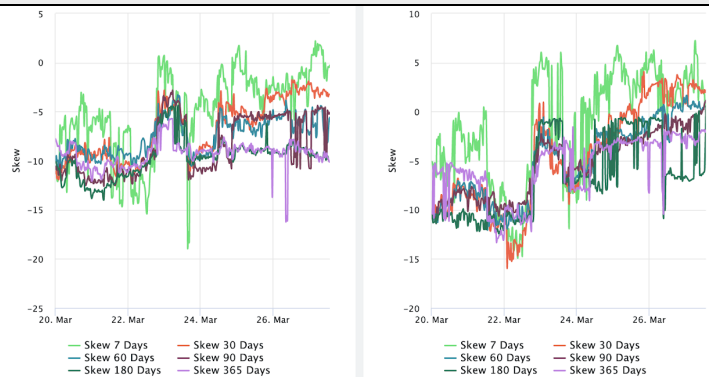
ATM Implied Volatility (BTC LHS ; ETH RHS)



ATM Implied Vol Term Structure (BTC LHS ; ETH RHS)

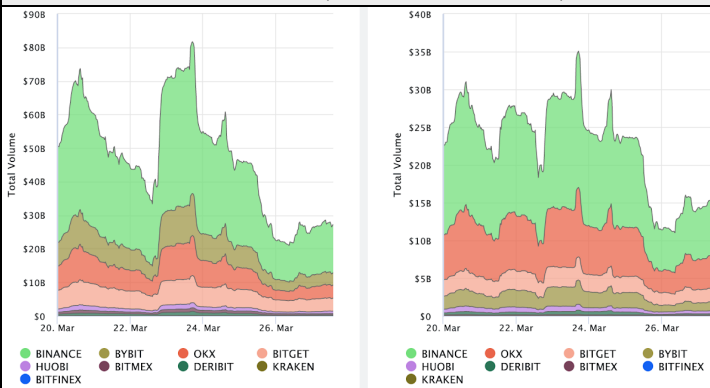


25 Delta Skew (BTC LHS ; ETH RHS)

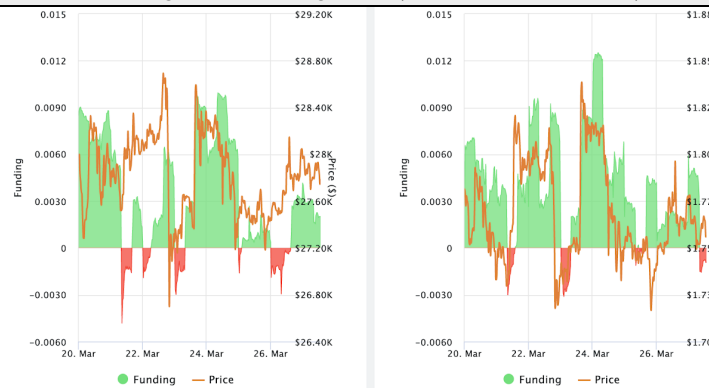


Crypto Futures

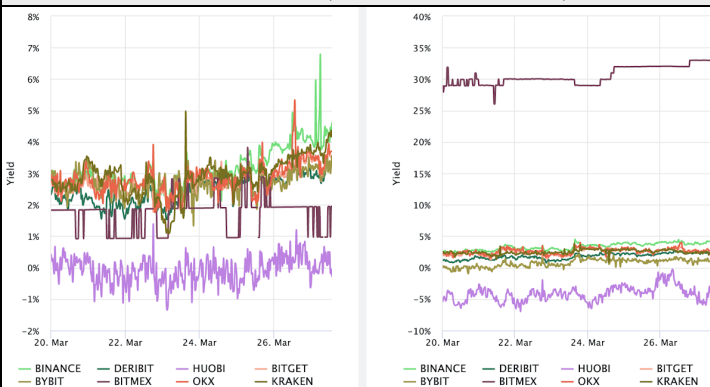
Futures Volume (BTC LHS ; ETH RHS), 1d



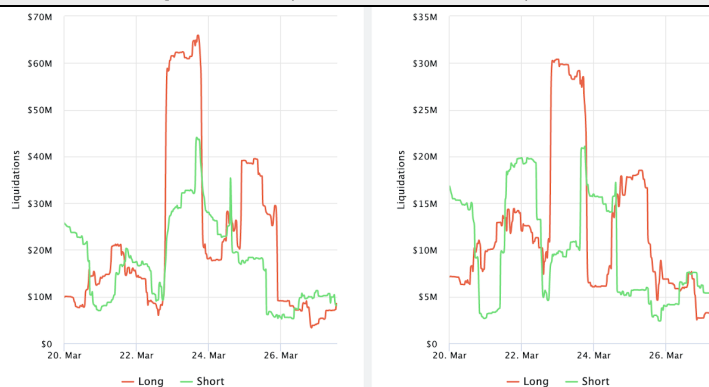
Volume Weighted Funding Rate (BTC LHS ; ETH RHS), 1d



Annualized Basis (BTC LHS ; ETH RHS), 3m



Liquidations (BTC LHS ; ETH RHS), 1d



About GSR

GSR is a global leader in digital asset trading, market making, OTC derivatives, and investments. We operate in a culture of excellence and leverage our first-rate reputation, deep relationships and proprietary trading technology to move swiftly and capitalize on market opportunities.

GSR's experienced team brings together decades of institutional trading expertise, while our industry-leading proprietary technology stack anchors everything we do.

Our main service areas are: market making; proprietary and algorithmic trading; client execution; structured products; risk management solutions; and portfolio investments.

For more information or if we can help with anything, please see gsr.io or contact us at gsr@gsr.io.

Follow GSR for more content: [Twitter](#) [Telegram](#) [LinkedIn](#)

Authors

Matt Kunke, Research Analyst [Twitter](#) [Telegram](#) [LinkedIn](#)
Brian Rudick, Senior Strategist [Twitter](#) [Telegram](#) [LinkedIn](#)

Required Disclosures

This material is provided by GSR (the "Firm") solely for informational purposes, is intended only for sophisticated, institutional investors and does not constitute an offer or commitment, a solicitation of an offer or commitment, or any advice or recommendation, to enter into or conclude any transaction (whether on the terms shown or otherwise), or to provide investment services in any state or country where such an offer or solicitation or provision would be illegal. The Firm is not and does not act as an advisor or fiduciary in providing this material.

This material is not a research report, and not subject to any of the independence and disclosure standards applicable to research reports prepared pursuant to FINRA or CFTC research rules. This material is not independent of the Firm's proprietary interests, which may conflict with the interests of any counterparty of the Firm. The Firm trades instruments discussed in this material for its own account, may trade contrary to the views expressed in this material, and may have positions in other related instruments.

Information contained herein is based on sources considered to be reliable, but is not guaranteed to be accurate or complete. Any opinions or estimates expressed herein reflect a judgment made by the author(s) as of the date of publication, and are subject to change without notice. Trading and investing in digital assets involves significant risks including price volatility and illiquidity and may not be suitable for all investors. The Firm is not liable whatsoever for any direct or consequential loss arising from the use of this material. Copyright of this material belongs to GSR. Neither this material nor any copy thereof may be taken, reproduced or redistributed, directly or indirectly, without prior written permission of GSR.

Sources

*All options data is based on Deribit and Options-based graphs are from Laevidas based on Deribit data. Market returns are based on price returns for the following ETFs: VOO, QQQ, EWU, EWG, EWJ, and EWH.

CoinGecko	Santiment	DefiLlama	CoinMarketCap	Laevidas
Investing.com	Google Finance	TradingView	Deribit	WoldCoinIndex.com