

Crypto Leaderboard

Rank	Name	Ticker	Price	24h	7d	30d	24h Vol \$m	MC \$m	1-Year Chart
1	Bitcoin	BTC	\$26,941	-3%	-4%	14%	20,521	521,468	
2	Ethereum	ETH	\$1,735	-2%	-1%	6%	10,745	209,250	
3	Tether	USDT	\$1.00	0%	-1%	0%	32,436	79,539	
4	BNB	BNB	\$310	-6%	-8%	0%	702	48,997	
5	USD Coin	USDC	\$1.00	0%	-1%	0%	4,984	33,474	
6	XRP	XRP	\$0.50	3%	33%	32%	3,872	25,893	
7	Cardano	ADA	\$0.35	-1%	5%	-5%	335	12,349	
8	Lido stETH	STETH	\$1,734	-1%	0%	6%	22	10,194	
9	Dogecoin	DOGE	\$0.07	-4%	1%	-12%	536	10,073	
10	Polygon	MATIC	\$1.06	-2%	-5%	-18%	485	9,595	

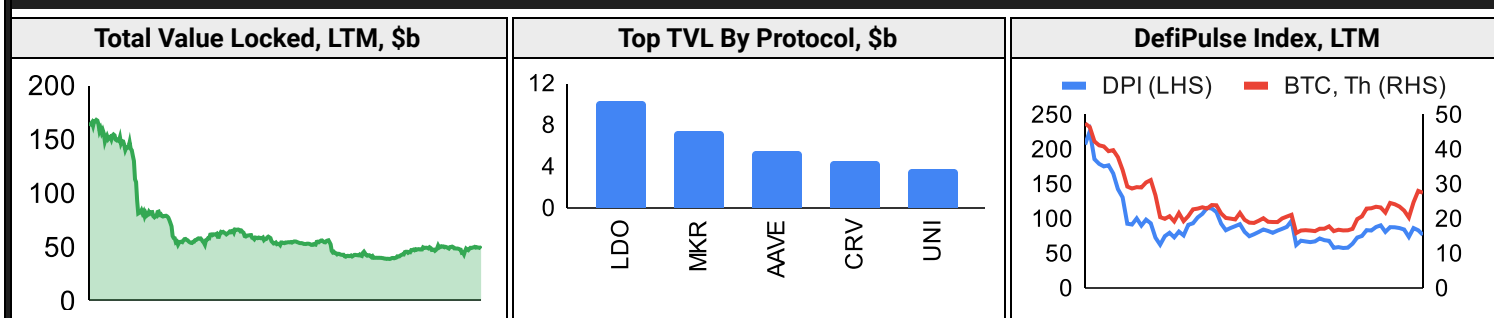
Top & Bottom Performers - Top 100 Tokens

24h		7 Days		30 Days		90 Days		365 Days	
FLR	22%	FLR	37%	XDC	50%	CFX	1277%	AGIX	154%
GMX	8%	XRP	33%	CFX	36%	AGIX	754%	BGB	96%
XRP	3%	LTC	10%	XRP	32%	STX	315%	OKB	93%
MKR	3%	XLM	9%	WBTC	15%	APT	239%	CFX	69%
LTC	-7%	RNDR	-17%	FXS	-29%	TWT	-12%	FLOW	-87%
FTM	-7%	CFX	-20%	OP	-30%	BSV	-13%	AXS	-88%
ARB	-8%	SNX	-22%	LDO	-33%	LUNC	-19%	OSMO	-91%
MINA	-9%	STX	-25%	HT	-33%	HT	-32%	LUNC	-100%

Category Performance

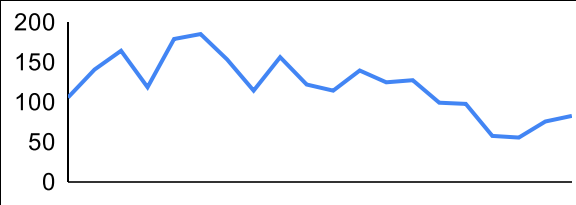
Category	7d	30d	90d	180d	365d	Ecosystem	7d	30d	90d	180d	365d
Currency	-3%	-2%	30%	5%	-55%	Tron	-9%	-13%	21%	7%	-42%
DEX	-7%	-7%	61%	2%	-69%	Avalanche	-9%	-15%	39%	-10%	-65%
CEXs	-8%	-12%	27%	1%	-39%	Gnosis Chain	-10%	-16%	62%	3%	-70%
Smart Contract	-8%	-13%	51%	-10%	-69%	Polygon	-10%	-16%	47%	5%	-63%
Privacy	0%	-13%	24%	-9%	-67%	Solana	-10%	-17%	67%	-25%	-77%
Scaling	-10%	-15%	81%	30%	-67%	BSC	-8%	-17%	39%	-6%	-62%
Other DeFi	-8%	-16%	71%	14%	-52%	Polkadot	-9%	-17%	40%	0%	-66%
Lending	-7%	-17%	21%	-37%	-75%	Cosmos	-8%	-19%	48%	23%	-67%
Gaming/Entertai	-9%	-18%	49%	-25%	-76%						
IoT/Data/Comp.	-8%	-21%	29%	-20%	-74%						
Meme	-10%	-24%	92%	84%	-48%						

DeFi

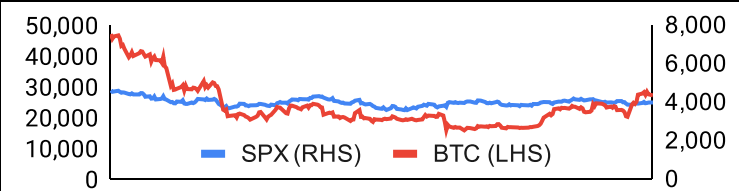


Trading Volume

Aggregate Volumes by Product, \$b					Top Derivatives Exchanges, \$m and bps					Top Spot Exchanges, \$m		
Product	1d	7d	30d	O/I	Exchange	1d Vol	O/I	Mkr	Tkr	Exchange	Score	1d Vol
Spot	25	208	1,020	n/a	Binance	60,201	30,538	2.0	4.0	Binance	9.9	12,058
Perpetuals	78	445	2,180	14	Bybit	13,452	4,209	1.0	6.0	Coinbase	8.1	1,322
Futures	0	3	13	1	OKX	17,035	2,241	2.0	5.0	Kraken	7.8	765
Options*	1	7	39	n/a	KuCoin	2,972	1,650	2.0	6.0	KuCoin	7.2	775

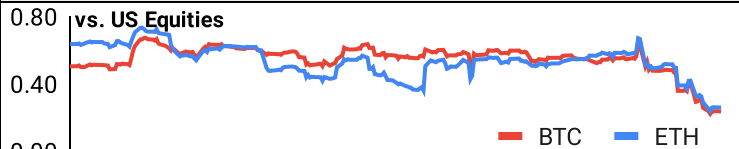
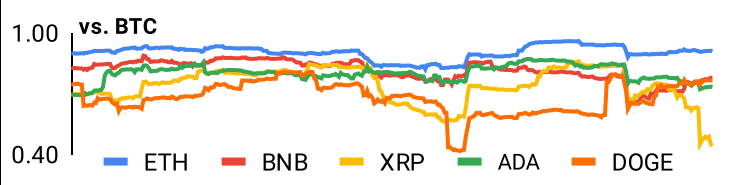
20 Day Volume - Top 100 Tokens, \$b					Top Volume, 1d, \$m		Top Volume, %20d Avg		Low Volume, %20d Avg	
					USDT	31,837	TUSD	374%	USDP	25%
					BTC	20,172	FLR	264%	FRAX	31%
					ETH	9,322	XRP	181%	DAI	32%
					USDC	4,873	XDC	134%	APT	38%
					BUSD	4,052	KCS	122%	STETH	43%

Traditional Finance

Global Equity Markets*							SPX vs. BTC, LTM	
	US	US Grwth	UK	Germany	Japan	HK		
1D	0%	-1%	1%	1%	0%	0%		
7D	-1%	-1%	0%	0%	1%	2%		
90D	5%	19%	3%	12%	7%	-3%		
365D	-13%	-15%	-6%	-4%	-7%	-10%		

10-Year Treasury Yields							Commodities & FX					
	US	Brazil	UK	Germany	Japan	HK		WTI	Gas	Gold	USD/EUR	USD/JPY
Last	3.53%	12.87%	3.45%	2.27%	0.31%	2.95%	Last	72.8	2.19	1,985	0.92	130.6
1d Chg	0.00	-0.04	0.08	0.04	-0.01	-0.06	1d % Chg	0.0%	-1.4%	0.7%	-0.4%	-0.7%

Correlations

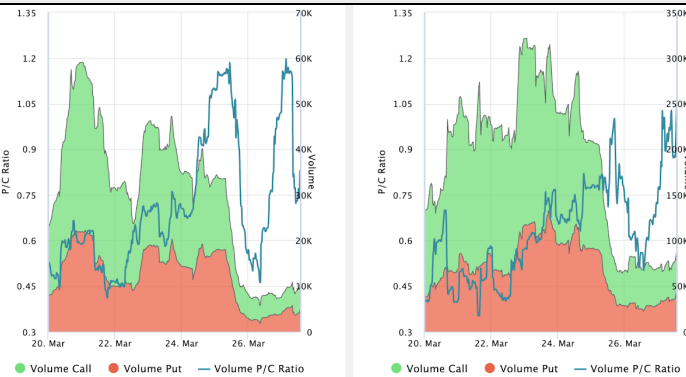
Intra-Crypto Correlations, LTM							Rolling 3M Correlations, LTM	
	BTC	ETH	BNB	XRP	ADA	DOGE		
BTC								
ETH	0.89							
BNB	0.81	0.82						
XRP	0.70	0.73	0.69					
ADA	0.80	0.81	0.79	0.75				
DOGE	0.65	0.68	0.65	0.60	0.66			

Crypto News

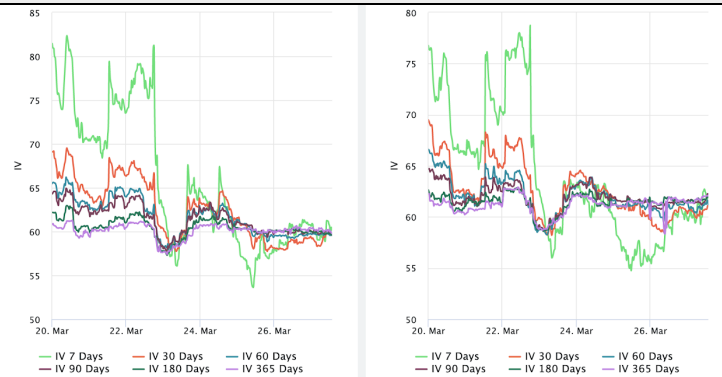
[CFTC sues Binance and its CEO 'CZ' for allegedly violating US laws - The Block](#)
[DYDX set to launch private testnet of its Cosmos-based blockchain - The Block](#)
[Gucci and Yuga Labs team up to 'blur boundaries between physical and digital' - The Block](#)
[BZX DAO class-action ruling: Dev with upgrade key makes platform custodial - Cointelegraph](#)
[Binance saw \\$850M withdrawals before CFTC indictment: Data - Cointelegraph](#)
[Do Kwon registered a company in Serbia for \\$1 amid Interpol red notice: Report - Cointelegraph](#)
[Voyager's \\$1B sale to Binance.US put on hold by US court - Cointelegraph](#)
[UK Treasury drops plans for Royal Mint NFT - Cointelegraph](#)

Crypto Options

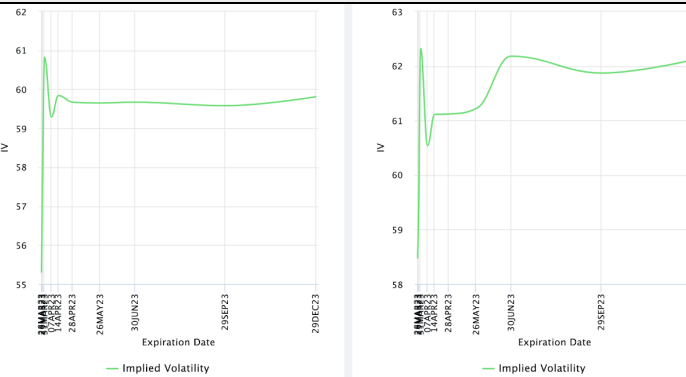
Options Volume & Put/Call Ratio (BTC LHS ; ETH RHS), 1d



ATM Implied Volatility (BTC LHS ; ETH RHS)



ATM Implied Vol Term Structure (BTC LHS ; ETH RHS)

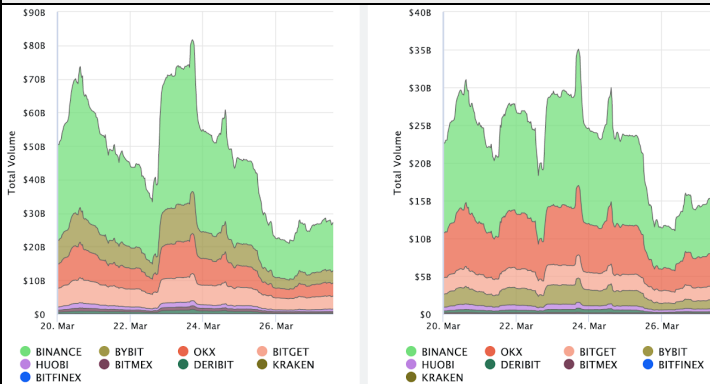


25 Delta Skew (BTC LHS ; ETH RHS)

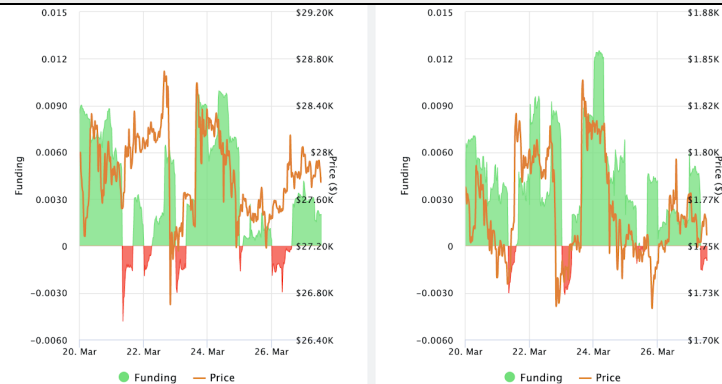


Crypto Futures

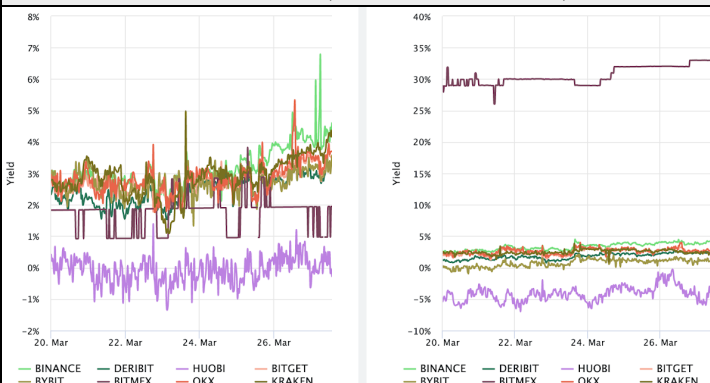
Futures Volume (BTC LHS ; ETH RHS), 1d



Volume Weighted Funding Rate (BTC LHS ; ETH RHS), 1d



Annualized Basis (BTC LHS ; ETH RHS), 3m



Liquidations (BTC LHS ; ETH RHS), 1d



About GSR

GSR is a global leader in digital asset trading, market making, OTC derivatives, and investments. We operate in a culture of excellence and leverage our first-rate reputation, deep relationships and proprietary trading technology to move swiftly and capitalize on market opportunities.

GSR's experienced team brings together decades of institutional trading expertise, while our industry-leading proprietary technology stack anchors everything we do.

Our main service areas are: market making; proprietary and algorithmic trading; client execution; structured products; risk management solutions; and portfolio investments.

For more information or if we can help with anything, please see gsr.io or contact us at gsr@gsr.io.

Follow GSR for more content: [Twitter](#) [Telegram](#) [LinkedIn](#)

Authors

Matt Kunke, Research Analyst [Twitter](#) [Telegram](#) [LinkedIn](#)

Brian Rudick, Senior Strategist [Twitter](#) [Telegram](#) [LinkedIn](#)

Required Disclosures

This material is provided by GSR (the "Firm") solely for informational purposes, is intended only for sophisticated, institutional investors and does not constitute an offer or commitment, a solicitation of an offer or commitment, or any advice or recommendation, to enter into or conclude any transaction (whether on the terms shown or otherwise), or to provide investment services in any state or country where such an offer or solicitation or provision would be illegal. The Firm is not and does not act as an advisor or fiduciary in providing this material.

This material is not a research report, and not subject to any of the independence and disclosure standards applicable to research reports prepared pursuant to FINRA or CFTC research rules. This material is not independent of the Firm's proprietary interests, which may conflict with the interests of any counterparty of the Firm. The Firm trades instruments discussed in this material for its own account, may trade contrary to the views expressed in this material, and may have positions in other related instruments.

Information contained herein is based on sources considered to be reliable, but is not guaranteed to be accurate or complete. Any opinions or estimates expressed herein reflect a judgment made by the author(s) as of the date of publication, and are subject to change without notice. Trading and investing in digital assets involves significant risks including price volatility and illiquidity and may not be suitable for all investors. The Firm is not liable whatsoever for any direct or consequential loss arising from the use of this material. Copyright of this material belongs to GSR. Neither this material nor any copy thereof may be taken, reproduced or redistributed, directly or indirectly, without prior written permission of GSR.

Sources

*All options data is based on Deribit and Options-based graphs are from Laevidas based on Deribit data. Market returns are based on price returns for the following ETFs: VOO, QQQ, EWU, EWG, EWJ, and EWH.

CoinGecko
Investing.com

Santiment
Google Finance

DefiLlama
TradingView

CoinMarketCap
Deribit

Laevidas
WoldCoinIndex.com