





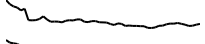





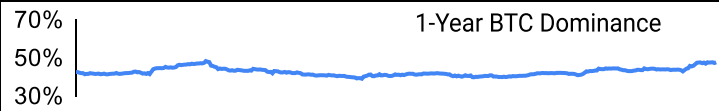
Crypto Leaderboard

Rank	Name	Ticker	Price	24h	7d	30d	24h Vol \$m	MC \$m	1-Year Chart
1	Bitcoin	BTC	\$28,404	6%	1%	21%	21,650	548,816	
2	Ethereum	ETH	\$1,809	4%	0%	11%	11,318	217,799	
3	Tether	USDT	\$1.00	0%	-1%	0%	33,485	79,570	
4	BNB	BNB	\$316	2%	-6%	4%	725	49,907	
5	USD Coin	USDC	\$1.00	0%	0%	0%	4,570	33,304	
6	XRP	XRP	\$0.55	11%	17%	45%	5,239	28,504	
7	Cardano	ADA	\$0.39	9%	4%	6%	566	13,539	
8	Lido stETH	STETH	\$1,805	4%	0%	11%	17	10,627	
9	Dogecoin	DOGE	\$0.08	5%	-2%	-7%	499	10,543	
10	Polygon	MATIC	\$1.14	8%	-2%	-8%	477	10,306	

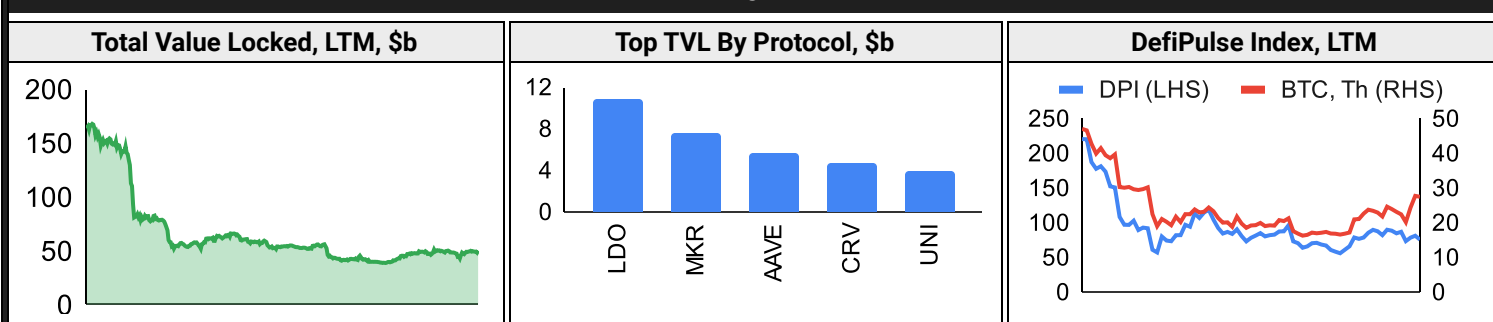
Top & Bottom Performers - Top 100 Tokens

24h		7 Days		30 Days		90 Days		365 Days	
KAS	32%	KAS	86%	KAS	174%	CFX	1615%	AGIX	185%
MASK	22%	FLR	34%	CFX	71%	AGIX	830%	CFX	122%
CFX	21%	MASK	27%	XDC	57%	KAS	539%	BGB	103%
FXS	20%	XRP	17%	XRP	45%	STX	386%	OKB	99%
USDT	0%	STX	-12%	OP	-23%	TWT	-12%	NEAR	-86%
EDGT	0%	TON	-12%	LUNC	-23%	BSV	-14%	AXS	-87%
USDD	0%	SNX	-13%	LDO	-25%	LUNC	-18%	OSMO	-90%
DAI	0%	OP	-15%	HT	-31%	HT	-31%	LUNC	-100%

Category Performance

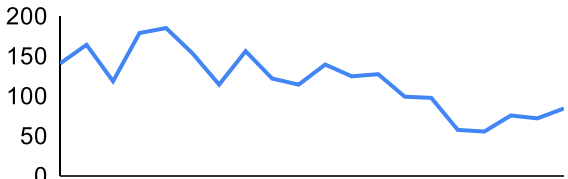
Category	7d	30d	90d	180d	365d	Ecosystem	7d	30d	90d	180d	365d
Currency	7%	5%	37%	11%	-52%	BSC	6%	-8%	53%	4%	-60%
DEX	4%	-2%	71%	7%	-69%	Gnosis Chain	2%	-9%	76%	11%	-70%
Smart Contract	4%	-7%	62%	-3%	-68%	Polygon	2%	-9%	60%	13%	-61%
CEXs	-1%	-9%	30%	3%	-38%	Avalanche	1%	-9%	48%	-4%	-66%
Other DeFi	3%	-10%	82%	24%	-49%	Tron	3%	-10%	24%	10%	-40%
Privacy	9%	-10%	30%	-4%	-66%	Solana	0%	-11%	80%	-20%	-78%
Scaling	-2%	-10%	90%	36%	-67%	Polkadot	1%	-12%	50%	6%	-65%
Gaming/Entertai	2%	-12%	61%	-20%	-77%	Cosmos	2%	-13%	58%	33%	-66%
Lending	1%	-12%	25%	-34%	-77%						
IoT/Data/Comp.	2%	-15%	39%	-13%	-74%						
Meme	-1%	-19%	102%	94%	-46%						

DeFi

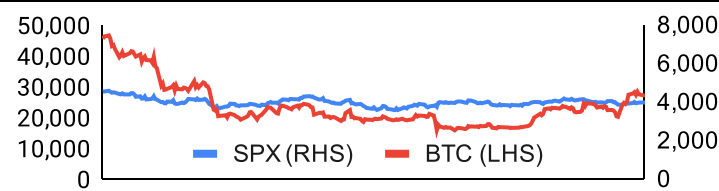


Trading Volume

Aggregate Volumes by Product, \$b					Top Derivatives Exchanges, \$m and bps					Top Spot Exchanges, \$m		
Product	1d	7d	30d	O/I	Exchange	1d Vol	O/I	Mkr	Tkr	Exchange	Score	1d Vol
Spot	27	198	1,070	n/a	Binance	58,859	32,441	2.0	4.0	Binance	9.9	11,970
Perpetuals	79	446	2,320	16	Bybit	13,245	4,402	1.0	6.0	Coinbase	8.2	1,335
Futures	0	3	14	1	OKX	16,118	2,446	2.0	5.0	Kraken	7.9	905
Options*	1	8	42	n/a	KuCoin	3,102	1,729	2.0	6.0	KuCoin	7.3	888

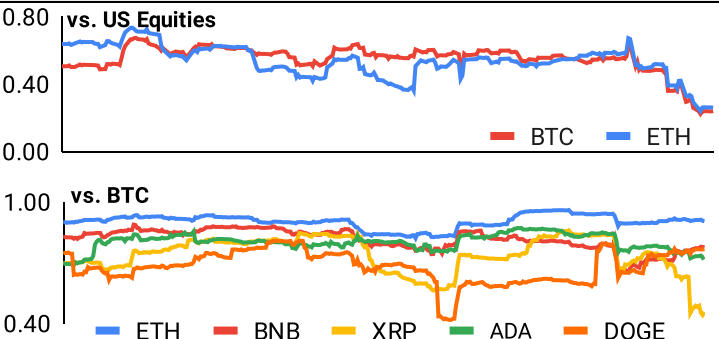
20 Day Volume - Top 100 Tokens, \$b					Top Volume, 1d, \$m		Top Volume, %20d Avg		Low Volume, %20d Avg	
					USDT	31,888	TUSD	353%	USDP	9%
					BTC	20,773	KAS	319%	DAI	27%
					ETH	9,741	XRP	227%	FRAX	32%
					USDC	4,483	XLM	217%	STETH	34%
					XRP	4,158	RPL	206%	APT	37%

Traditional Finance

Global Equity Markets*							SPX vs. BTC, LTM	
	US	US Grwth	UK	Germany	Japan	HK		
1D	0%	-1%	0%	0%	0%	0%		
7D	0%	0%	0%	0%	1%	1%		
90D	3%	15%	2%	10%	5%	-4%		
365D	-14%	-17%	-7%	-7%	-9%	-11%		

10-Year Treasury Yields							Commodities & FX					
	US	Brazil	UK	Germany	Japan	HK		WTI	Gas	Gold	USD/EUR	USD/JPY
Last	3.60%	13.04%	3.53%	2.32%	0.31%	2.99%	Last	74.0	2.12	1,980	0.92	132.6
1d Chg	0.04	-0.03	0.07	0.04	0.01	-0.06	1d % Chg	1.1%	-1.1%	-0.5%	0.0%	1.3%

Correlations

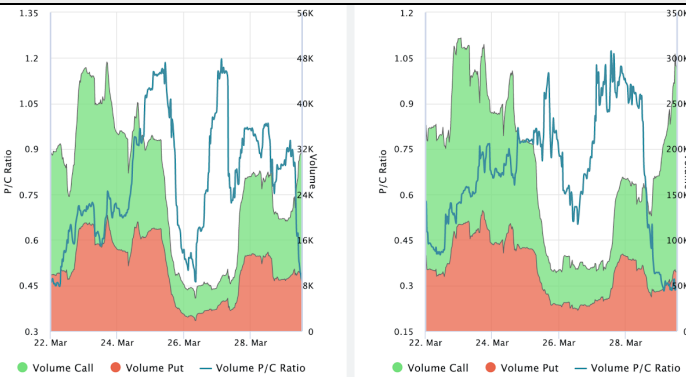
Intra-Crypto Correlations, LTM							Rolling 3M Correlations, LTM	
	BTC	ETH	BNB	XRP	ADA	DOGE		
BTC								
ETH	0.89							
BNB	0.81	0.82						
XRP	0.70	0.73	0.69					
ADA	0.80	0.81	0.78	0.76				
DOGE	0.65	0.68	0.65	0.60	0.66			

Crypto News

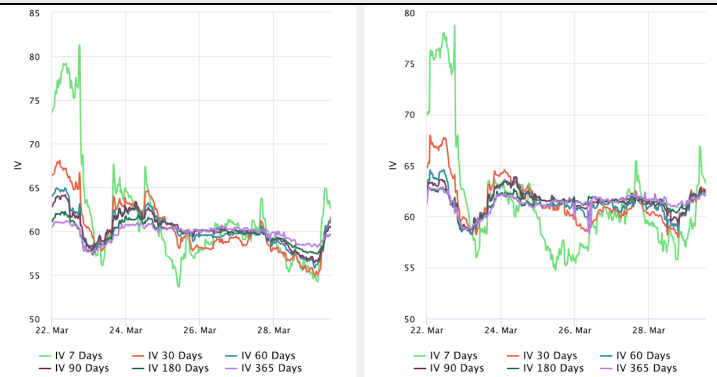
[Safemoon liquidity pair compromised in \\$8.9 million hack - The Block](#)
[Kraken to team with F1's Williams Racing as its first-ever crypto partner - The Block](#)
[Restaking protocol EigenLayer closes \\$50 million raise - The Block](#)
[Ethereum core devs confirm April 12 date for Shapella upgrade - The Block](#)
[Bankman-Fried accused of bribing one or more Chinese officials with \\$40 million - The Block](#)
[DAO token holders are plausibly liable, judge rules in bZx class action - The Block](#)
[SEC chief Gary Gensler to face Congress grilling over crypto policy - Cointelegraph](#)
[Signature's crypto clients told to close their accounts by April 5: Report - Cointelegraph](#)

Crypto Options

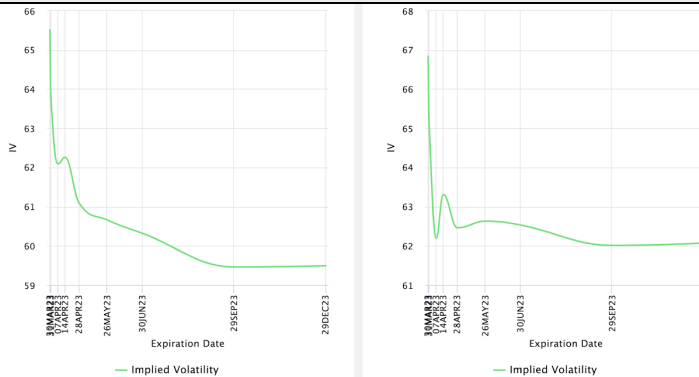
Options Volume & Put/Call Ratio (BTC LHS ; ETH RHS), 1d



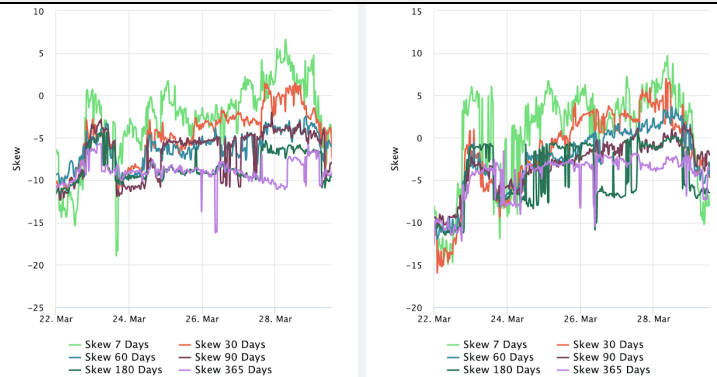
ATM Implied Volatility (BTC LHS ; ETH RHS)



ATM Implied Vol Term Structure (BTC LHS ; ETH RHS)

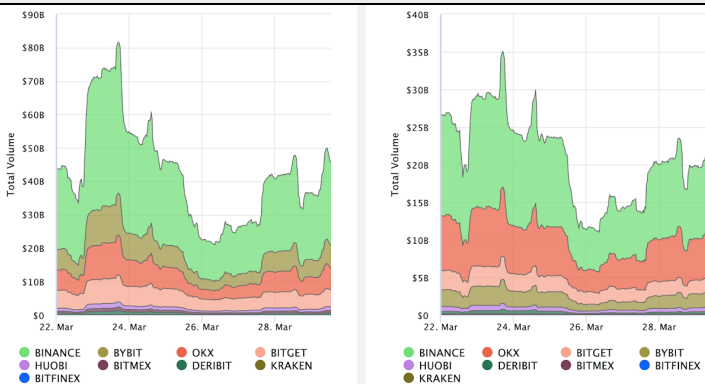


25 Delta Skew (BTC LHS ; ETH RHS)

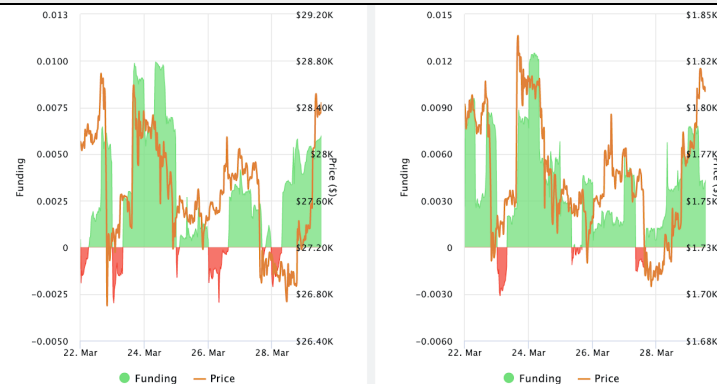


Crypto Futures

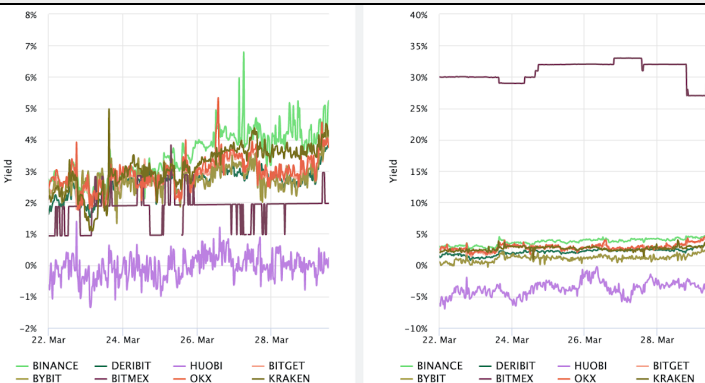
Futures Volume (BTC LHS ; ETH RHS), 1d



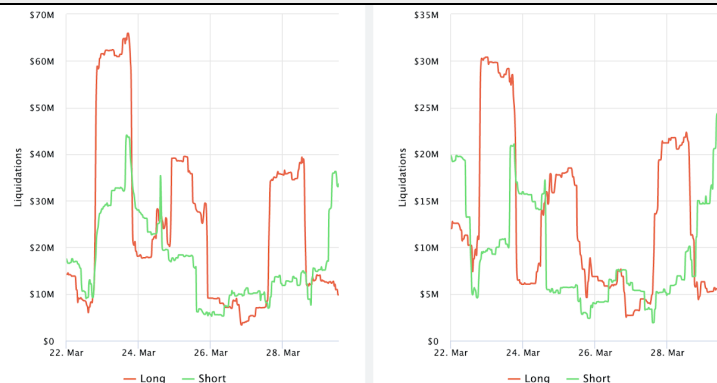
Volume Weighted Funding Rate (BTC LHS ; ETH RHS), 1d



Annualized Basis (BTC LHS ; ETH RHS), 3m



Liquidations (BTC LHS ; ETH RHS), 1d





March 29, 2023

About GSR

GSR is a global leader in digital asset trading, market making, OTC derivatives, and investments. We operate in a culture of excellence and leverage our first-rate reputation, deep relationships and proprietary trading technology to move swiftly and capitalize on market opportunities.

GSR's experienced team brings together decades of institutional trading expertise, while our industry-leading proprietary technology stack anchors everything we do.

Our main service areas are: market making; proprietary and algorithmic trading; client execution; structured products; risk management solutions; and portfolio investments.

For more information or if we can help with anything, please see gsr.io or contact us at gsr@gsr.io.

Follow GSR for more content: [Twitter](#) [Telegram](#) [LinkedIn](#)

Authors

Matt Kunke, Research Analyst [Twitter](#) [Telegram](#) [LinkedIn](#)

Brian Rudick, Senior Strategist [Twitter](#) [Telegram](#) [LinkedIn](#)

Required Disclosures

This material is provided by GSR (the "Firm") solely for informational purposes, is intended only for sophisticated, institutional investors and does not constitute an offer or commitment, a solicitation of an offer or commitment, or any advice or recommendation, to enter into or conclude any transaction (whether on the terms shown or otherwise), or to provide investment services in any state or country where such an offer or solicitation or provision would be illegal. The Firm is not and does not act as an advisor or fiduciary in providing this material.

This material is not a research report, and not subject to any of the independence and disclosure standards applicable to research reports prepared pursuant to FINRA or CFTC research rules. This material is not independent of the Firm's proprietary interests, which may conflict with the interests of any counterparty of the Firm. The Firm trades instruments discussed in this material for its own account, may trade contrary to the views expressed in this material, and may have positions in other related instruments.

Information contained herein is based on sources considered to be reliable, but is not guaranteed to be accurate or complete. Any opinions or estimates expressed herein reflect a judgment made by the author(s) as of the date of publication, and are subject to change without notice. Trading and investing in digital assets involves significant risks including price volatility and illiquidity and may not be suitable for all investors. The Firm is not liable whatsoever for any direct or consequential loss arising from the use of this material. Copyright of this material belongs to GSR. Neither this material nor any copy thereof may be taken, reproduced or redistributed, directly or indirectly, without prior written permission of GSR.

Sources

*All options data is based on Deribit and Options-based graphs are from Laevidas based on Deribit data. Market returns are based on price returns for the following ETFs: VOO, QQQ, EWU, EWG, EWJ, and EWH.

CoinGecko
Investing.com

Santiment
Google Finance

DefiLlama
TradingView

CoinMarketCap
Deribit

Laevidas
WoldCoinIndex.com