

## Crypto Leaderboard

Rank	Name	Ticker	Price	24h	7d	30d	24h Vol \$m	MC \$m	1-Year Chart
1	Bitcoin	BTC	\$28,654	1%	4%	24%	20,850	553,771	
2	Ethereum	ETH	\$1,805	0%	3%	12%	10,443	217,275	
3	Tether	USDT	\$1.00	0%	-1%	0%	32,890	79,683	
4	BNB	BNB	\$318	0%	-2%	5%	863	50,129	
5	USD Coin	USDC	\$1.00	0%	0%	0%	4,757	33,295	
6	XRP	XRP	\$0.54	-1%	28%	44%	3,961	28,033	
7	Cardano	ADA	\$0.38	-2%	5%	8%	453	13,285	
8	Lido stETH	STETH	\$1,802	0%	3%	11%	12	10,602	
9	Dogecoin	DOGE	\$0.08	-1%	1%	-7%	473	10,439	
10	Polygon	MATIC	\$1.11	-2%	0%	-7%	422	10,099	

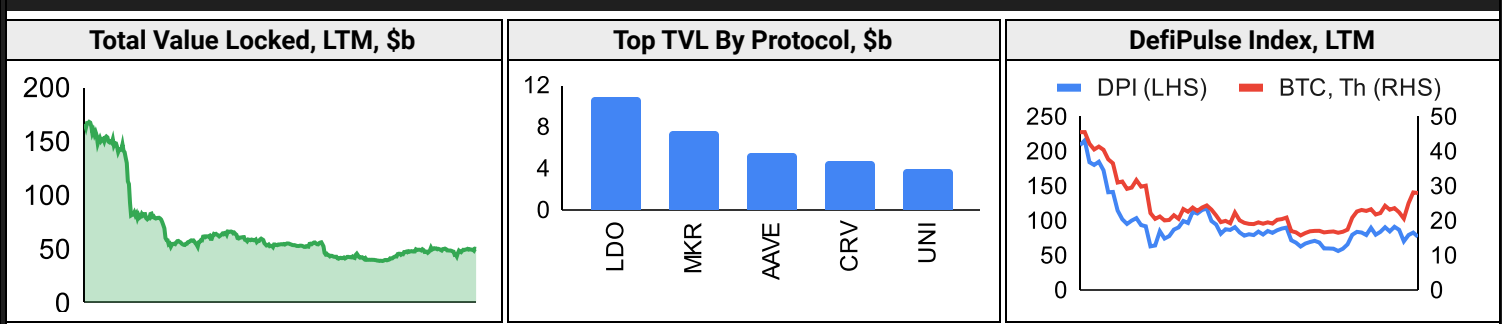
## Top & Bottom Performers - Top 100 Tokens

24h		7 Days		30 Days		90 Days		365 Days	
1INCH	15%	KAS	90%	KAS	174%	CFX	1803%	AGIX	185%
ARB	11%	XRP	28%	CFX	117%	AGIX	809%	CFX	139%
CFX	10%	MASK	26%	XDC	55%	KAS	536%	BGB	103%
HBAR	6%	FLR	18%	XRP	44%	STX	341%	OKB	98%
STX	-5%	TON	-13%	LDO	-22%	TWT	-12%	FLOW	-86%
MASK	-6%	AGIX	-15%	FXS	-25%	BSV	-14%	AXS	-87%
RPL	-7%	APT	-15%	LUNC	-25%	LUNC	-15%	OSMO	-90%
FLR	-8%	STX	-19%	HT	-30%	HT	-27%	LUNC	-100%

## Category Performance

Category	7d	30d	90d	180d	365d	Ecosystem	7d	30d	90d	180d	365d
Currency	2%	7%	37%	11%	-53%	BSC	4%	-3%	57%	7%	-61%
DEX	1%	2%	73%	11%	-71%	Gnosis Chain	-4%	-6%	74%	11%	-71%
Smart Contract	-2%	-4%	61%	-3%	-70%	Avalanche	-2%	-7%	50%	-3%	-67%
Scaling	-8%	-7%	90%	37%	-67%	Polygon	-2%	-7%	61%	13%	-63%
Other DeFi	-1%	-8%	80%	24%	-51%	Tron	-2%	-7%	25%	12%	-46%
CEXs	-3%	-9%	30%	3%	-38%	Solana	-4%	-10%	82%	-20%	-79%
Gaming/Entertai	-3%	-9%	63%	-20%	-78%	Polkadot	-5%	-10%	50%	6%	-67%
Privacy	-3%	-11%	22%	-8%	-68%	Cosmos	-1%	-11%	61%	35%	-67%
Lending	-4%	-11%	25%	-35%	-78%						
IoT/Data/Comp.	-2%	-13%	40%	-13%	-74%						
Meme	-3%	-15%	106%	94%	-46%						

## DeFi



## Trading Volume

Aggregate Volumes by Product, \$b					Top Derivatives Exchanges, \$m and bps					Top Spot Exchanges, \$m		
Product	1d	7d	30d	O/I	Exchange	1d Vol	O/I	Mkr	Tkr	Exchange	Score	1d Vol
Spot	27	180	1,090	n/a	Binance	56,755	31,548	2.0	4.0	Binance	9.9	12,469
Perpetuals	73	440	2,370	16	Bybit	12,633	4,388	1.0	6.0	Coinbase	8.1	1,232
Futures	0	3	14	1	OKX	15,466	2,384	2.0	5.0	Kraken	7.8	726
Options*	1	7	43	n/a	KuCoin	3,067	1,709	2.0	6.0	KuCoin	7.3	884

20 Day Volume - Top 100 Tokens, \$b		Top Volume, 1d, \$m		Top Volume, %20d Avg		Low Volume, %20d Avg	
		USDT	33,188	KAS	458%	USDP	19%
		BTC	20,768	1INCH	457%	STETH	23%
		ETH	9,199	TUSD	412%	DAI	25%
		USDC	4,712	RPL	275%	FRAX	35%
		BUSD	3,629	ALGO	257%	LEO	43%

## Traditional Finance

Global Equity Markets*							SPX vs. BTC, LTM	
	US	US Grwth	UK	Germany	Japan	HK		
1D	1%	2%	1%	1%	0%	1%		
7D	2%	1%	2%	2%	1%	1%		
90D	5%	17%	4%	13%	6%	-2%		
365D	-13%	-15%	-6%	-4%	-7%	-11%		

10-Year Treasury Yields							Commodities & FX					
	US	Brazil	UK	Germany	Japan	HK	Last	WTI	Gas	Gold	USD/EUR	USD/JPY
Last	3.57%	13.10%	3.53%	2.37%	0.32%	2.97%	Last	73.7	2.14	1,987	0.92	132.8
1d Chg	0.00	0.20	0.06	0.06	0.00	-0.06	1d % Chg	1.0%	-2.0%	0.1%	-0.6%	0.0%

## Correlations

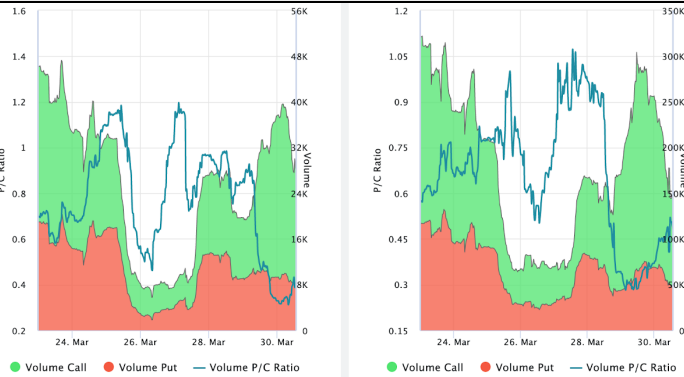
Intra-Crypto Correlations, LTM							Rolling 3M Correlations, LTM	
	BTC	ETH	BNB	XRP	ADA	DOGE		
BTC								
ETH	0.89							
BNB	0.81	0.82						
XRP	0.70	0.73	0.69					
ADA	0.80	0.81	0.78	0.76				
DOGE	0.65	0.68	0.65	0.60	0.66			

## Crypto News

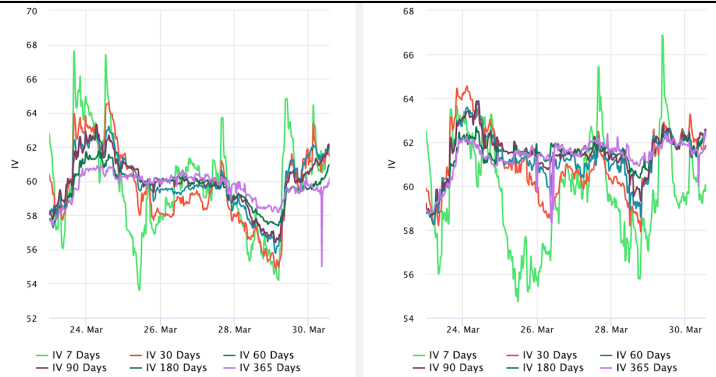
- [MercadoLibre To Enable Bitcoin Trading In Chile - Bitcoin Magazine](#)
- [FDIC seeking Signet buyer, returning Signature crypto deposits next week - The Block](#)
- [Tokenized Warhol paintings are ready for their 15 minutes of fame - The Block](#)
- [Thai SEC wants to lift restrictions on initial coin offerings - Cointelegraph](#)
- [Hong Kong fund plans to raise \\$100 million for crypto investment - Cointelegraph](#)
- [OKX plans Australian expansion, citing 'huge appetite' for crypto - Cointelegraph](#)
- [SEC's Gensler seeks \\$2.4B in funding to chase down crypto 'misconduct' - Cointelegraph](#)
- [FDIC plans to return \\$4B in Signature crypto deposits 'by early next week' — Martin Gruenberg - Cointelegraph](#)

## Crypto Options

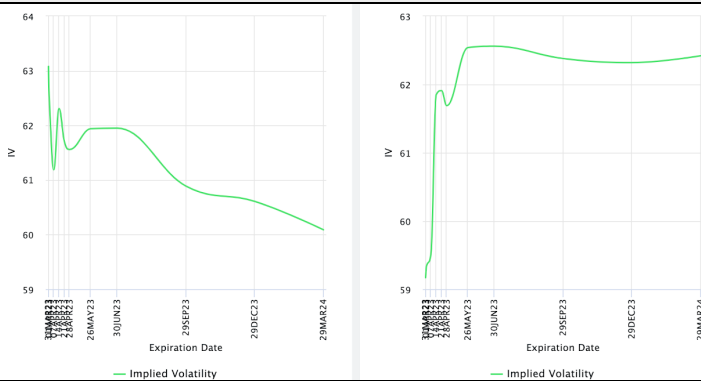
### Options Volume & Put/Call Ratio (BTC LHS ; ETH RHS), 1d



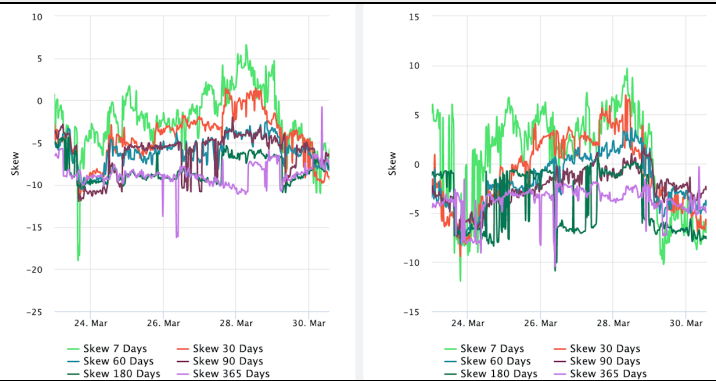
### ATM Implied Volatility (BTC LHS ; ETH RHS)



### ATM Implied Vol Term Structure (BTC LHS ; ETH RHS)

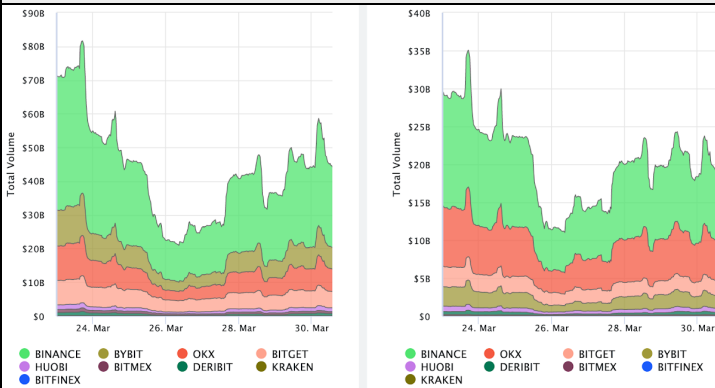


### 25 Delta Skew (BTC LHS ; ETH RHS)

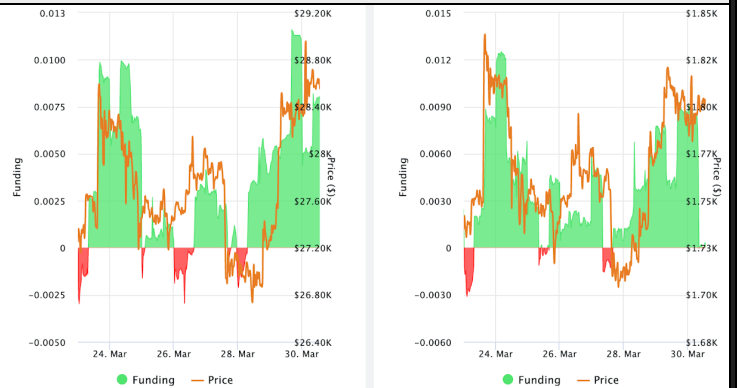


## Crypto Futures

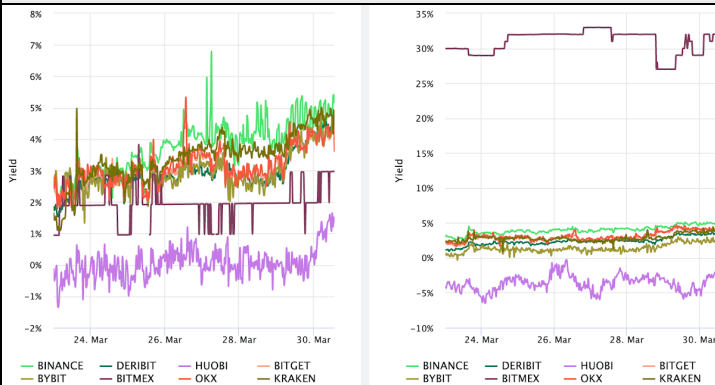
### Futures Volume (BTC LHS ; ETH RHS), 1d



### Volume Weighted Funding Rate (BTC LHS ; ETH RHS), 1d



### Annualized Basis (BTC LHS ; ETH RHS), 3m



### Liquidations (BTC LHS ; ETH RHS), 1d



## About GSR

GSR is a global leader in digital asset trading, market making, OTC derivatives, and investments. We operate in a culture of excellence and leverage our first-rate reputation, deep relationships and proprietary trading technology to move swiftly and capitalize on market opportunities.

GSR's experienced team brings together decades of institutional trading expertise, while our industry-leading proprietary technology stack anchors everything we do.

Our main service areas are: market making; proprietary and algorithmic trading; client execution; structured products; risk management solutions; and portfolio investments.

For more information or if we can help with anything, please see [gsr.io](https://gsr.io) or contact us at [gsr@gsr.io](mailto:gsr@gsr.io).

Follow GSR for more content: [Twitter](#) [Telegram](#) [LinkedIn](#)

## Authors

Matt Kunke, Research Analyst [Twitter](#) [Telegram](#) [LinkedIn](#)  
Brian Rudick, Senior Strategist [Twitter](#) [Telegram](#) [LinkedIn](#)

## Required Disclosures

*This material is provided by GSR (the "Firm") solely for informational purposes, is intended only for sophisticated, institutional investors and does not constitute an offer or commitment, a solicitation of an offer or commitment, or any advice or recommendation, to enter into or conclude any transaction (whether on the terms shown or otherwise), or to provide investment services in any state or country where such an offer or solicitation or provision would be illegal. The Firm is not and does not act as an advisor or fiduciary in providing this material.*

*This material is not a research report, and not subject to any of the independence and disclosure standards applicable to research reports prepared pursuant to FINRA or CFTC research rules. This material is not independent of the Firm's proprietary interests, which may conflict with the interests of any counterparty of the Firm. The Firm trades instruments discussed in this material for its own account, may trade contrary to the views expressed in this material, and may have positions in other related instruments.*

*Information contained herein is based on sources considered to be reliable, but is not guaranteed to be accurate or complete. Any opinions or estimates expressed herein reflect a judgment made by the author(s) as of the date of publication, and are subject to change without notice. Trading and investing in digital assets involves significant risks including price volatility and illiquidity and may not be suitable for all investors. The Firm is not liable whatsoever for any direct or consequential loss arising from the use of this material. Copyright of this material belongs to GSR. Neither this material nor any copy thereof may be taken, reproduced or redistributed, directly or indirectly, without prior written permission of GSR.*

## Sources

\*All options data is based on Deribit and Options-based graphs are from Laevidas based on Deribit data.  
Market returns are based on price returns for the following ETFs: VOO, QQQ, EWU, EWG, EWJ, and EWH.

CoinGecko	Santiment	DefiLlama	CoinMarketCap	Laevidas
Investing.com	Google Finance	TradingView	Deribit	WoldCoinIndex.com