

## Crypto Leaderboard

Rank	Name	Ticker	Price	24h	7d	30d	24h Vol \$m	MC \$m	1-Year Chart
1	Bitcoin	BTC	\$28,547	0%	0%	21%	21,381	553,430	
2	Ethereum	ETH	\$1,834	2%	1%	10%	10,333	221,844	
3	Tether	USDT	\$1.01	0%	0%	0%	33,681	80,112	
4	BNB	BNB	\$319	1%	-4%	5%	566	50,533	
5	USD Coin	USDC	\$1.00	0%	0%	0%	4,483	32,844	
6	XRP	XRP	\$0.54	-1%	20%	40%	2,259	27,855	
7	Cardano	ADA	\$0.40	6%	7%	11%	551	14,083	
8	Lido stETH	STETH	\$1,829	2%	1%	9%	17	10,793	
9	Dogecoin	DOGE	\$0.08	1%	-3%	-7%	399	10,582	
10	Polygon	MATIC	\$1.11	-1%	-3%	-11%	366	10,088	

## Top & Bottom Performers - Top 100 Tokens

24h		7 Days		30 Days		90 Days		365 Days	
HBAR	16%	KAS	85%	KAS	139%	CFX	1799%	AGIX	200%
RPL	7%	HBAR	22%	CFX	75%	AGIX	813%	CFX	111%
ADA	6%	XRP	20%	XDC	47%	KAS	491%	OKB	100%
FTM	5%	XLM	18%	XRP	40%	STX	343%	BGB	92%
STX	-2%	MINA	-14%	LUNC	-25%	BSV	-13%	FLOW	-86%
KAS	-4%	APT	-14%	MKR	-27%	LUNC	-15%	AXS	-87%
FLR	-6%	AGIX	-16%	FXS	-27%	TWT	-16%	OSMO	-90%
1INCH	-7%	STX	-21%	HT	-30%	HT	-29%	LUNC	-100%

## Category Performance

Category	7d	30d	90d	180d	365d	Ecosystem	7d	30d	90d	180d	365d
Currency	6%	4%	38%	12%	-51%	BSC	12%	-1%	65%	14%	-59%
DEX	7%	-3%	75%	14%	-69%	Tron	3%	-8%	27%	1%	-46%
Smart Contract	3%	-7%	62%	0%	-69%	Gnosis Chain	2%	-9%	76%	15%	-69%
CEXs	0%	-9%	29%	5%	-36%	Polygon	3%	-10%	63%	18%	-61%
Other DeFi	5%	-10%	84%	31%	-49%	Avalanche	2%	-12%	49%	0%	-66%
Scaling	-7%	-12%	88%	40%	-69%	Solana	3%	-13%	82%	-17%	-79%
Meme	5%	-12%	114%	104%	-42%	Cosmos	2%	-14%	64%	40%	-65%
Privacy	3%	-12%	23%	-5%	-66%	Polkadot	1%	-14%	53%	10%	-67%
Gaming/Entertai	1%	-13%	62%	-18%	-77%						
IoT/Data/Comp.	3%	-15%	43%	-9%	-73%						
Lending	-1%	-17%	25%	-33%	-77%						

## DeFi

Total Value Locked, LTM, \$b	Top TVL By Protocol, \$b	DefiPulse Index, LTM

## Trading Volume

Aggregate Volumes by Product, \$b					Top Derivatives Exchanges, \$m and bps					Top Spot Exchanges, \$m		
Product	1d	7d	30d	O/I	Exchange	1d Vol	O/I	Mkr	Tkr	Exchange	Score	1d Vol
Spot	28	167	1,080	n/a	Binance	52,928	38,786	2.0	4.0	Binance	9.9	11,289
Perpetuals	72	412	2,380	16	Bybit	12,473	4,376	1.0	6.0	Coinbase	8.2	1,380
Futures	0	2	14	0	OKX	15,049	2,401	2.0	5.0	Kraken	7.9	679
Options*	1	7	44	n/a	KuCoin	2,637	1,746	2.0	6.0	KuCoin	7.2	743

20 Day Volume - Top 100 Tokens, \$b		Top Volume, 1d, \$m		Top Volume, %20d Avg		Low Volume, %20d Avg	
		USDT	30,870	HBAR	408%	USDP	16%
		BTC	20,686	TUSD	360%	FRAX	25%
		ETH	9,118	1INCH	222%	STX	34%
		USDC	4,415	KAS	204%	AGIX	35%
		BUSD	3,304	XLM	195%	STETH	37%

## Traditional Finance

Global Equity Markets*							SPX vs. BTC, LTM	
	US	US Grwth	UK	Germany	Japan	HK		
1D	1%	1%	1%	2%	0%	1%		
7D	2%	2%	4%	5%	1%	1%		
90D	6%	19%	5%	13%	6%	-4%		
365D	-11%	-13%	-4%	0%	-6%	-9%		

10-Year Treasury Yields							Commodities & FX					
	US	Brazil	UK	Germany	Japan	HK	Last	WTI	Gas	Gold	USD/EUR	USD/JPY
Last	3.51%	12.93%	3.54%	2.32%	0.34%	3.13%	Last	75.5	2.20	1,999	0.92	133.0
1d Chg	-0.04	-0.07	0.03	-0.04	0.02	-0.06	1d % Chg	1.5%	4.6%	0.1%	0.1%	0.3%

## Correlations

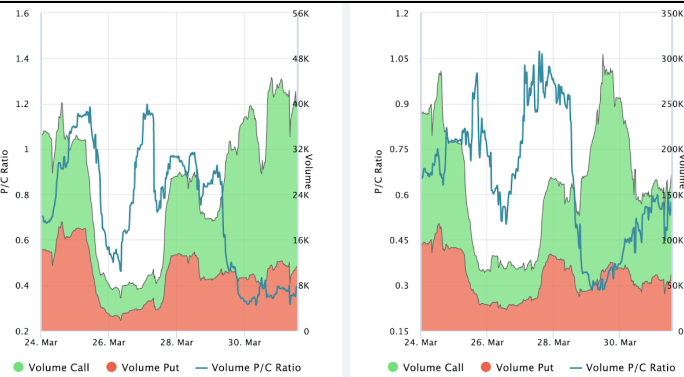
Intra-Crypto Correlations, LTM							Rolling 3M Correlations, LTM	
	BTC	ETH	BNB	XRP	ADA	DOGE		
BTC								
ETH	0.89							
BNB	0.81	0.82						
XRP	0.70	0.73	0.69					
ADA	0.80	0.81	0.78	0.75				
DOGE	0.65	0.68	0.65	0.60	0.66			

## Crypto News

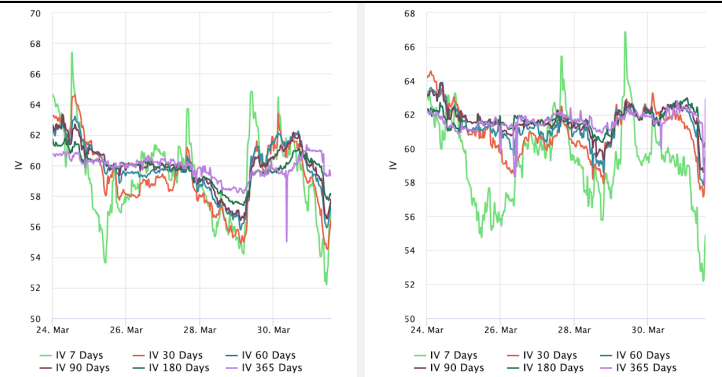
- [Injective. Eclipse to bring Solana applications to the Cosmos ecosystem - The Block](#)
- [MoonPay has dismissed dozens of staff, while denying those cuts are layoffs - The Block](#)
- [Only BNB showed significant price recovery after 2022 hack: Immunefi - The Block](#)
- [FTX EU launches withdrawal website to pay back European users - Cointelegraph](#)
- [DAO treasuries top \\$25 billion for the first time: DeepDAO - Cointelegraph](#)
- [Polls suggest Elizabeth Warren's anti-crypto army strategy won't pay off - Cointelegraph](#)
- [OCC's new Office of Financial Technology has a director and an opening date - Cointelegraph](#)
- [Japan plans to form expert panel to explore digital yen: Report - Cointelegraph](#)

## Crypto Options

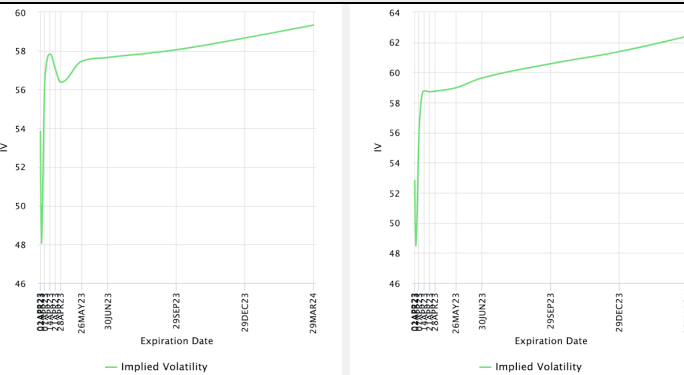
### Options Volume & Put/Call Ratio (BTC LHS ; ETH RHS), 1d



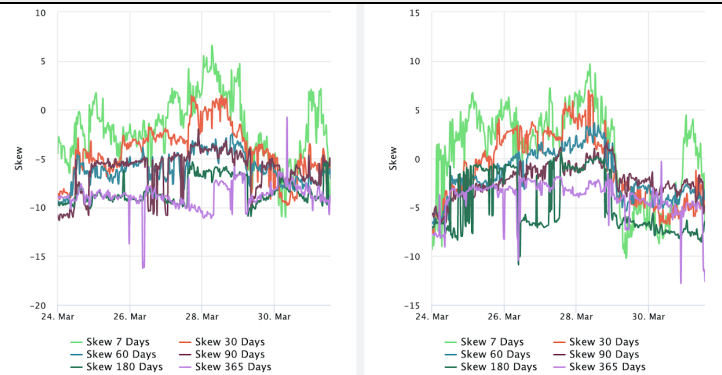
### ATM Implied Volatility (BTC LHS ; ETH RHS)



### ATM Implied Vol Term Structure (BTC LHS ; ETH RHS)

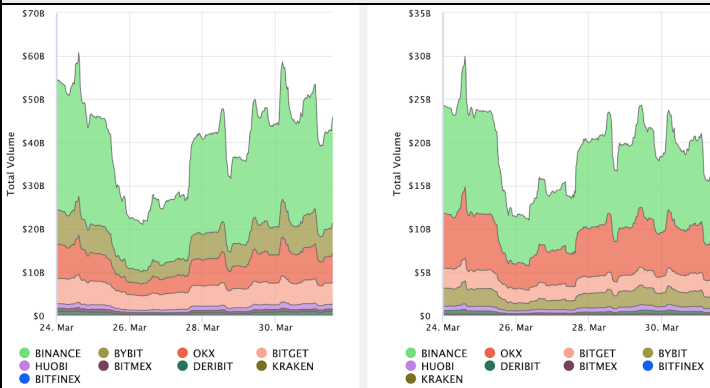


### 25 Delta Skew (BTC LHS ; ETH RHS)

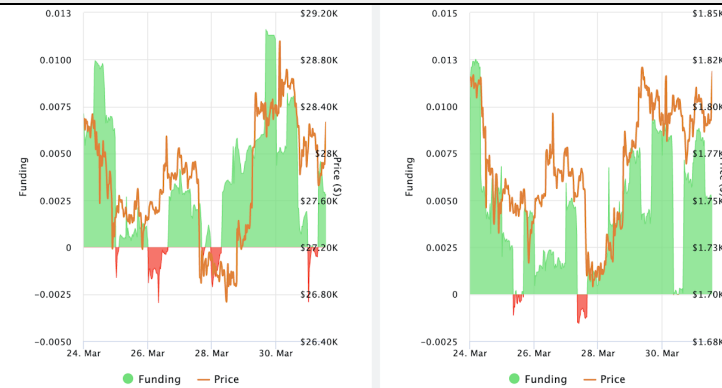


## Crypto Futures

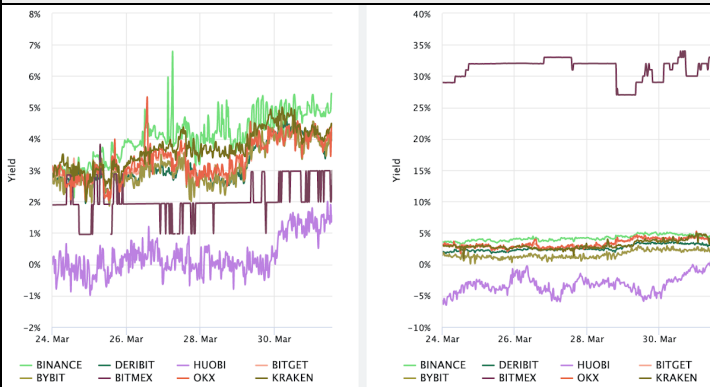
### Futures Volume (BTC LHS ; ETH RHS), 1d



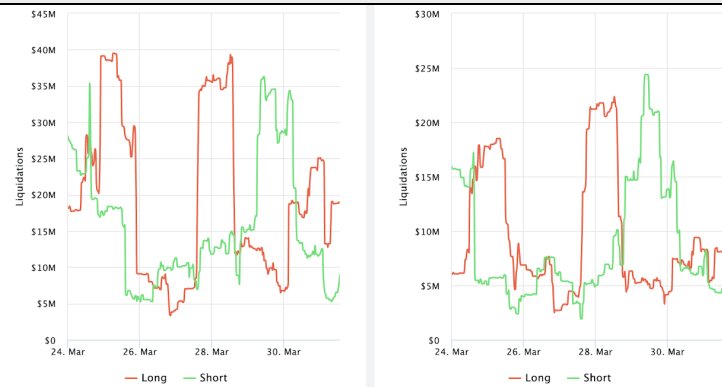
### Volume Weighted Funding Rate (BTC LHS ; ETH RHS), 1d



### Annualized Basis (BTC LHS ; ETH RHS), 3m



### Liquidations (BTC LHS ; ETH RHS), 1d



## About GSR

GSR is a global leader in digital asset trading, market making, OTC derivatives, and investments. We operate in a culture of excellence and leverage our first-rate reputation, deep relationships and proprietary trading technology to move swiftly and capitalize on market opportunities.

GSR's experienced team brings together decades of institutional trading expertise, while our industry-leading proprietary technology stack anchors everything we do.

Our main service areas are: market making; proprietary and algorithmic trading; client execution; structured products; risk management solutions; and portfolio investments.

For more information or if we can help with anything, please see [gsr.io](https://gsr.io) or contact us at [gsr@gsr.io](mailto:gsr@gsr.io).

Follow GSR for more content: [Twitter](#) [Telegram](#) [LinkedIn](#)

## Authors

Matt Kunke, Research Analyst [Twitter](#) [Telegram](#) [LinkedIn](#)  
Brian Rudick, Senior Strategist [Twitter](#) [Telegram](#) [LinkedIn](#)

## Required Disclosures

*This material is provided by GSR (the "Firm") solely for informational purposes, is intended only for sophisticated, institutional investors and does not constitute an offer or commitment, a solicitation of an offer or commitment, or any advice or recommendation, to enter into or conclude any transaction (whether on the terms shown or otherwise), or to provide investment services in any state or country where such an offer or solicitation or provision would be illegal. The Firm is not and does not act as an advisor or fiduciary in providing this material.*

*This material is not a research report, and not subject to any of the independence and disclosure standards applicable to research reports prepared pursuant to FINRA or CFTC research rules. This material is not independent of the Firm's proprietary interests, which may conflict with the interests of any counterparty of the Firm. The Firm trades instruments discussed in this material for its own account, may trade contrary to the views expressed in this material, and may have positions in other related instruments.*

*Information contained herein is based on sources considered to be reliable, but is not guaranteed to be accurate or complete. Any opinions or estimates expressed herein reflect a judgment made by the author(s) as of the date of publication, and are subject to change without notice. Trading and investing in digital assets involves significant risks including price volatility and illiquidity and may not be suitable for all investors. The Firm is not liable whatsoever for any direct or consequential loss arising from the use of this material. Copyright of this material belongs to GSR. Neither this material nor any copy thereof may be taken, reproduced or redistributed, directly or indirectly, without prior written permission of GSR.*

## Sources

\*All options data is based on Deribit and Options-based graphs are from Laevidas based on Deribit data. Market returns are based on price returns for the following ETFs: VOO, QQQ, EWU, EWG, EWJ, and EWH.

CoinGecko	Santiment	DefiLlama	CoinMarketCap	Laevidas
Investing.com	Google Finance	TradingView	Deribit	WoldCoinIndex.com