

Crypto Leaderboard

Rank	Name	Ticker	Price	24h	7d	30d	24h Vol \$m	MC \$m	1-Year Chart
1	Bitcoin	BTC	\$22,000	-2%	-5%	-3%	31,379	424,809	
2	Ethereum	ETH	\$1,550	-1%	-4%	-4%	12,546	186,781	
3	Tether	USDT	\$1.00	0%	0%	0%	38,932	71,692	
4	BNB	BNB	\$286	0%	-5%	-11%	231	45,206	
5	USD Coin	USDC	\$1.00	0%	0%	0%	3,519	43,554	
6	XRP	XRP	\$0.39	5%	4%	0%	2,092	20,046	
7	Cardano	ADA	\$0.32	-2%	-9%	-16%	302	11,208	
8	OKB	OKB	\$42.1	-7%	-18%	-4%	91	10,391	
9	Dogecoin	DOGE	\$0.07	-2%	-10%	-19%	358	10,064	
10	Polygon	MATIC	\$1.09	-5%	-9%	-8%	587	9,856	

Top & Bottom Performers - Top 100 Tokens

24h		7 Days		30 Days		90 Days		365 Days	
BONE	22%	XDC	12%	CFX	207%	AGIX	713%	AGIX	331%
XRP	4%	MKR	9%	STX	112%	CFX	622%	BONE	230%
SHIB	3%	BONE	7%	BGB	69%	STX	139%	OKB	138%
TON	2%	XRP	4%	MKR	25%	IMX	135%	BGB	120%
GRT	-9%	AGIX	-23%	FXS	-25%	CHZ	-24%	AXS	-83%
MINA	-9%	MINA	-23%	LUNC	-26%	HT	-26%	FLOW	-83%
AGIX	-10%	KLAY	-26%	FTM	-29%	DOGE	-26%	OSMO	-91%
STX	-11%	STX	-29%	APT	-29%	TWT	-54%	LUNC	-100%

Category Performance

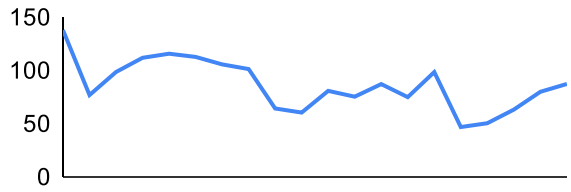
Category	7d	30d	90d	180d	365d	Ecosystem	7d	30d	90d	180d	365d
Other DeFi	-15%	-3%	41%	-3%	-36%	Tron	-9%	1%	15%	0%	-27%
CEXs	-9%	-8%	15%	-2%	-29%	Gnosis Chain	-12%	-1%	37%	-12%	-61%
Currency	-10%	-8%	5%	-11%	-47%	Avalanche	-14%	-7%	18%	-17%	-56%
Privacy	-15%	-10%	6%	-23%	-60%	Polkadot	-18%	-8%	17%	-11%	-54%
Smart Contract	-16%	-11%	17%	-26%	-59%	Solana	-15%	-9%	29%	-34%	-72%
Meme	-13%	-12%	83%	80%	-25%	Polygon	-17%	-12%	20%	-9%	-51%
DEX	-15%	-13%	17%	-19%	-58%	BSC	-16%	-15%	5%	-14%	-47%
Scaling	-19%	-13%	44%	-1%	-60%	Cosmos	-16%	-16%	36%	10%	-55%
IoT/Data/Comp.	-18%	-14%	11%	-25%	-66%						
Lending	-13%	-15%	5%	-38%	-66%						
Gaming/Entertai	-17%	-20%	9%	-35%	-71%						

DeFi

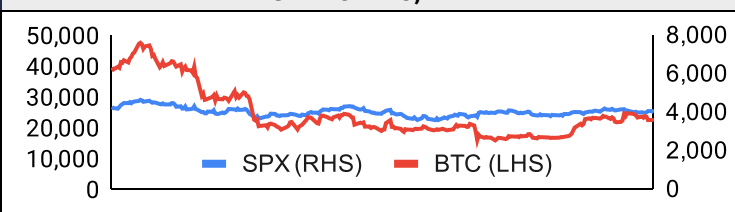
Total Value Locked, LTM, \$b	Top TVL By Protocol, \$b	DefiPulse Index, LTM

Trading Volume

Aggregate Volumes by Product, \$b					Top Derivatives Exchanges, \$m and bps				Top Spot Exchanges, \$m			
Product	1d	7d	30d	O/I	Exchange	1d Vol	O/I	Mkr	Tkr	Exchange	Score	1d Vol
Spot	24	136	760	n/a	Binance	46,054	33,489	2.0	4.0	Binance	9.9	15,994
Perpetuals	52	266	1,470	11	Bybit	10,479	3,703	1.0	6.0	Coinbase	7.8	1,251
Futures	0	1	14	1	OKX	12,868	2,481	2.0	5.0	Kraken	7.7	840
Options*	1	4	25	n/a	KuCoin	2,007	1,494	2.0	6.0	KuCoin	6.8	586

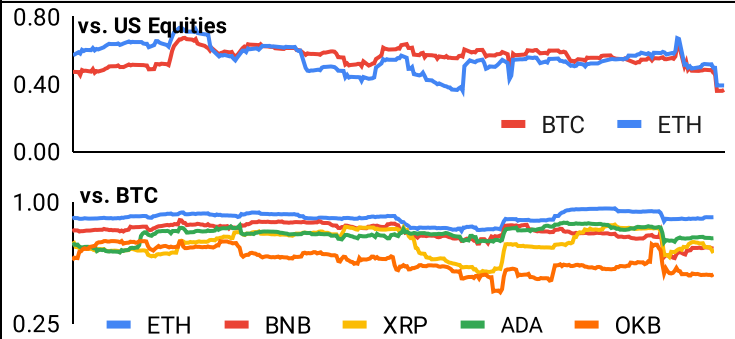
20 Day Volume - Top 100 Tokens, \$b		Top Volume, 1d, \$m		Top Volume, %20d Avg		Low Volume, %20d Avg	
		USDT	33,967	BONE	221%	NEO	38%
		BTC	25,310	XRP	196%	STETH	40%
		ETH	7,585	IMX	148%	STX	44%
		BUSD	5,836	BTSE	135%	FIL	48%
		USDC	3,725	SHIB	133%	XTZ	48%

Traditional Finance

Global Equity Markets*							SPX vs. BTC, LTM	
	US	US Grwth	UK	Germany	Japan	HK		
1D	-2%	-1%	-2%	-2%	-1%	-1%		
7D	1%	2%	-2%	0%	1%	0%		
90D	0%	4%	1%	9%	3%	-1%		
365D	-4%	-8%	2%	7%	-2%	-3%		

10-Year Treasury Yields							Commodities & FX				
	US	Brazil	UK	Germany	Japan	HK	WTI	Gas	Gold	USD/EUR	USD/JPY
Last	3.92%	13.51%	3.77%	2.63%	0.50%	3.86%	76.9	2.55	1,825	0.95	136.9
1d Chg	-0.05	-0.04	-0.05	-0.06	-0.01	-0.07	-0.9%	-5.0%	0.3%	0.0%	-0.2%

Correlations

Intra-Crypto Correlations, LTM							Rolling 3M Correlations, LTM	
	BTC	ETH	BNB	XRP	ADA	OKB		
BTC								
ETH	0.89							
BNB	0.82	0.83						
XRP	0.74	0.75	0.74					
ADA	0.80	0.80	0.79	0.75				
OKB	0.61	0.60	0.62	0.54	0.58			

Crypto News

- [Binance.US gets green light to buy Voyager Digital assets - The Block](#)
- [Tender.fi hacker returns stolen funds, gets bounty reward - The Block](#)
- [Grayscale products buoyed following oral arguments in case against the SEC - The Block](#)
- [Blur captures 84% of ETH-based NFT transactions in first week of March - The Block](#)
- [Crypto derivatives on the CME reach new milestones amid regulatory uncertainty - The Block](#)
- [7 ways women can earn passive income through cryptocurrency - Cointelegraph](#)
- [How blockchain empowers women in developing economies - Cointelegraph](#)
- [European Commission to ensure 'healthy competition' in the metaverse - Cointelegraph](#)



March 8, 2023

About GSR

GSR is a global leader in digital asset trading, market making, OTC derivatives, and investments. We operate in a culture of excellence and leverage our first-rate reputation, deep relationships and proprietary trading technology to move swiftly and capitalize on market opportunities.

GSR's experienced team brings together decades of institutional trading expertise, while our industry-leading proprietary technology stack anchors everything we do.

Our main service areas are: market making; proprietary and algorithmic trading; client execution; structured products; risk management solutions; and portfolio investments.

For more information or if we can help with anything, please see gsr.io or contact us at gsr@gsr.io.

Follow GSR for more content: [Twitter](#) [Telegram](#) [LinkedIn](#)

Authors

Matt Kunke, Junior Strategist [Twitter](#) [Telegram](#) [LinkedIn](#)
Brian Rudick, Senior Strategist [Twitter](#) [Telegram](#) [LinkedIn](#)

Required Disclosures

*Options volume is based on Deribit's volume in BTC/ETH/SOL and converted to \$ volume based on current prices. Market returns are based on price returns for the following ETFs: VOO, QQQ, EWU, EWG, EWJ, and EWH.

This material is provided by GSR (the "Firm") solely for informational purposes, is intended only for sophisticated, institutional investors and does not constitute an offer or commitment, a solicitation of an offer or commitment, or any advice or recommendation, to enter into or conclude any transaction (whether on the terms shown or otherwise), or to provide investment services in any state or country where such an offer or solicitation or provision would be illegal. The Firm is not and does not act as an advisor or fiduciary in providing this material.

This material is not a research report, and not subject to any of the independence and disclosure standards applicable to research reports prepared pursuant to FINRA or CFTC research rules. This material is not independent of the Firm's proprietary interests, which may conflict with the interests of any counterparty of the Firm. The Firm trades instruments discussed in this material for its own account, may trade contrary to the views expressed in this material, and may have positions in other related instruments.

Information contained herein is based on sources considered to be reliable, but is not guaranteed to be accurate or complete. Any opinions or estimates expressed herein reflect a judgment made by the author(s) as of the date of publication, and are subject to change without notice. Trading and investing in digital assets involves significant risks including price volatility and illiquidity and may not be suitable for all investors. The Firm is not liable whatsoever for any direct or consequential loss arising from the use of this material. Copyright of this material belongs to GSR. Neither this material nor any copy thereof may be taken, reproduced or redistributed, directly or indirectly, without prior written permission of GSR.

Sources

CoinGecko	Santiment	DefiPulse	WoldCoinIndex.com	Yahoo
CoinMarketCap	Deribit	TradingView	Investing.com	Google
		DefiLlama		