

## Crypto Leaderboard

Rank	Name	Ticker	Price	24h	7d	30d	24h Vol \$m	MC \$m	1-Year Chart
1	Bitcoin	BTC	\$30,245	0%	7%	25%	17,172	586,064	
2	Ethereum	ETH	\$1,888	-2%	1%	12%	10,511	227,731	
3	Tether	USDT	\$1.00	0%	0%	0%	26,913	80,624	
4	BNB	BNB	\$320	-3%	3%	4%	759	50,584	
5	USD Coin	USDC	\$1.00	0%	0%	0%	3,722	32,430	
6	XRP	XRP	\$0.51	-3%	0%	35%	1,322	26,177	
7	Cardano	ADA	\$0.40	-1%	4%	17%	391	14,149	
8	Dogecoin	DOGE	\$0.08	-3%	-13%	13%	840	11,537	
9	Lido stETH	STETH	\$1,884	-1%	1%	13%	65	11,198	
10	Polygon	MATIC	\$1.1	-2%	-3%	-8%	312	10,172	

## Top & Bottom Performers - Top 100 Tokens

24h		7 Days		30 Days		90 Days		365 Days	
INJ	8%	INJ	25%	KAS	162%	CFX	1487%	AGIX	185%
SOL	8%	XRD	24%	INJ	65%	KAS	500%	CFX	143%
XRD	4%	RNDR	20%	CFX	51%	INJ	347%	OKB	123%
RNDR	4%	SOL	15%	XRD	40%	AGIX	297%	RPL	36%
KAS	-5%	RPL	-6%	OP	-14%	TWT	-18%	FLOW	-83%
LDO	-7%	FXS	-10%	LDO	-16%	FLR	-19%	CRO	-84%
CFX	-8%	LDO	-13%	SNX	-18%	HT	-27%	NEAR	-87%
RPL	-8%	DOGE	-13%	MKR	-21%	LUNC	-27%	LUNC	-100%

## Category Performance

Category	7d	30d	90d	180d	365d	Ecosystem	7d	30d	90d	180d	365d
DEX	-2%	14%	45%	16%	-63%	BSC	3%	17%	49%	27%	-50%
Currency	0%	13%	20%	17%	-42%	Polygon	-1%	7%	40%	27%	-52%
Smart Contract	1%	8%	29%	10%	-61%	Solana	1%	2%	40%	-12%	-75%
Gaming/Entertai	-1%	4%	21%	-8%	-71%	Polkadot	-2%	2%	27%	9%	-61%
Other DeFi	0%	3%	56%	46%	-37%	Cosmos	1%	2%	38%	51%	-56%
Privacy	-1%	1%	3%	-4%	-63%	Avalanche	0%	1%	24%	4%	-59%
IoT/Data/Comp.	-1%	0%	20%	-3%	-66%	Gnosis Chain	-1%	0%	44%	20%	-62%
CEXs	2%	0%	13%	-3%	-31%	Tron	-2%	-2%	17%	-9%	-38%
Scaling	-1%	-2%	46%	51%	-59%						
Meme	-7%	-2%	88%	113%	-37%						
Lending	2%	-3%	2%	-29%	-73%						

## DeFi

Total Value Locked, LTM, \$b	Top TVL By Protocol, \$b	DefiPulse Index, LTM

## Trading Volume

Aggregate Volumes by Product, \$b					Top Derivatives Exchanges, \$m and bps					Top Spot Exchanges, \$m		
Product	1d	7d	30d	O/I	Exchange	1d Vol	O/I	Mkr	Tkr	Exchange	Score	1d Vol
Spot	23	144	1,010	n/a	Binance	46,723	36,376	2.0	4.0	Binance	9.9	10,283
Perpetuals	65	304	2,350	17	Bybit	11,637	4,982	1.0	6.0	Coinbase	8.2	1,326
Futures	0	1	12	1	OKX	14,200	3,325	2.0	5.0	Kraken	8.0	683
Options*	1	6	40	n/a	KuCoin	2,227	1,903	2.0	6.0	KuCoin	7.3	723

20 Day Volume - Top 100 Tokens, \$b		Top Volume, 1d, \$m		Top Volume, %20d Avg		Low Volume, %20d Avg	
		USDT	28,752	USDP	374%	WBT	18%
		BTC	17,959	RNDR	345%	XAUT	32%
		ETH	8,884	SOL	334%	ARB	42%
		USDC	3,946	STETH	305%	OKB	53%
		BUSD	3,153	XRD	262%	LEO	54%

## Traditional Finance

Global Equity Markets*							SPX vs. BTC, LTM	
	US	US Grwth	UK	Germany	Japan	HK		
1D	0%	-1%	0%	0%	0%	0%		
7D	1%	0%	1%	1%	0%	1%		
90D	3%	13%	2%	3%	2%	-5%		
365D	-7%	-7%	-2%	6%	0%	-5%		

10-Year Treasury Yields							Commodities & FX					
	US	Brazil	UK	Germany	Japan	HK	Last	WTI	Gas	Gold	USD/EUR	USD/JPY
Last	3.37%	12.51%	3.52%	2.29%	0.46%	2.94%	Last	82.0	2.19	2,036	0.91	133.0
1d Chg	-0.06	0.02	-0.02	-0.01	-0.01	-0.06	1d % Chg	0.6%	0.0%	0.8%	-0.5%	-0.5%

## Correlations

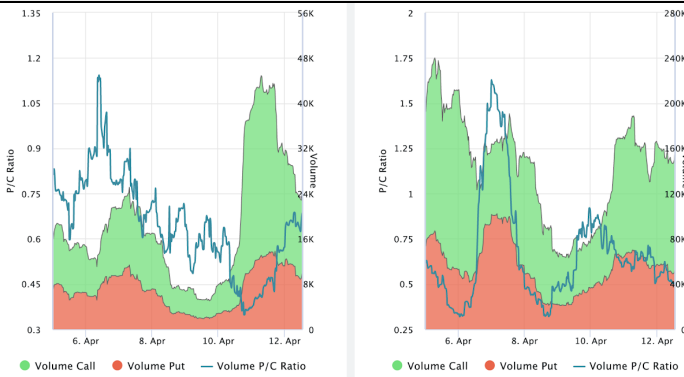
Intra-Crypto Correlations, LTM							Rolling 3M Correlations, LTM	
	BTC	ETH	BNB	XRP	ADA	DOGE		
BTC								
ETH	0.89							
BNB	0.81	0.82						
XRP	0.69	0.72	0.68					
ADA	0.79	0.80	0.78	0.74				
DOGE	0.64	0.67	0.63	0.56	0.66			

## Crypto News

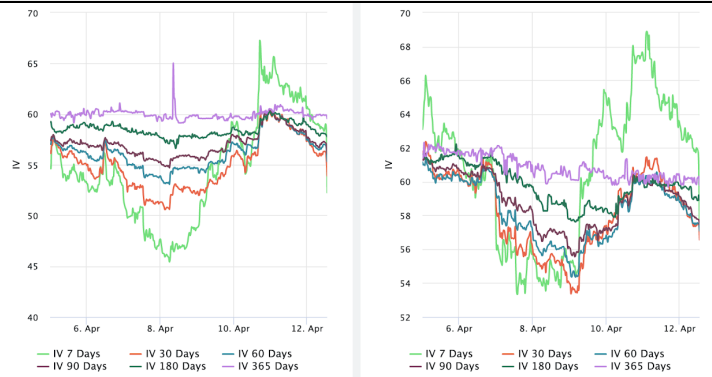
- [Bitcoin's Lightning Network is hard to use. PayPal's ex-president has a solution, and a replacement for SEN & Signet - The Block](#)
- [CleanSpark buys 45,000 Bitcoin miners for \\$145 million to nearly double its capacity - The Block](#)
- [a16z unveils new crypto index that shows adoption outpacing price performance - The Block](#)
- [Ethereum is burning ETH at a rate of \\$5.5 billion per year as Shapella upgrade approaches - The Block](#)
- [MicroStrategy's \\$4 billion bitcoin bet in the green as price hits \\$30,000 - The Block](#)
- [Elon Musk reportedly buys thousands of GPUs for Twitter AI project - Cointelegraph](#)
- [Metalpha raising \\$100M to offer Grayscale Bitcoin products in Hong Kong - Cointelegraph](#)
- [Core Scientific debtors petition bankruptcy court to approve new president - Cointelegraph](#)

## Crypto Options

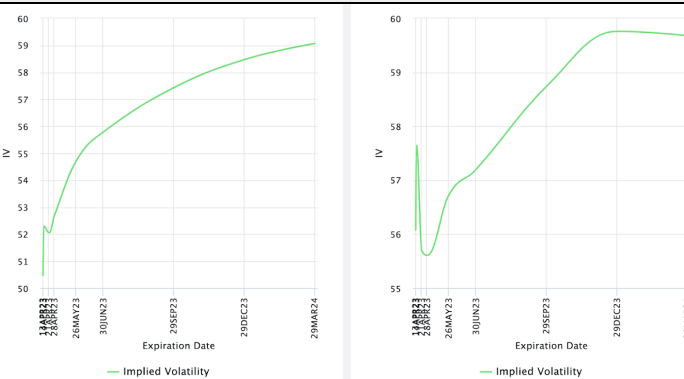
### Options Volume & Put/Call Ratio (BTC LHS ; ETH RHS), 1d



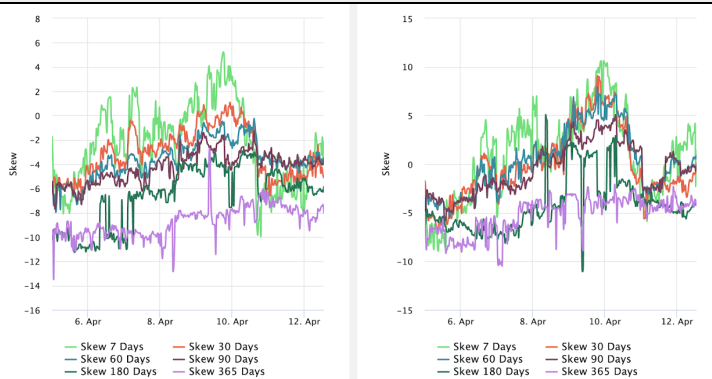
### ATM Implied Volatility (BTC LHS ; ETH RHS)



### ATM Implied Vol Term Structure (BTC LHS ; ETH RHS)

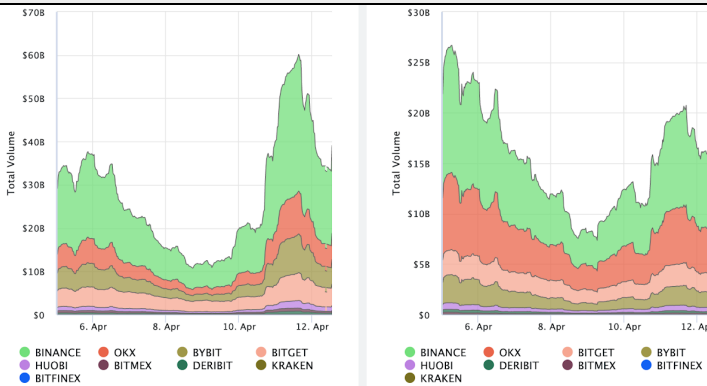


### 25 Delta Skew (BTC LHS ; ETH RHS)



## Crypto Futures

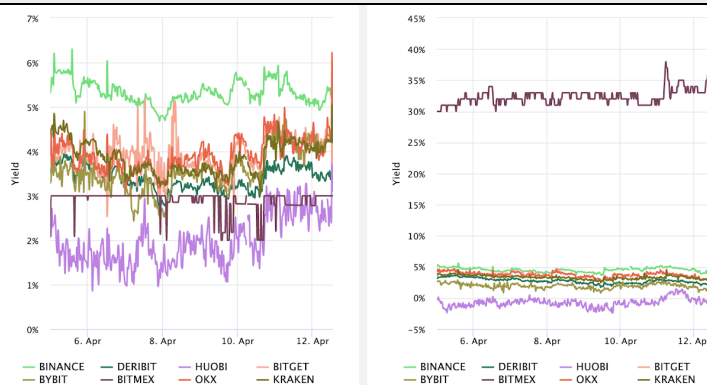
### Futures Volume (BTC LHS ; ETH RHS), 1d



### Volume Weighted Funding Rate (BTC LHS ; ETH RHS), 1d



### Annualized Basis (BTC LHS ; ETH RHS), 3m



### Liquidations (BTC LHS ; ETH RHS), 1d



### About GSR

GSR is a global leader in digital asset trading, market making, OTC derivatives, and investments. We operate in a culture of excellence and leverage our first-rate reputation, deep relationships and proprietary trading technology to move swiftly and capitalize on market opportunities.

GSR's experienced team brings together decades of institutional trading expertise, while our industry-leading proprietary technology stack anchors everything we do.

Our main service areas are: market making; proprietary and algorithmic trading; client execution; structured products; risk management solutions; and portfolio investments.

For more information or if we can help with anything, please see [gsr.io](https://gsr.io) or contact us at [gsr@gsr.io](mailto:gsr@gsr.io).

Follow GSR for more content: [Twitter](#) [Telegram](#) [LinkedIn](#)

### Authors

Matt Kunke, Research Analyst [Twitter](#) [Telegram](#) [LinkedIn](#)  
Brian Rudick, Senior Strategist [Twitter](#) [Telegram](#) [LinkedIn](#)

### Required Disclosures

*This material is provided by GSR (the "Firm") solely for informational purposes, is intended only for sophisticated, institutional investors and does not constitute an offer or commitment, a solicitation of an offer or commitment, or any advice or recommendation, to enter into or conclude any transaction (whether on the terms shown or otherwise), or to provide investment services in any state or country where such an offer or solicitation or provision would be illegal. The Firm is not and does not act as an advisor or fiduciary in providing this material.*

*This material is not a research report, and not subject to any of the independence and disclosure standards applicable to research reports prepared pursuant to FINRA or CFTC research rules. This material is not independent of the Firm's proprietary interests, which may conflict with the interests of any counterparty of the Firm. The Firm trades instruments discussed in this material for its own account, may trade contrary to the views expressed in this material, and may have positions in other related instruments.*

*Information contained herein is based on sources considered to be reliable, but is not guaranteed to be accurate or complete. Any opinions or estimates expressed herein reflect a judgment made by the author(s) as of the date of publication, and are subject to change without notice. Trading and investing in digital assets involves significant risks including price volatility and illiquidity and may not be suitable for all investors. The Firm is not liable whatsoever for any direct or consequential loss arising from the use of this material. Copyright of this material belongs to GSR. Neither this material nor any copy thereof may be taken, reproduced or redistributed, directly or indirectly, without prior written permission of GSR.*

### Sources

\*All options data is based on Deribit and Options-based graphs are from Laevidas based on Deribit data. Market returns are based on price returns for the following ETFs: VOO, QQQ, EWU, EWG, EWJ, and EWH.

CoinGecko	Santiment	DefiLlama	CoinMarketCap	Laevidas
Investing.com	Google Finance	TradingView	Deribit	WoldCoinIndex.com