

Crypto Leaderboard

Rank	Name	Ticker	Price	24h	7d	30d	24h Vol \$m	MC \$m	1-Year Chart
1	Bitcoin	BTC	\$30,237	0%	7%	22%	17,427	585,283	
2	Ethereum	ETH	\$1,997	6%	5%	17%	15,613	240,742	
3	Tether	USDT	\$1.00	0%	0%	0%	31,535	80,685	
4	BNB	BNB	\$323	1%	3%	4%	593	50,932	
5	USD Coin	USDC	\$1.00	0%	0%	0%	4,350	31,994	
6	XRP	XRP	\$0.51	1%	1%	36%	1,137	26,450	
7	Cardano	ADA	\$0.41	3%	6%	20%	419	14,545	
8	Dogecoin	DOGE	\$0.09	6%	-6%	16%	1,096	12,109	
9	Lido stETH	STETH	\$1,991	6%	5%	18%	44	11,840	
10	Polygon	MATIC	\$1.13	3%	-1%	-6%	317	10,469	

Top & Bottom Performers - Top 100 Tokens

24h		7 Days		30 Days		90 Days		365 Days	
XRD	32%	XRD	62%	KAS	131%	CFX	1450%	AGIX	159%
ARB	13%	RNDR	21%	XRD	79%	KAS	439%	CFX	134%
APT	8%	INJ	21%	INJ	56%	INJ	331%	OKB	117%
CETH	7%	SOL	18%	XDC	41%	STX	247%	RPL	31%
WBT	-1%	RPL	-7%	OKB	-13%	BSV	-16%	CRO	-84%
KAS	-2%	FXS	-7%	MKR	-14%	TWT	-20%	NEAR	-87%
INJ	-3%	LDO	-7%	AGIX	-17%	HT	-26%	OSMO	-87%
STX	-6%	KLAY	-11%	SNX	-17%	LUNC	-28%	LUNC	-100%

Category Performance

Category	7d	30d	90d	180d	365d	Ecosystem	7d	30d	90d	180d	365d
DEX	3%	14%	44%	21%	-63%	BSC	3%	15%	46%	27%	-51%
Currency	2%	11%	17%	19%	-44%	Polygon	2%	5%	36%	29%	-52%
CEXs	13%	8%	18%	0%	-32%	Solana	6%	2%	40%	-8%	-75%
Smart Contract	5%	7%	26%	14%	-61%	Cosmos	5%	1%	35%	54%	-56%
Gaming/Entertai	3%	3%	14%	-5%	-72%	Polkadot	1%	0%	24%	8%	-61%
Other DeFi	2%	2%	52%	47%	-39%	Avalanche	2%	0%	21%	7%	-60%
Privacy	3%	0%	2%	-3%	-63%	Gnosis Chain	2%	-1%	40%	22%	-62%
IoT/Data/Comp.	3%	0%	18%	-1%	-66%	Tron	-1%	-2%	14%	0%	-39%
Meme	0%	-1%	82%	113%	-37%						
Scaling	5%	-1%	45%	61%	-60%						
Lending	4%	-4%	1%	-28%	-74%						

DeFi

Total Value Locked, LTM, \$b	Top TVL By Protocol, \$b	DefiPulse Index, LTM

Trading Volume

Aggregate Volumes by Product, \$b					Top Derivatives Exchanges, \$m and bps					Top Spot Exchanges, \$m		
Product	1d	7d	30d	O/I	Exchange	1d Vol	O/I	Mkr	Tkr	Exchange	Score	1d Vol
Spot	24	141	993	n/a	Binance	53,130	37,946	2.0	4.0	Binance	9.9	11,626
Perpetuals	68	301	2,310	19	OKX	18,754	3,649	2.0	5.0	Coinbase	8.3	1,451
Futures	0	1	11	0	Bybit	12,415	5,323	1.0	6.0	Kraken	7.8	626
Options*	1	7	38	n/a	KuCoin	2,453	2,008	2.0	6.0	KuCoin	7.3	753

20 Day Volume - Top 100 Tokens, \$b		Top Volume, 1d, \$m		Top Volume, %20d Avg		Low Volume, %20d Avg	
		USDT	32,861	XRD	341%	WBT	21%
		BTC	18,101	ETC	264%	ZIL	55%
		ETH	13,748	NEAR	256%	TWT	55%
		USDC	4,778	SOL	246%	LEO	55%
		BUSD	4,059	APE	230%	OKB	58%

Traditional Finance

Global Equity Markets*							SPX vs. BTC, LTM	
	US	US Grwth	UK	Germany	Japan	HK		
1D	0%	-1%	1%	1%	0%	-1%		
7D	0%	-2%	1%	1%	0%	-1%		
90D	2%	11%	3%	4%	2%	-6%		
365D	-8%	-10%	-2%	5%	-1%	-6%		

10-Year Treasury Yields							Commodities & FX					
	US	Brazil	UK	Germany	Japan	HK	Last	WTI	Gas	Gold	USD/EUR	USD/JPY
Last	3.37%	12.47%	3.55%	2.34%	0.46%	2.91%	Last	82.9	2.02	2,058	0.90	132.2
1d Chg	-0.05	-0.11	-0.02	-0.02	-0.02	-0.06	1d % Chg	-0.5%	-3.5%	1.7%	-0.7%	-0.7%

Correlations

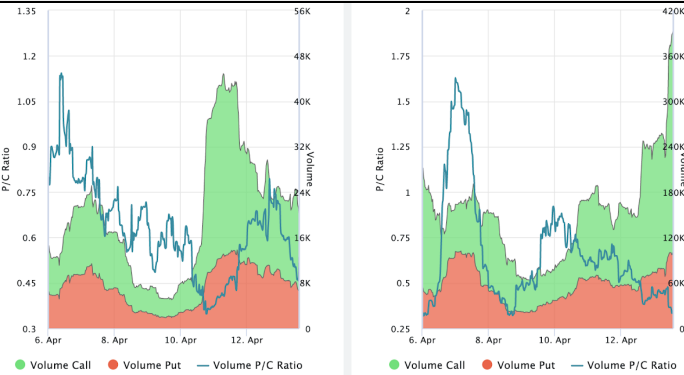
Intra-Crypto Correlations, LTM							Rolling 3M Correlations, LTM	
	BTC	ETH	BNB	XRP	ADA	DOGE		
BTC								
ETH	0.89							
BNB	0.81	0.82						
XRP	0.69	0.72	0.68					
ADA	0.79	0.80	0.78	0.74				
DOGE	0.64	0.67	0.63	0.56	0.66			

Crypto News

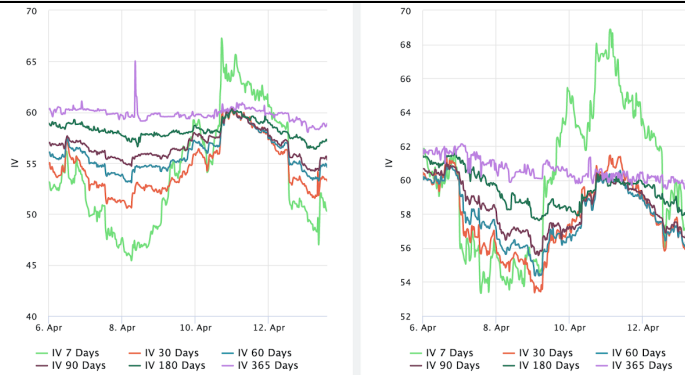
- [Bitcoin miner Riot Platforms responds to NYT with cheeky video saying facility doesn't literally produce CO2 - The Block](#)
- [FTT token price pops as FTX floats possible plan to reopen exchange - The Block](#)
- [Paxos set to end support for Canadian customers next month - The Block](#)
- [Aptos giving \\$20 million to artists willing to create on its blockchain - The Block](#)
- [FTX's former sales chief says bankrupt crypto exchange should relaunch - The Block](#)
- [Hacker mints 1 quadrillion yUSD after exploiting old Yearn.finance contract - Cointelegraph](#)
- [Ethereum Shapella upgrade: Community celebrates as update goes live on mainnet - Cointelegraph](#)
- [Twitter to launch crypto and stock trading in partnership with eToro: Reports - Cointelegraph](#)

Crypto Options

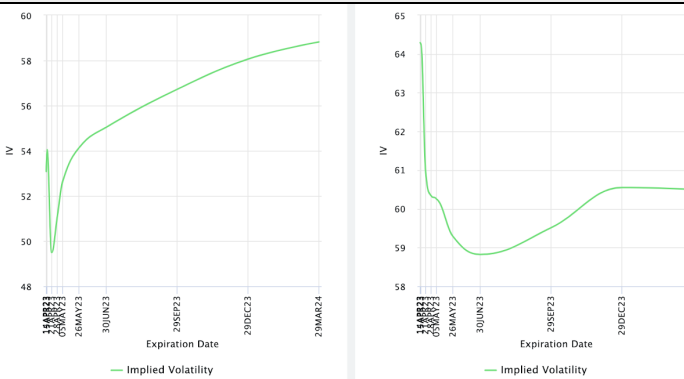
Options Volume & Put/Call Ratio (BTC LHS ; ETH RHS), 1d



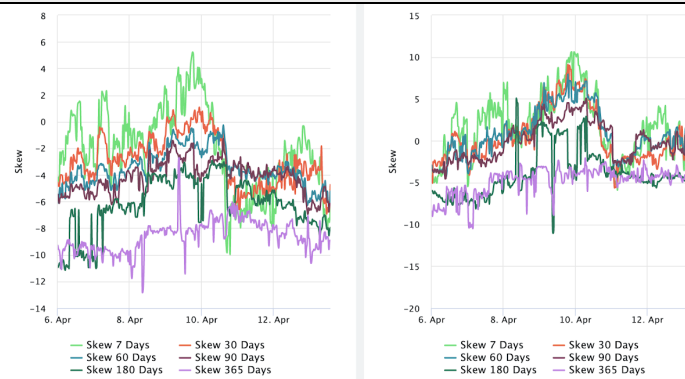
ATM Implied Volatility (BTC LHS ; ETH RHS)



ATM Implied Vol Term Structure (BTC LHS ; ETH RHS)

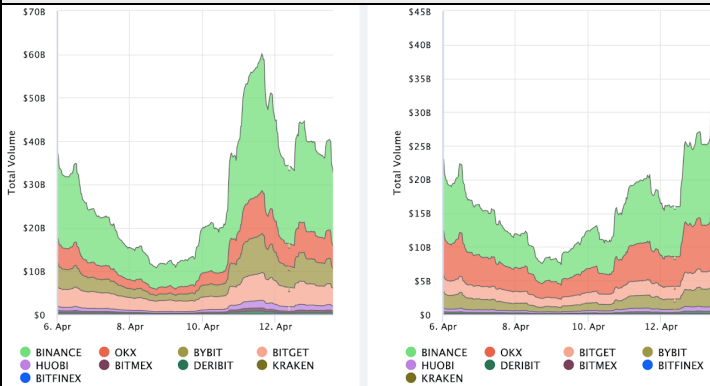


25 Delta Skew (BTC LHS ; ETH RHS)

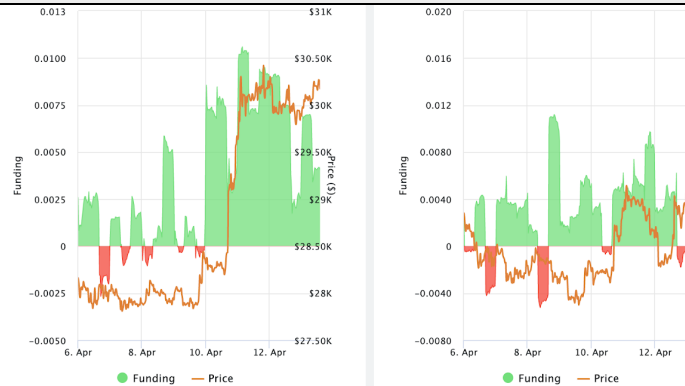


Crypto Futures

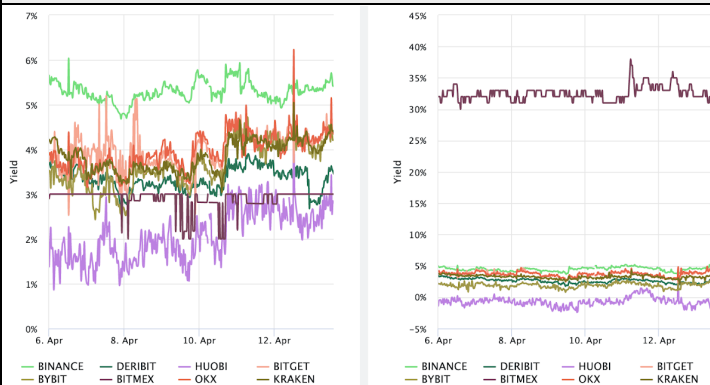
Futures Volume (BTC LHS ; ETH RHS), 1d



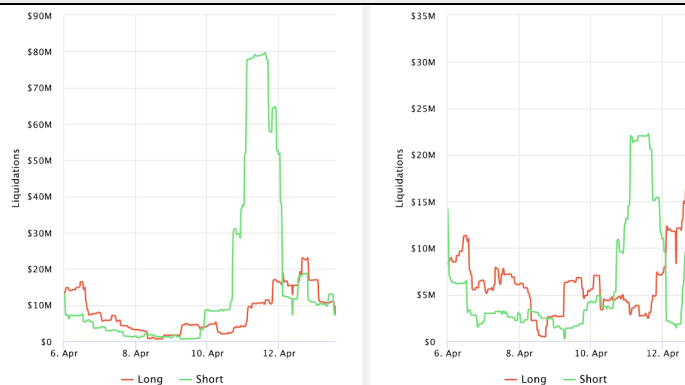
Volume Weighted Funding Rate (BTC LHS ; ETH RHS), 1d



Annualized Basis (BTC LHS ; ETH RHS), 3m



Liquidations (BTC LHS ; ETH RHS), 1d



About GSR

GSR is a global leader in digital asset trading, market making, OTC derivatives, and investments. We operate in a culture of excellence and leverage our first-rate reputation, deep relationships and proprietary trading technology to move swiftly and capitalize on market opportunities.

GSR's experienced team brings together decades of institutional trading expertise, while our industry-leading proprietary technology stack anchors everything we do.

Our main service areas are: market making; proprietary and algorithmic trading; client execution; structured products; risk management solutions; and portfolio investments.

For more information or if we can help with anything, please see gsr.io or contact us at gsr@gsr.io.

Follow GSR for more content: [Twitter](#) [Telegram](#) [LinkedIn](#)

Authors

Matt Kunke, Research Analyst [Twitter](#) [Telegram](#) [LinkedIn](#)
Brian Rudick, Senior Strategist [Twitter](#) [Telegram](#) [LinkedIn](#)

Required Disclosures

This material is provided by GSR (the "Firm") solely for informational purposes, is intended only for sophisticated, institutional investors and does not constitute an offer or commitment, a solicitation of an offer or commitment, or any advice or recommendation, to enter into or conclude any transaction (whether on the terms shown or otherwise), or to provide investment services in any state or country where such an offer or solicitation or provision would be illegal. The Firm is not and does not act as an advisor or fiduciary in providing this material.

This material is not a research report, and not subject to any of the independence and disclosure standards applicable to research reports prepared pursuant to FINRA or CFTC research rules. This material is not independent of the Firm's proprietary interests, which may conflict with the interests of any counterparty of the Firm. The Firm trades instruments discussed in this material for its own account, may trade contrary to the views expressed in this material, and may have positions in other related instruments.

Information contained herein is based on sources considered to be reliable, but is not guaranteed to be accurate or complete. Any opinions or estimates expressed herein reflect a judgment made by the author(s) as of the date of publication, and are subject to change without notice. Trading and investing in digital assets involves significant risks including price volatility and illiquidity and may not be suitable for all investors. The Firm is not liable whatsoever for any direct or consequential loss arising from the use of this material. Copyright of this material belongs to GSR. Neither this material nor any copy thereof may be taken, reproduced or redistributed, directly or indirectly, without prior written permission of GSR.

Sources

*All options data is based on Deribit and Options-based graphs are from Laevidas based on Deribit data. Market returns are based on price returns for the following ETFs: VOO, QQQ, EWU, EWG, EWJ, and EWH.

CoinGecko	Santiment	DefiLlama	CoinMarketCap	Laevidas
Investing.com	Google Finance	TradingView	Deribit	WoldCoinIndex.com