

## Crypto Leaderboard

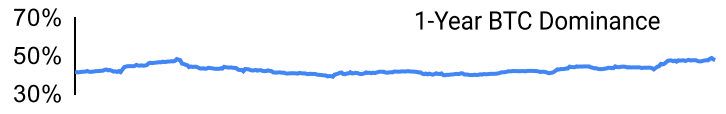
Rank	Name	Ticker	Price	24h	7d	30d	24h Vol \$m	MC \$m	1-Year Chart
1	Bitcoin	BTC	\$30,725	2%	10%	26%	19,344	594,412	
2	Ethereum	ETH	\$2,108	5%	13%	27%	15,840	253,277	
3	Tether	USDT	\$1.00	0%	0%	0%	34,334	80,943	
4	BNB	BNB	\$333	3%	7%	8%	984	52,511	
5	USD Coin	USDC	\$1.00	0%	0%	0%	5,098	31,871	
6	XRP	XRP	\$0.53	4%	5%	47%	1,537	27,377	
7	Cardano	ADA	\$0.44	5%	13%	34%	683	15,245	
8	Lido stETH	STETH	\$2,105	6%	13%	28%	61	12,532	
9	Dogecoin	DOGE	\$0.09	3%	5%	28%	1,113	12,442	
10	Polygon	MATIC	\$1.17	3%	5%	5%	568	10,744	

## Top & Bottom Performers - Top 100 Tokens

24h		7 Days		30 Days		90 Days		365 Days	
RPL	16%	XRD	65%	KAS	171%	CFX	1264%	AGIX	183%
ARB	16%	INJ	35%	XRD	109%	KAS	475%	OKB	139%
INJ	14%	RNDR	33%	INJ	89%	INJ	373%	CFX	133%
OKB	11%	ARB	27%	XRP	47%	STX	234%	RPL	54%
EOS	-1%	MIOTA	0%	CAKE	-2%	BSV	-19%	FLOW	-82%
XMR	-1%	QNT	0%	HT	-2%	TWT	-22%	CRO	-83%
QNT	-3%	WBT	-1%	BTT	-6%	HT	-27%	NEAR	-86%
CFX	-5%	LDO	-1%	AGIX	-9%	LUNC	-27%	LUNC	-100%

## Category Performance

Category	7d	30d	90d	180d	365d	Ecosystem	7d	30d	90d	180d	365d
DEX	7%	26%	33%	21%	-61%	BSC	10%	30%	50%	32%	-46%
Currency	4%	20%	15%	20%	-41%	Polygon	7%	17%	34%	31%	-49%
Other DeFi	9%	19%	55%	53%	-31%	Cosmos	11%	13%	38%	60%	-51%
Smart Contract	8%	18%	19%	14%	-59%	Solana	10%	13%	21%	-8%	-74%
Gaming/Entertai	5%	16%	9%	-4%	-70%	Avalanche	6%	11%	16%	7%	-57%
CEXs	14%	12%	11%	4%	-29%	Polkadot	6%	10%	22%	11%	-58%
IoT/Data/Comp.	6%	12%	13%	1%	-64%	Gnosis Chain	7%	10%	39%	22%	-59%
Meme	5%	12%	85%	124%	-33%	Tron	1%	3%	12%	6%	-37%
Privacy	6%	11%	1%	-3%	-61%						
Scaling	8%	10%	40%	62%	-57%						
Lending	6%	5%	-6%	-28%	-72%						



## DeFi

Total Value Locked, LTM, \$b	Top TVL By Protocol, \$b	DefiPulse Index, LTM

## Trading Volume

Aggregate Volumes by Product, \$b					Top Derivatives Exchanges, \$m and bps					Top Spot Exchanges, \$m		
Product	1d	7d	30d	O/I	Exchange	1d Vol	O/I	Mkr	Tkr	Exchange	Score	1d Vol
Spot	29	142	964	n/a	Binance	60,760	39,333	2.0	4.0	Binance	9.9	14,034
Perpetuals	80	305	2,290	19	Bybit	14,192	5,424	1.0	6.0	Coinbase	8.3	1,869
Futures	0	1	11	1	OKX	18,063	3,638	2.0	5.0	Kraken	7.8	754
Options*	1	8	38	n/a	KuCoin	2,850	2,017	2.0	6.0	KuCoin	7.3	919

20 Day Volume - Top 100 Tokens, \$b		Top Volume, 1d, \$m		Top Volume, %20d Avg		Low Volume, %20d Avg	
		USDT	38,044	QNT	652%	WBT	33%
		BTC	21,093	LRC	493%	KAS	69%
		ETH	14,343	STETH	290%	RUNE	70%
		USDC	5,500	XRD	267%	ZIL	70%
		BUSD	3,846	APT	256%	TWT	71%

## Traditional Finance

Global Equity Markets*							SPX vs. BTC, LTM	
	US	US Grwth	UK	Germany	Japan	HK		
1D	1%	2%	1%	1%	1%	1%		
7D	1%	0%	2%	2%	2%	0%		
90D	4%	13%	3%	5%	3%	-4%		
365D	-6%	-6%	-1%	7%	1%	-5%		

10-Year Treasury Yields							Commodities & FX					
	US	Brazil	UK	Germany	Japan	HK	Last	WTI	Gas	Gold	USD/EUR	USD/JPY
Last	3.50%	12.28%	3.64%	2.40%	0.46%	2.93%	83.0	1.99	2,038	0.91	133.2	
1d Chg	0.05	-0.08	0.07	0.03	-0.02	-0.06	1.0%	-0.7%	-0.8%	0.2%	0.5%	

## Correlations

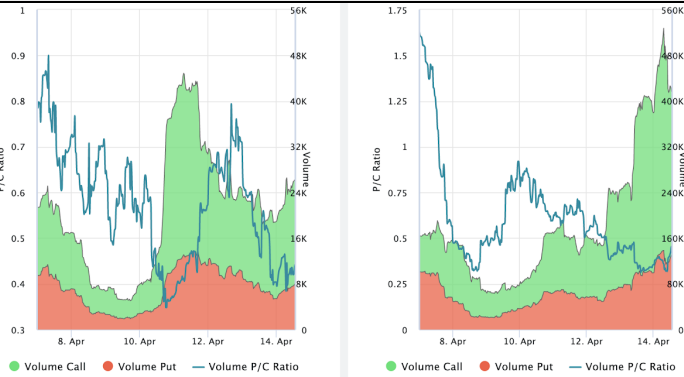
Intra-Crypto Correlations, LTM							Rolling 3M Correlations, LTM	
	BTC	ETH	BNB	XRP	ADA	DOGE		
BTC								
ETH	0.89							
BNB	0.81	0.82						
XRP	0.69	0.72	0.68					
ADA	0.79	0.80	0.78	0.75				
DOGE	0.64	0.67	0.63	0.56	0.66			

## Crypto News

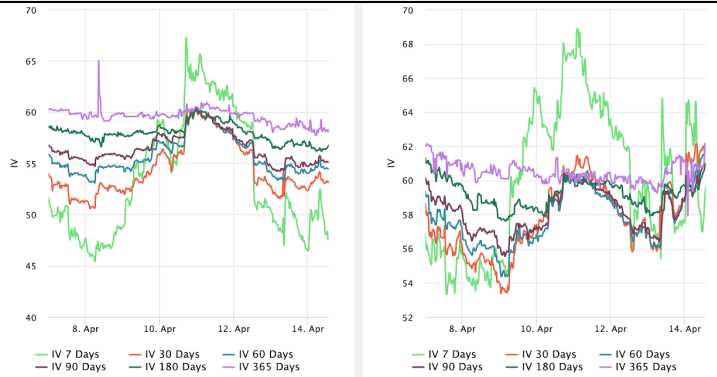
- [Arbitrum proposal to return \\$1 billion in governance tokens slated to fail \(and it's not even close\) - The Block](#)
- [Bored Ape whale claims \\$4 million lost in rug pull scam shortly after selling nearly \\$3 million of the popular NFTs - The Block](#)
- [Exploit involving early version of Yearn Finance saw damages of \\$11.6 million: PeckShield - The Block](#)
- [Crypto exchange Bitrue suffers \\$23M hack due to hot wallet exploit - Cointelegraph](#)
- [Ripple launches liquidity hub for businesses to bridge the crypto liquidity gap - Cointelegraph](#)
- [HashKey launches wealth management service, citing 'significant' demand - Cointelegraph](#)
- [Uniswap proposal to launch on Polygon zkEVM is set to pass - Cointelegraph](#)
- [Ethereum researcher says staking reveals IP address, sparking privacy concerns - Cointelegraph](#)

## Crypto Options

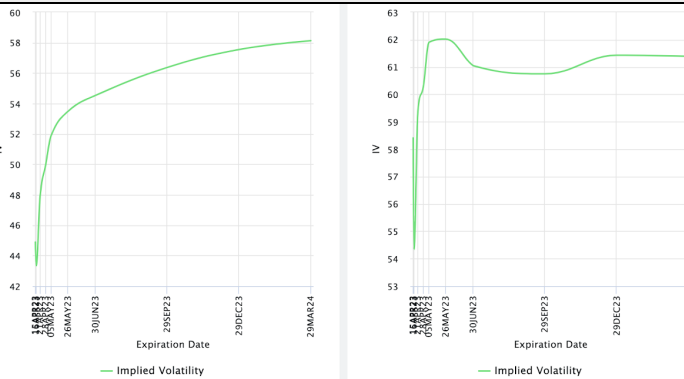
### Options Volume & Put/Call Ratio (BTC LHS ; ETH RHS), 1d



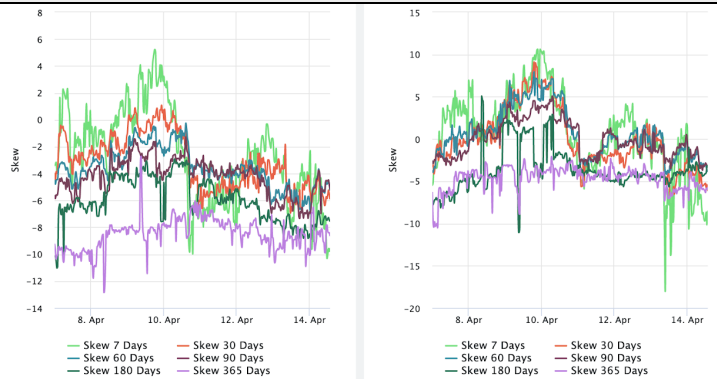
### ATM Implied Volatility (BTC LHS ; ETH RHS)



### ATM Implied Vol Term Structure (BTC LHS ; ETH RHS)

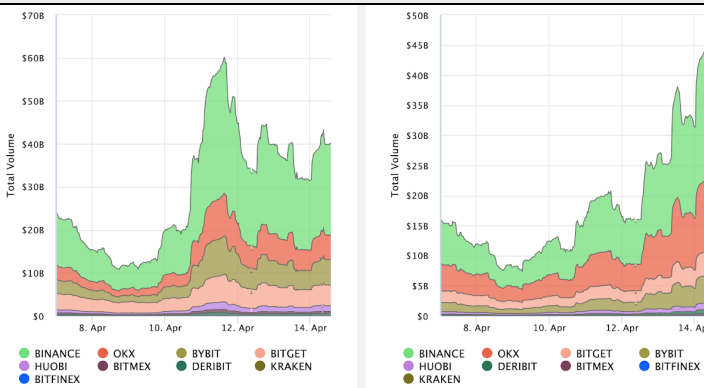


### 25 Delta Skew (BTC LHS ; ETH RHS)

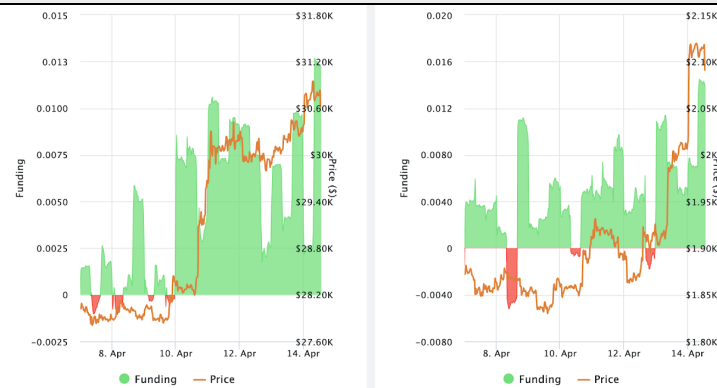


## Crypto Futures

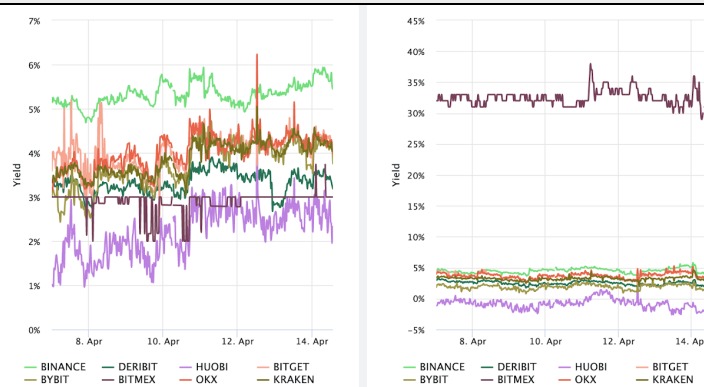
### Futures Volume (BTC LHS ; ETH RHS), 1d



### Volume Weighted Funding Rate (BTC LHS ; ETH RHS), 1d



### Annualized Basis (BTC LHS ; ETH RHS), 3m



### Liquidations (BTC LHS ; ETH RHS), 1d



### About GSR

GSR is a global leader in digital asset trading, market making, OTC derivatives, and investments. We operate in a culture of excellence and leverage our first-rate reputation, deep relationships and proprietary trading technology to move swiftly and capitalize on market opportunities.

GSR's experienced team brings together decades of institutional trading expertise, while our industry-leading proprietary technology stack anchors everything we do.

Our main service areas are: market making; proprietary and algorithmic trading; client execution; structured products; risk management solutions; and portfolio investments.

For more information or if we can help with anything, please see [gsr.io](https://gsr.io) or contact us at [gsr@gsr.io](mailto:gsr@gsr.io).

Follow GSR for more content: [Twitter](#) [Telegram](#) [LinkedIn](#)

### Authors

Matt Kunke, Research Analyst [Twitter](#) [Telegram](#) [LinkedIn](#)  
Brian Rudick, Senior Strategist [Twitter](#) [Telegram](#) [LinkedIn](#)

### Required Disclosures

*This material is provided by GSR (the "Firm") solely for informational purposes, is intended only for sophisticated, institutional investors and does not constitute an offer or commitment, a solicitation of an offer or commitment, or any advice or recommendation, to enter into or conclude any transaction (whether on the terms shown or otherwise), or to provide investment services in any state or country where such an offer or solicitation or provision would be illegal. The Firm is not and does not act as an advisor or fiduciary in providing this material.*

*This material is not a research report, and not subject to any of the independence and disclosure standards applicable to research reports prepared pursuant to FINRA or CFTC research rules. This material is not independent of the Firm's proprietary interests, which may conflict with the interests of any counterparty of the Firm. The Firm trades instruments discussed in this material for its own account, may trade contrary to the views expressed in this material, and may have positions in other related instruments.*

*Information contained herein is based on sources considered to be reliable, but is not guaranteed to be accurate or complete. Any opinions or estimates expressed herein reflect a judgment made by the author(s) as of the date of publication, and are subject to change without notice. Trading and investing in digital assets involves significant risks including price volatility and illiquidity and may not be suitable for all investors. The Firm is not liable whatsoever for any direct or consequential loss arising from the use of this material. Copyright of this material belongs to GSR. Neither this material nor any copy thereof may be taken, reproduced or redistributed, directly or indirectly, without prior written permission of GSR.*

### Sources

\*All options data is based on Deribit and Options-based graphs are from Laevidas based on Deribit data. Market returns are based on price returns for the following ETFs: VOO, QQQ, EWU, EWG, EWJ, and EWH.

CoinGecko	Santiment	DefiLlama	CoinMarketCap	Laevidas
Investing.com	Google Finance	TradingView	Deribit	WoldCoinIndex.com