

## Crypto Leaderboard

Rank	Name	Ticker	Price	24h	7d	30d	24h Vol \$m	MC \$m	1-Year Chart
1	Bitcoin	BTC	\$29,224	-4%	-3%	5%	22,611	565,717	
2	Ethereum	ETH	\$1,978	-6%	5%	14%	13,678	236,180	
3	Tether	USDT	\$1.00	0%	0%	0%	37,457	81,135	
4	BNB	BNB	\$326	-5%	1%	-2%	422	51,544	
5	USD Coin	USDC	\$1.00	0%	0%	0%	5,031	31,370	
6	XRP	XRP	\$0.50	-5%	-4%	33%	2,026	25,734	
7	Cardano	ADA	\$0.42	-6%	5%	26%	502	14,712	
8	Dogecoin	DOGE	\$0.09	-6%	5%	24%	1,137	12,285	
9	Lido stETH	STETH	\$1,976	-6%	5%	13%	25	11,982	
10	Polygon	MATIC	\$1.11	-5%	0%	1%	493	10,273	

## Top & Bottom Performers - Top 100 Tokens

24h		7 Days		30 Days		90 Days		365 Days	
ZIL	2%	XRD	115%	XRD	167%	CFX	1143%	OKB	161%
FRAX	0%	INJ	33%	INJ	124%	INJ	479%	AGIX	151%
USDC	0%	CSPR	31%	CSPR	52%	RNDR	250%	INJ	70%
USDT	0%	BABYDOGE	31%	RNDR	49%	STX	200%	CFX	70%
GRT	-10%	QNT	-10%	IMX	-16%	BSV	-19%	CRO	-83%
FXS	-11%	BGB	-11%	EGLD	-17%	FLR	-19%	FLOW	-84%
CFX	-12%	STX	-19%	CFX	-18%	HT	-24%	NEAR	-87%
ARB	-12%	CFX	-19%	STX	-33%	LUNC	-32%	LUNC	-100%

## Category Performance

Category	7d	30d	90d	180d	365d	Ecosystem	7d	30d	90d	180d	365d
Other DeFi	6%	16%	64%	58%	-32%	BSC	4%	21%	55%	38%	-47%
Meme	8%	9%	83%	136%	-34%	Cosmos	5%	13%	42%	67%	-51%
Currency	-2%	8%	12%	17%	-46%	Polygon	3%	9%	37%	31%	-51%
Smart Contract	1%	7%	21%	14%	-62%	Avalanche	6%	7%	22%	13%	-58%
DEX	1%	7%	33%	20%	-64%	Polkadot	3%	4%	23%	11%	-61%
CEXs	1%	7%	12%	10%	-27%	Gnosis Chain	1%	2%	35%	22%	-62%
Gaming/Entertai	2%	4%	9%	0%	-72%	Solana	3%	0%	24%	-4%	-75%
IoT/Data/Comp.	0%	4%	12%	-1%	-67%	Tron	-1%	-3%	9%	-3%	-40%
Privacy	-1%	2%	-2%	-6%	-65%						
Scaling	6%	1%	47%	61%	-58%						
Lending	-4%	0%	-11%	-32%	-75%						

## DeFi

Total Value Locked, LTM, \$b	Top TVL By Protocol, \$b	DefiPulse Index, LTM

## Trading Volume

Aggregate Volumes by Product, \$b					Top Derivatives Exchanges, \$m and bps					Top Spot Exchanges, \$m		
Product	1d	7d	30d	O/I	Exchange	1d Vol	O/I	Mkr	Tkr	Exchange	Score	1d Vol
Spot	29	161	763	n/a	Binance	59,306	38,900	2.0	4.0	Binance	9.9	14,457
Perpetuals	78	375	1,920	17	Bybit	15,785	5,161	1.0	6.0	Coinbase	8.1	1,777
Futures	0	2	8	1	OKX	18,802	3,208	2.0	5.0	Kraken	7.8	851
Options*	1	7	32	n/a	KuCoin	3,055	1,988	2.0	6.0	KuCoin	7.3	1,046

20 Day Volume - Top 100 Tokens, \$b		Top Volume, 1d, \$m		Top Volume, %20d Avg		Low Volume, %20d Avg	
		USDT	39,121	ZIL	334%	USDP	22%
		BTC	22,725	XRD	318%	WBT	29%
		ETH	11,942	ICP	293%	KLAY	66%
		USDC	5,669	OKB	284%	TON	68%
		BUSD	4,125	THETA	281%	HBAR	76%

## Traditional Finance

Global Equity Markets*							SPX vs. BTC, LTM	
	US	US Grwth	UK	Germany	Japan	HK		
1D	0%	0%	1%	1%	1%	0%		
7D	2%	2%	1%	1%	2%	1%		
90D	7%	16%	3%	6%	3%	-5%		
365D	-7%	-8%	-1%	7%	2%	-5%		

10-Year Treasury Yields							Commodities & FX					
	US	Brazil	UK	Germany	Japan	HK						
Last	3.62%	12.46%	3.87%	2.49%	0.47%	3.08%	Last	WTI	Gas	Gold	USD/EUR	USD/JPY
1d Chg	0.05	-0.02	0.12	0.02	-0.01	-0.07	1d % Chg	-1.6%	-4.8%	-1.2%	0.2%	0.2%

## Correlations

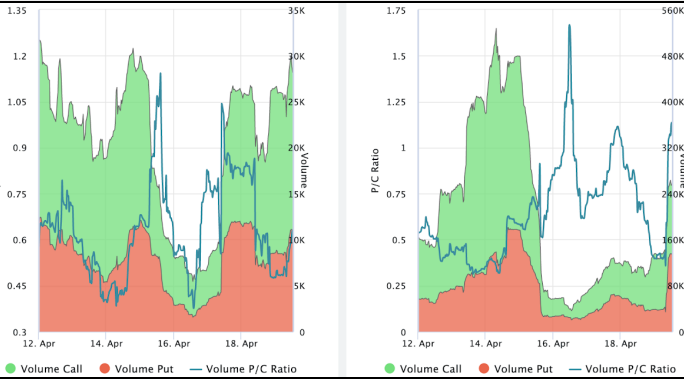
Intra-Crypto Correlations, LTM							Rolling 3M Correlations, LTM	
	BTC	ETH	BNB	XRP	ADA	DOGE		
BTC								
ETH	0.89							
BNB	0.81	0.82						
XRP	0.69	0.72	0.69					
ADA	0.79	0.80	0.77	0.75				
DOGE	0.64	0.67	0.63	0.57	0.66			

## Crypto News

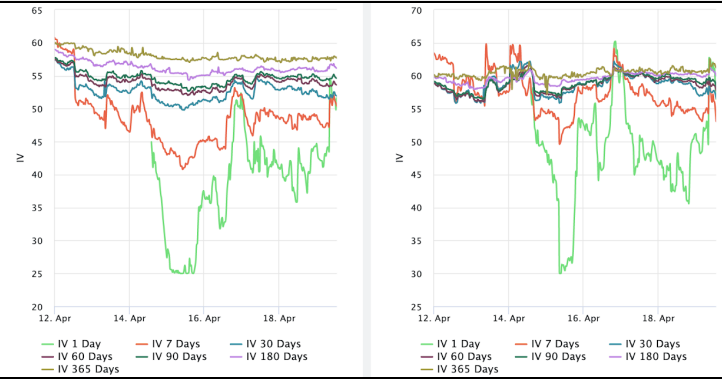
- [A16z Crypto teases Twitter with mysterious orange ball - The Block](#)
- [Pokemon cards stolen off the production line highlight how NFTs 'remove the need for trust' - The Block](#)
- [Lido deposits surpass \\$12 billion as Ethereum's Shapella boosts liquid staking - The Block](#)
- [BNY Mellon expands digital asset team with former Zodia Custody CEO, talent from BlockFi - The Block](#)
- [Gary Gensler's four-year-old Algorand remarks draw crypto Twitter's ire after SEC suit - The Block](#)
- [Tribe Capital considers reviving bankrupt crypto exchange FTX: Report - Cointelegraph](#)
- [SafeMoon hacker agrees to return 80% of stolen funds, says development team - Cointelegraph](#)
- [Kraken receives virtual asset service provider authorization in Ireland ahead of MiCA vote - Cointelegraph](#)

## Crypto Options

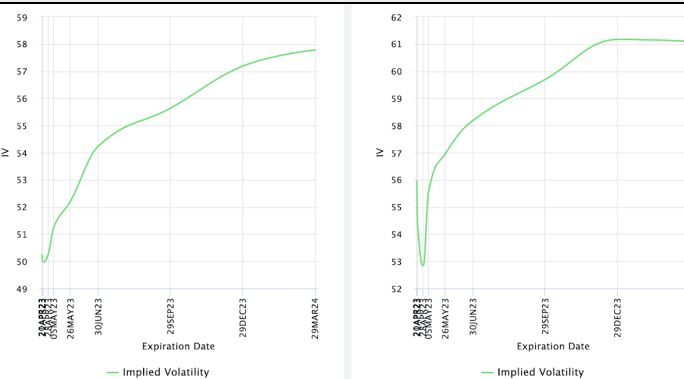
### Options Volume & Put/Call Ratio (BTC LHS ; ETH RHS), 1d



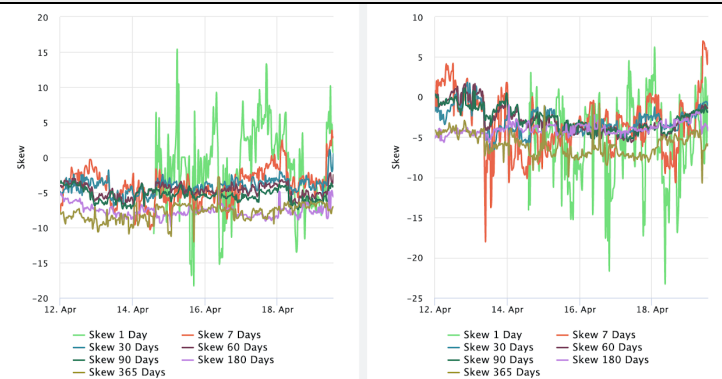
### ATM Implied Volatility (BTC LHS ; ETH RHS)



### ATM Implied Vol Term Structure (BTC LHS ; ETH RHS)

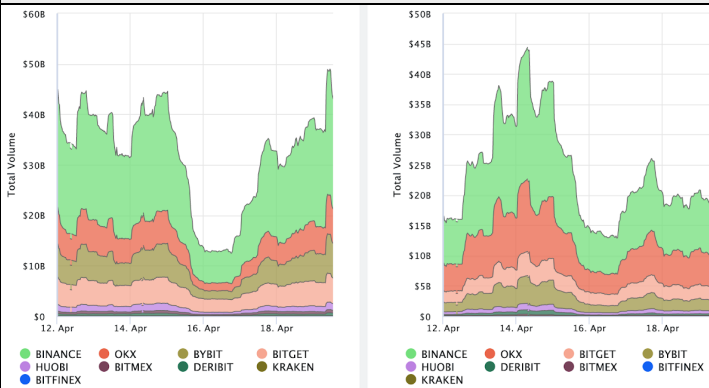


### 25 Delta Skew (BTC LHS ; ETH RHS)

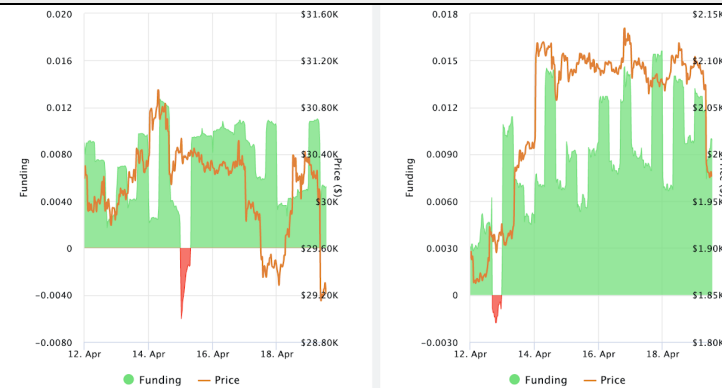


## Crypto Futures

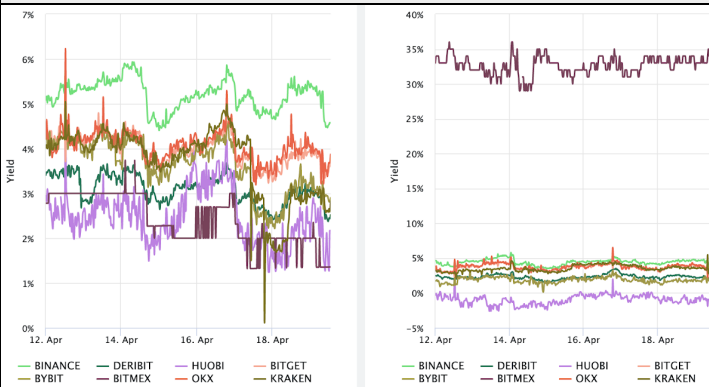
### Futures Volume (BTC LHS ; ETH RHS), 1d



### Volume Weighted Funding Rate (BTC LHS ; ETH RHS), 1d



### Annualized Basis (BTC LHS ; ETH RHS), 3m



### Liquidations (BTC LHS ; ETH RHS), 1d



### About GSR

GSR is a global leader in digital asset trading, market making, OTC derivatives, and investments. We operate in a culture of excellence and leverage our first-rate reputation, deep relationships and proprietary trading technology to move swiftly and capitalize on market opportunities.

GSR's experienced team brings together decades of institutional trading expertise, while our industry-leading proprietary technology stack anchors everything we do.

Our main service areas are: market making; proprietary and algorithmic trading; client execution; structured products; risk management solutions; and portfolio investments.

For more information or if we can help with anything, please see [gsr.io](https://gsr.io) or contact us at [gsr@gsr.io](mailto:gsr@gsr.io).

Follow GSR for more content: [Twitter](#) [Telegram](#) [LinkedIn](#)

### Authors

Matt Kunke, Research Analyst [Twitter](#) [Telegram](#) [LinkedIn](#)  
Brian Rudick, Senior Strategist [Twitter](#) [Telegram](#) [LinkedIn](#)

### Required Disclosures

*This material is provided by GSR (the "Firm") solely for informational purposes, is intended only for sophisticated, institutional investors and does not constitute an offer or commitment, a solicitation of an offer or commitment, or any advice or recommendation, to enter into or conclude any transaction (whether on the terms shown or otherwise), or to provide investment services in any state or country where such an offer or solicitation or provision would be illegal. The Firm is not and does not act as an advisor or fiduciary in providing this material.*

*This material is not a research report, and not subject to any of the independence and disclosure standards applicable to research reports prepared pursuant to FINRA or CFTC research rules. This material is not independent of the Firm's proprietary interests, which may conflict with the interests of any counterparty of the Firm. The Firm trades instruments discussed in this material for its own account, may trade contrary to the views expressed in this material, and may have positions in other related instruments.*

*Information contained herein is based on sources considered to be reliable, but is not guaranteed to be accurate or complete. Any opinions or estimates expressed herein reflect a judgment made by the author(s) as of the date of publication, and are subject to change without notice. Trading and investing in digital assets involves significant risks including price volatility and illiquidity and may not be suitable for all investors. The Firm is not liable whatsoever for any direct or consequential loss arising from the use of this material. Copyright of this material belongs to GSR. Neither this material nor any copy thereof may be taken, reproduced or redistributed, directly or indirectly, without prior written permission of GSR.*

### Sources

\*All options data is based on Deribit and Options-based graphs are from Laevidas based on Deribit data. Market returns are based on price returns for the following ETFs: VOO, QQQ, EWU, EWG, EWJ, and EWH.

CoinGecko	Santiment	DefiLlama	CoinMarketCap	Laevidas
Investing.com	Google Finance	TradingView	Deribit	WoldCoinIndex.com