











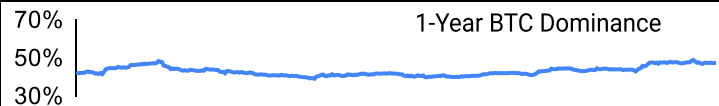
Crypto Leaderboard

Rank	Name	Ticker	Price	24h	7d	30d	24h Vol \$m	MC \$m	1-Year Chart
1	Bitcoin	BTC	\$27,300	-1%	-7%	-3%	14,015	528,422	
2	Ethereum	ETH	\$1,816	-3%	-13%	2%	8,816	218,685	
3	Tether	USDT	\$1.00	0%	0%	0%	20,940	81,589	
4	BNB	BNB	\$329	-1%	-3%	0%	706	52,023	
5	USD Coin	USDC	\$1.00	0%	0%	0%	4,218	30,709	
6	XRP	XRP	\$0.46	-2%	-11%	2%	1,148	23,574	
7	Cardano	ADA	\$0.38	-4%	-13%	6%	274	13,301	
8	Lido stETH	STETH	\$1,811	-3%	-13%	2%	52	11,145	
9	Dogecoin	DOGE	\$0.08	-2%	-14%	5%	379	10,907	
10	Polygon	MATIC	\$0.96	-5%	-17%	-13%	323	8,859	


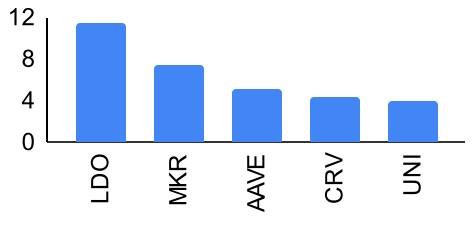
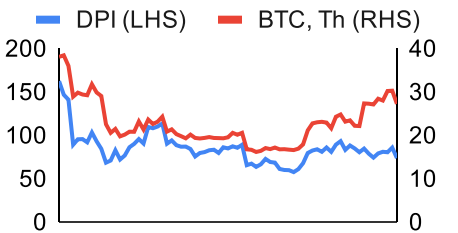
Top & Bottom Performers - Top 100 Tokens

24h		7 Days		30 Days		90 Days		365 Days	
INJ	7%	LEO	3%	XRD	99%	CFX	789%	OKB	128%
KAS	4%	BTT	1%	INJ	77%	KAS	326%	CFX	76%
CHZ	3%	USDD	0%	KAS	46%	INJ	220%	INJ	59%
OKB	2%	EDGT	0%	RNDR	46%	STX	152%	RPL	36%
FTM	-6%	MANA	-22%	CFX	-20%	AXS	-35%	CRO	-84%
ZIL	-7%	FTM	-22%	MINA	-20%	APE	-36%	FLOW	-84%
XRD	-10%	GRT	-23%	STX	-30%	LUNC	-38%	NEAR	-87%
CAKE	-13%	CAKE	-27%	CAKE	-30%	APT	-46%	LUNC	-100%

Category Performance

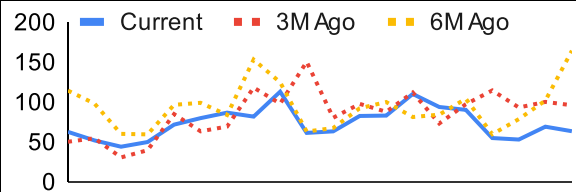
Category	7d	30d	90d	180d	365d	Ecosystem	7d	30d	90d	180d	365d
Other DeFi	-14%	5%	15%	27%	-38%	BSC	-17%	8%	14%	15%	-50%
CEXs	-10%	2%	-1%	-1%	-31%	Cosmos	-16%	0%	5%	36%	-54%
Meme	-14%	1%	61%	99%	-35%	Avalanche	-16%	0%	-2%	-3%	-60%
IoT/Data/Comp.	-14%	-3%	-9%	-12%	-68%	Polygon	-17%	-1%	4%	9%	-54%
Lending	-10%	-4%	-18%	-35%	-74%	Tron	-7%	-4%	1%	-7%	-40%
Gaming/Entertai	-18%	-5%	-18%	-15%	-74%	Gnosis Chain	-17%	-7%	4%	4%	-65%
Smart Contract	-17%	-5%	-5%	-5%	-63%	Solana	-17%	-8%	-8%	-19%	-77%
Currency	-12%	-5%	-2%	5%	-46%	Polkadot	-17%	-8%	-5%	-4%	-63%
DEX	-20%	-8%	0%	-8%	-68%						
Privacy	-14%	-10%	-18%	-16%	-66%						
Scaling	-21%	-13%	0%	17%	-61%						

DeFi

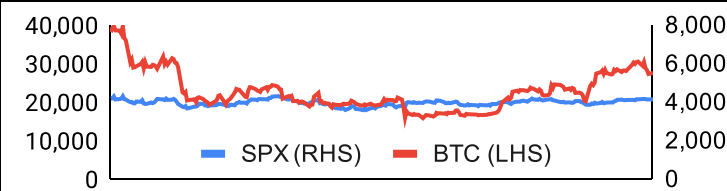
Total Value Locked, LTM, \$b	Top TVL By Protocol, \$b	DefiPulse Index, LTM
		

Trading Volume

Aggregate Volumes by Product, \$b					Top Derivatives Exchanges, \$m and bps					Top Spot Exchanges, \$m		
Product	1d	7d	30d	O/I	Exchange	1d Vol	O/I	Mkr	Tkr	Exchange	Score	1d Vol
Spot	16	152	630	n/a	Binance	37,869	36,721	2.0	4.0	Binance	9.9	7,632
Perpetuals	48	366	1,650	16	Bybit	8,509	4,620	1.0	6.0	Coinbase	8.1	814
Futures	0	2	7	0	OKX	11,741	2,840	2.0	5.0	Kraken	7.9	465
Options*	0	6	27	n/a	KuCoin	1,954	1,825	2.0	6.0	KuCoin	7.0	512

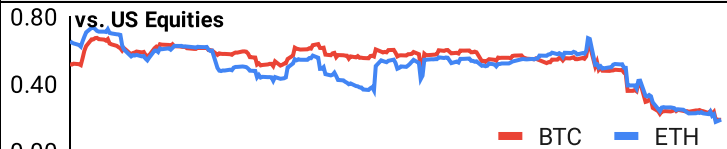
Rolling 20 Day Volume - Top 100 Tokens, \$b				Top Volume, 1d, \$m		Top Volume, %20d Avg		Low Volume, %20d Avg	
				USDT	23,369	CAKE	1842%	USDP	121%
				BTC	15,392	STETH	389%	FLR	7300%
				ETH	8,117	GT	36%	DOGE	42493%
				USDC	4,536	MATIC	19581%	WBT	618%
				BUSD	2,305	FLOW	2034%	MKR	2596%

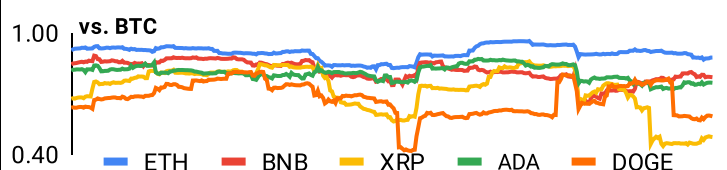
Traditional Finance

Global Equity Markets*							SPX vs. BTC, LTM	
	US	US Grwth	UK	Germany	Japan	HK		
1D	0%	0%	0%	0%	0%	-1%		
7D	0%	-1%	0%	1%	0%	-3%		
90D	3%	10%	4%	5%	0%	-9%		
365D	-4%	-4%	4%	9%	3%	-4%		

10-Year Treasury Yields							Commodities & FX					
	US	Brazil	UK	Germany	Japan	HK		WTI	Gas	Gold	USD/EUR	USD/JPY
Last	3.41%	12.58%	3.72%	2.39%	0.47%	3.00%	Last	77.0	2.40	1,996	0.91	134.0
1d Chg	-0.11	-0.12	-0.07	-0.10	-0.01	-0.06	1d % Chg	-2.2%	-2.7%	-0.2%	0.5%	-0.2%

Correlations

Intra-Crypto Correlations, LTM							Rolling 3M Correlations, LTM	
	BTC	ETH	BNB	XRP	ADA	DOGE		
BTC								
ETH	0.89							
BNB	0.81	0.81						
XRP	0.70	0.72	0.69					
ADA	0.79	0.80	0.77	0.75				
DOGE	0.65	0.68	0.64	0.58	0.67			

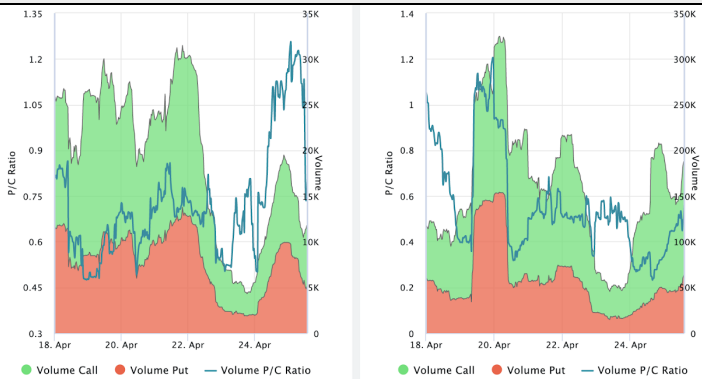
Rolling 3M Correlations, LTM		vs. BTC				
		ETH	BNB	XRP	ADA	DOGE
						

Crypto News

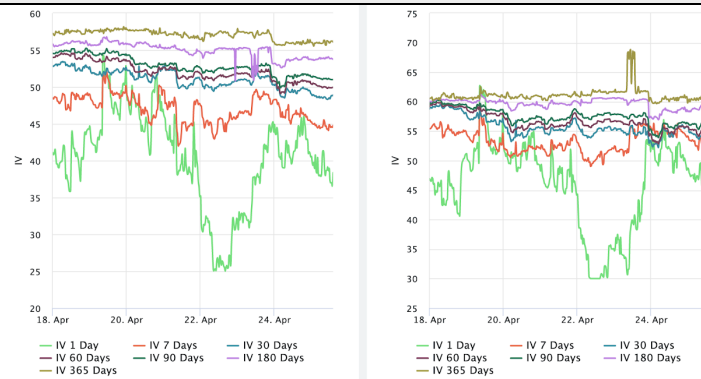
[Binance launches liquid staking token, joins growing market after Ethereum's latest upgrade - The Block](#)
[Do Kwon seeks SEC charges dismissal as S.Korea rules LUNA as non-security - Cointelegraph](#)
[OpenSea 'insider trading' trial kicked off in New York district court - Cointelegraph](#)
[Stablecoin payments: Visa shares plans for 'ambitious' crypto product - Cointelegraph](#)
[Decentralized exchange GMX votes to use Chainlink low-latency oracles - Cointelegraph](#)
[Third round of ETH withdrawals sees roughly equal amounts of deposits: Data - Cointelegraph](#)
[Judge approves taps on SBF's parents' phones to meet bail conditions - Cointelegraph](#)
[Coinbase files court action to compel SEC's response to rulemaking petition - Cointelegraph](#)

Crypto Options

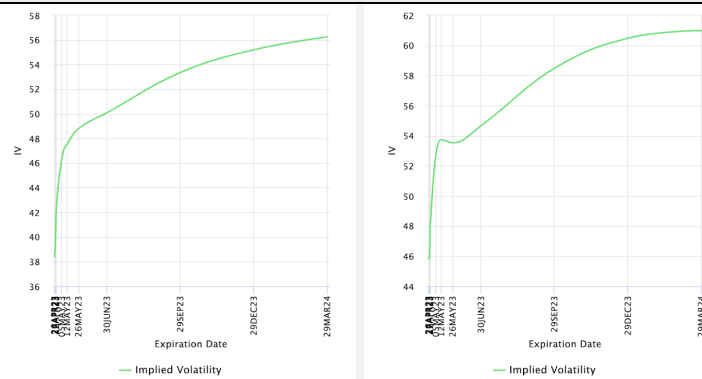
Options Volume & Put/Call Ratio (BTC LHS ; ETH RHS), 1d



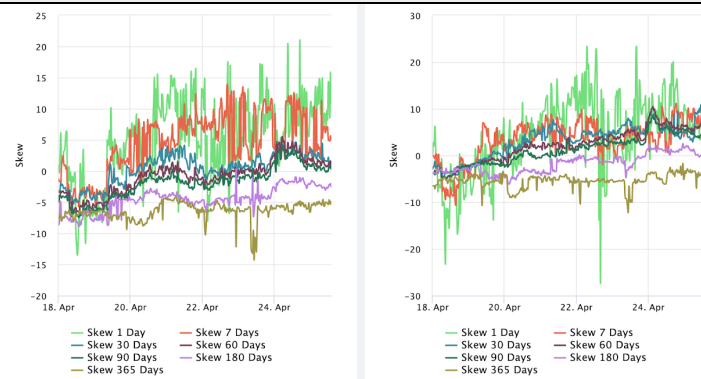
ATM Implied Volatility (BTC LHS ; ETH RHS)



ATM Implied Vol Term Structure (BTC LHS ; ETH RHS)

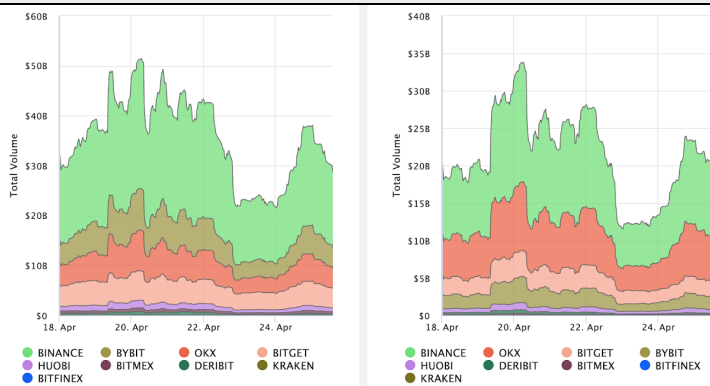


25 Delta Skew (BTC LHS ; ETH RHS)

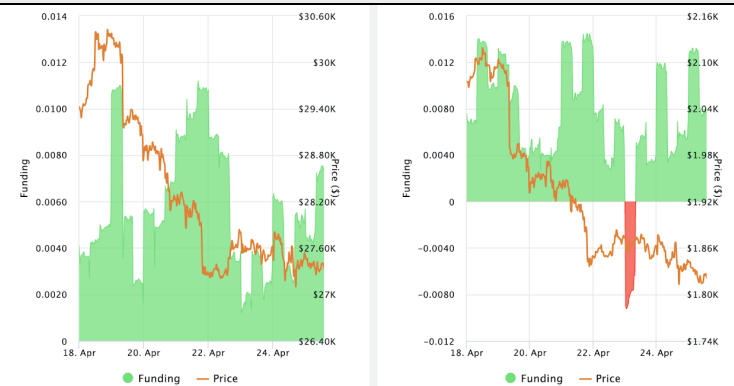


Crypto Futures

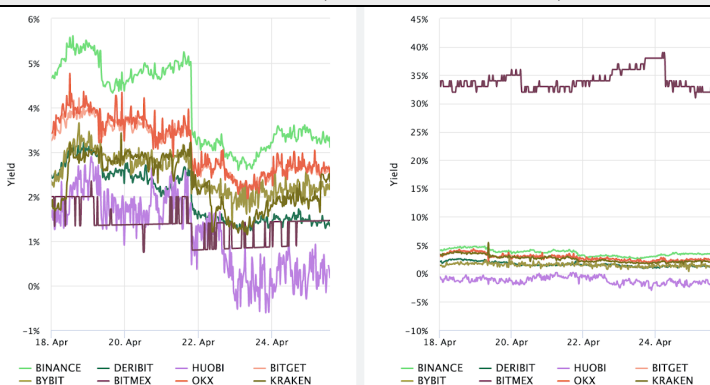
Futures Volume (BTC LHS ; ETH RHS), 1d



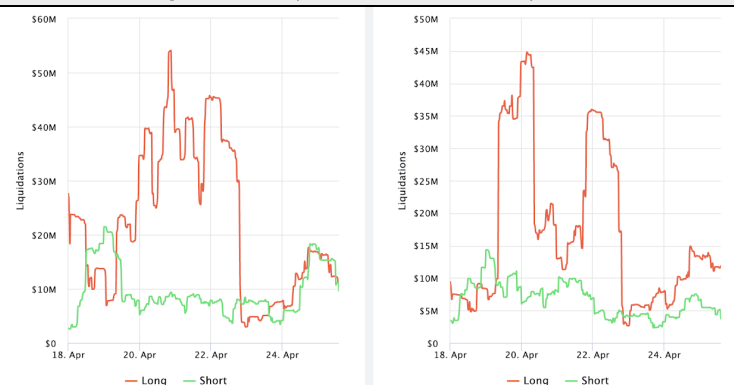
Volume Weighted Funding Rate (BTC LHS ; ETH RHS), 1d



Annualized Basis (BTC LHS ; ETH RHS), 3m



Liquidations (BTC LHS ; ETH RHS), 1d



About GSR

GSR is a global leader in digital asset trading, market making, OTC derivatives, and investments. We operate in a culture of excellence and leverage our first-rate reputation, deep relationships and proprietary trading technology to move swiftly and capitalize on market opportunities.

GSR's experienced team brings together decades of institutional trading expertise, while our industry-leading proprietary technology stack anchors everything we do.

Our main service areas are: market making; proprietary and algorithmic trading; client execution; structured products; risk management solutions; and portfolio investments.

For more information or if we can help with anything, please see gsr.io or contact us at gsr@gsr.io.

Follow GSR for more content: [Twitter](#) [Telegram](#) [LinkedIn](#)

Authors

Matt Kunke, Research Analyst [Twitter](#) [Telegram](#) [LinkedIn](#)

Brian Rudick, Senior Strategist [Twitter](#) [Telegram](#) [LinkedIn](#)

Required Disclosures

This material is provided by GSR (the "Firm") solely for informational purposes, is intended only for sophisticated, institutional investors and does not constitute an offer or commitment, a solicitation of an offer or commitment, or any advice or recommendation, to enter into or conclude any transaction (whether on the terms shown or otherwise), or to provide investment services in any state or country where such an offer or solicitation or provision would be illegal. The Firm is not and does not act as an advisor or fiduciary in providing this material.

This material is not a research report, and not subject to any of the independence and disclosure standards applicable to research reports prepared pursuant to FINRA or CFTC research rules. This material is not independent of the Firm's proprietary interests, which may conflict with the interests of any counterparty of the Firm. The Firm trades instruments discussed in this material for its own account, may trade contrary to the views expressed in this material, and may have positions in other related instruments.

Information contained herein is based on sources considered to be reliable, but is not guaranteed to be accurate or complete. Any opinions or estimates expressed herein reflect a judgment made by the author(s) as of the date of publication, and are subject to change without notice. Trading and investing in digital assets involves significant risks including price volatility and illiquidity and may not be suitable for all investors. The Firm is not liable whatsoever for any direct or consequential loss arising from the use of this material. Copyright of this material belongs to GSR. Neither this material nor any copy thereof may be taken, reproduced or redistributed, directly or indirectly, without prior written permission of GSR.

Sources

*All options data is based on Deribit and Options-based graphs are from Laevidas based on Deribit data. Market returns are based on price returns for the following ETFs: VOO, QQQ, EWU, EWG, EWJ, and EWH.

CoinGecko
Investing.com

Santiment
Google Finance

DefiLlama
TradingView

CoinMarketCap
Deribit

Laevidas
WoldCoinIndex.com