

Crypto Leaderboard

Rank	Name	Ticker	Price	24h	7d	30d	24h Vol \$m	MC \$m	1-Year Chart
1	Bitcoin	BTC	\$29,856	9%	-2%	10%	25,587	577,870	
2	Ethereum	ETH	\$1,954	7%	-7%	13%	13,172	235,293	
3	Tether	USDT	\$1.00	0%	0%	0%	33,587	81,660	
4	BNB	BNB	\$343	4%	0%	10%	985	54,107	
5	USD Coin	USDC	\$1.00	0%	0%	0%	5,273	30,748	
6	XRP	XRP	\$0.48	5%	-10%	0%	1,346	24,798	
7	Cardano	ADA	\$0.42	9%	-6%	19%	367	14,522	
8	Lido stETH	STETH	\$1,946	7%	-8%	13%	13	11,967	
9	Dogecoin	DOGE	\$0.08	5%	-12%	13%	525	11,535	
10	Polygon	MATIC	\$1.05	9%	-10%	0%	442	9,714	

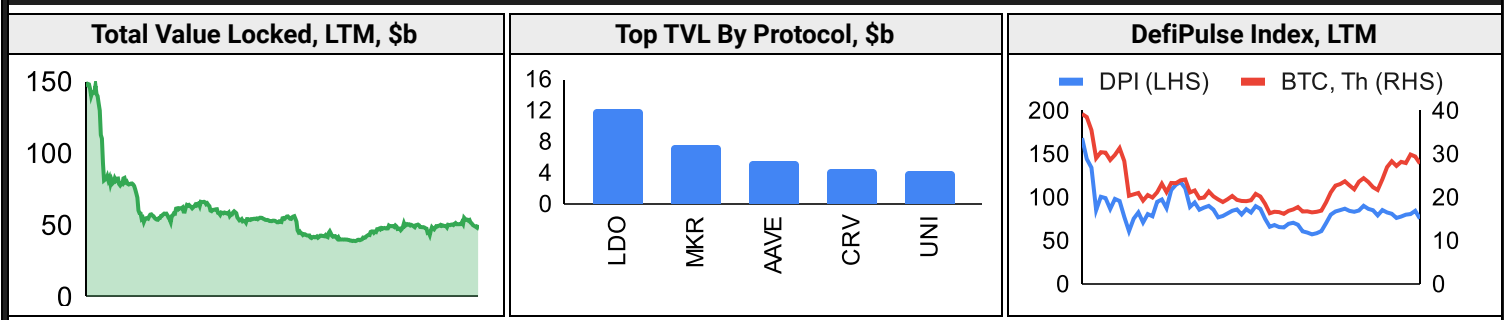
Top & Bottom Performers - Top 100 Tokens

24h		7 Days		30 Days		90 Days		365 Days	
XRD	29%	KAS	17%	XRD	168%	CFX	440%	OKB	152%
RNDR	29%	RNDR	15%	INJ	130%	KAS	384%	CFX	116%
INJ	22%	BTT	6%	RNDR	102%	INJ	239%	INJ	113%
CFX	15%	LEO	5%	CSPR	57%	STX	172%	RPL	61%
USDC	0%	ICP	-17%	NEO	-10%	CAKE	-31%	CRO	-80%
USDT	0%	MINA	-17%	FLR	-13%	APE	-33%	FLOW	-82%
USDP	0%	XRD	-20%	STX	-16%	LUNC	-33%	NEAR	-84%
EDGT	0%	CAKE	-25%	CAKE	-24%	APT	-41%	LUNC	-100%

Category Performance

Category	7d	30d	90d	180d	365d	Ecosystem	7d	30d	90d	180d	365d
Other DeFi	-1%	18%	23%	40%	-25%	BSC	-4%	23%	21%	25%	-41%
Meme	-1%	12%	72%	94%	-20%	Cosmos	-2%	16%	11%	48%	-44%
CEXs	0%	11%	4%	2%	-25%	Polygon	-2%	13%	10%	17%	-46%
IoT/Data/Comp.	-2%	9%	-5%	-8%	-63%	Avalanche	-3%	10%	4%	0%	-54%
Lending	5%	7%	-13%	-32%	-71%	Gnosis Chain	-3%	4%	10%	8%	-60%
Gaming/Entertai	-4%	6%	-16%	-13%	-70%	Polkadot	-4%	3%	0%	1%	-58%
Smart Contract	-3%	6%	0%	-2%	-58%	Solana	-6%	2%	-6%	-16%	-74%
Currency	0%	2%	3%	9%	-39%	Tron	-1%	2%	3%	-7%	-36%
DEX	-7%	1%	5%	-4%	-62%						
Privacy	0%	0%	-14%	-13%	-61%						
Scaling	-7%	-1%	5%	21%	-54%						

DeFi



Trading Volume

Aggregate Volumes by Product, \$b					Top Derivatives Exchanges, \$m and bps					Top Spot Exchanges, \$m		
Product	1d	7d	30d	O/I	Exchange	1d Vol	O/I	Mkr	Tkr	Exchange	Score	1d Vol
Spot	25	161	690	n/a	Binance	62,225	36,850	2.0	4.0	Binance	9.9	12,547
Perpetuals	85	397	1,820	18	Bybit	15,507	4,922	1.0	6.0	Coinbase	8.1	1,495
Futures	0	2	8	1	OKX	20,705	3,154	2.0	5.0	Kraken	7.8	751
Options*	1	6	30	n/a	KuCoin	3,034	1,934	2.0	6.0	KuCoin	7.2	774

Rolling 20 Day Volume - Top 100 Tokens, \$b				Top Volume, 1d, \$m		Top Volume, %20d Avg		Low Volume, %20d Avg	
				USDT	33,561	CRO	1307%	STETH	739%
				BTC	24,851	FRAX	454%	FLR	7300%
				ETH	11,348	RNDR	883%	OKB	2006%
				USDC	5,586	INJ	574%	DOGE	30691%
				BUSD	3,193	CAKE	2112%	MKR	2165%

Traditional Finance

Global Equity Markets*							SPX vs. BTC, LTM	
	US	US Grwth	UK	Germany	Japan	HK		
1D	0%	1%	0%	1%	0%	2%		
7D	-2%	-2%	0%	0%	0%	-2%		
90D	0%	7%	3%	4%	0%	-9%		
365D	-2%	-1%	6%	13%	5%	-3%		

10-Year Treasury Yields							Commodities & FX					
	US	Brazil	UK	Germany	Japan	HK	Last	WTI	Gas	Gold	USD/EUR	USD/JPY
Last	3.39%	12.44%	3.72%	2.37%	0.46%	2.99%	Last	75.7	2.29	2,014	0.90	133.2
1d Chg	0.00	0.00	0.03	-0.01	0.00	-0.06	1d % Chg	-1.8%	-6.0%	0.5%	-1.0%	-0.4%

Correlations

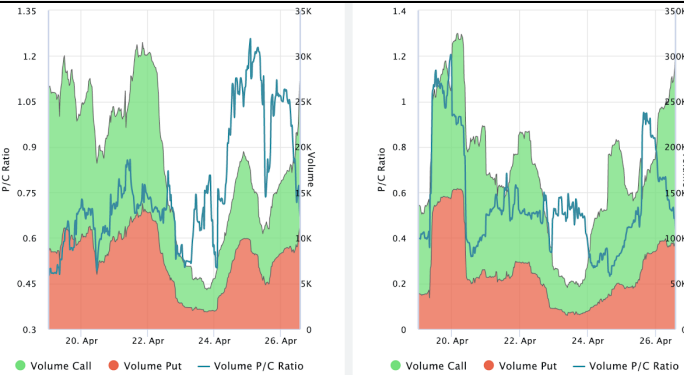
Intra-Crypto Correlations, LTM							Rolling 3M Correlations, LTM	
	BTC	ETH	BNB	XRP	ADA	DOGE		
BTC								
ETH	0.89							
BNB	0.80	0.81						
XRP	0.69	0.72	0.68					
ADA	0.79	0.80	0.77	0.75				
DOGE	0.65	0.68	0.64	0.58	0.67			

Crypto News

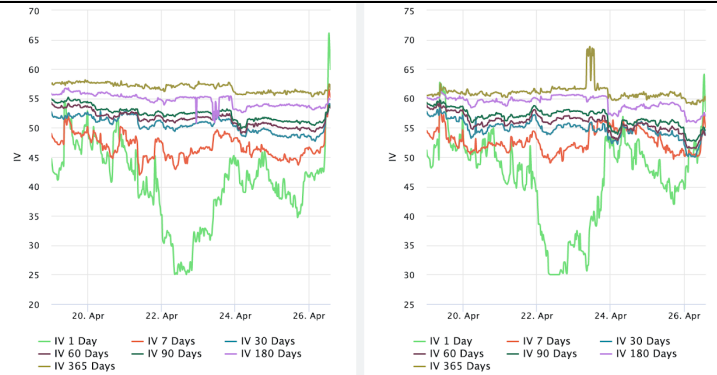
- [Binance.US nukes Voyager deal, bankrupt lender will distribute cash to customers - The Block](#)
- [Animoca unit TinyTap raises funds at \\$100 million valuation for web3 education - The Block](#)
- [Genesis creditors reject previously agreed bankruptcy restructuring plan, DCG says - The Block](#)
- [Circle CEO blames US crypto crackdown for declining USDC market cap - Cointelegraph](#)
- [Gary Gensler links crypto with cash in viral 2018 video — Crypto Twitter reacts - Cointelegraph](#)
- [Bitcoin white paper quietly removed by Apple from latest MacOS beta: Report - Cointelegraph](#)
- [Solana Labs' ChatGPT plugin allows AI to fetch blockchain data - Cointelegraph](#)
- [Bitcoin price jumps in the wake of First Republic Bank price crash - Cointelegraph](#)

Crypto Options

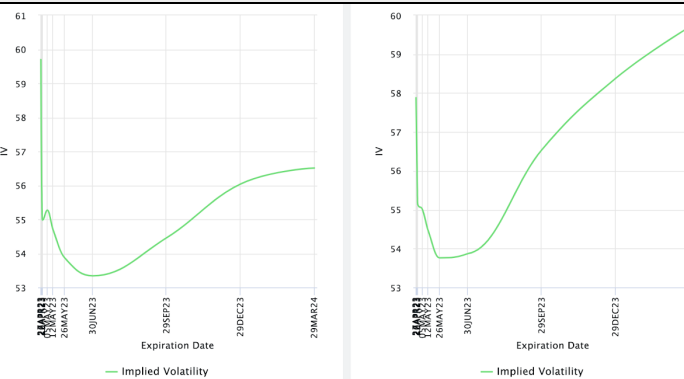
Options Volume & Put/Call Ratio (BTC LHS ; ETH RHS), 1d



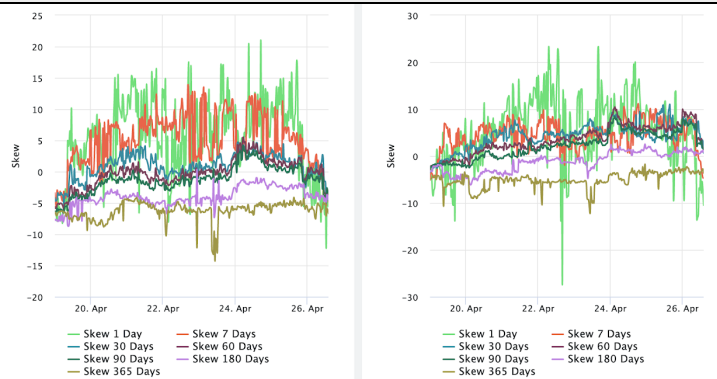
ATM Implied Volatility (BTC LHS ; ETH RHS)



ATM Implied Vol Term Structure (BTC LHS ; ETH RHS)

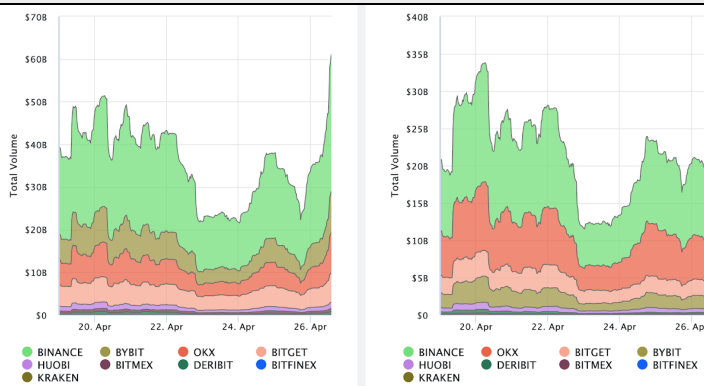


25 Delta Skew (BTC LHS ; ETH RHS)

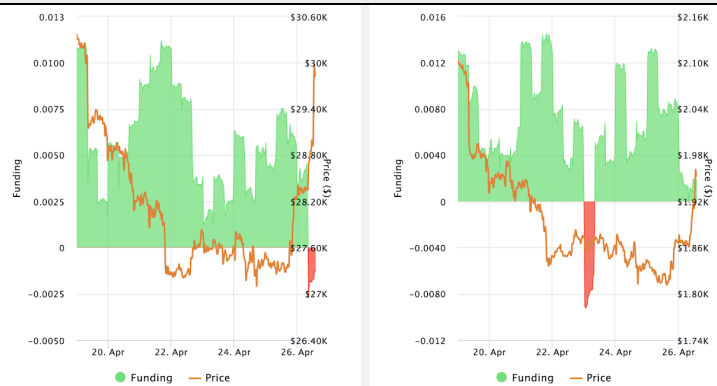


Crypto Futures

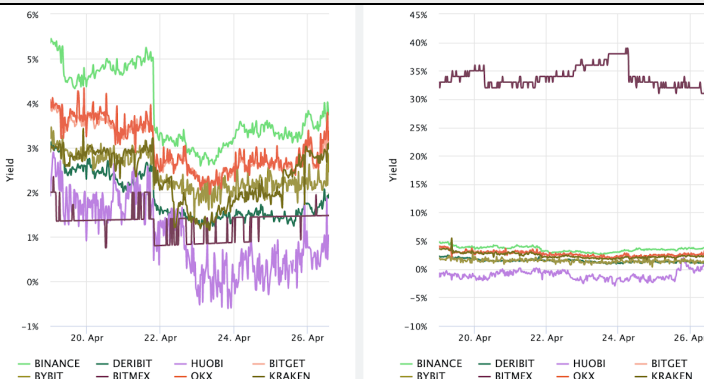
Futures Volume (BTC LHS ; ETH RHS), 1d



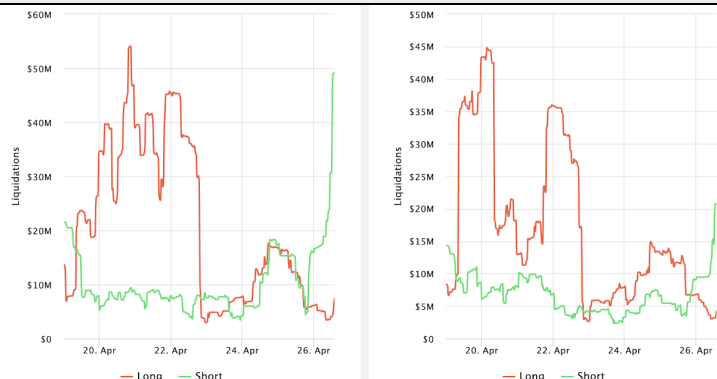
Volume Weighted Funding Rate (BTC LHS ; ETH RHS), 1d



Annualized Basis (BTC LHS ; ETH RHS), 3m



Liquidations (BTC LHS ; ETH RHS), 1d



About GSR

GSR is a global leader in digital asset trading, market making, OTC derivatives, and investments. We operate in a culture of excellence and leverage our first-rate reputation, deep relationships and proprietary trading technology to move swiftly and capitalize on market opportunities.

GSR's experienced team brings together decades of institutional trading expertise, while our industry-leading proprietary technology stack anchors everything we do.

Our main service areas are: market making; proprietary and algorithmic trading; client execution; structured products; risk management solutions; and portfolio investments.

For more information or if we can help with anything, please see gsr.io or contact us at gsr@gsr.io.

Follow GSR for more content: [Twitter](#) [Telegram](#) [LinkedIn](#)

Authors

Matt Kunke, Research Analyst [Twitter](#) [Telegram](#) [LinkedIn](#)
Brian Rudick, Senior Strategist [Twitter](#) [Telegram](#) [LinkedIn](#)

Required Disclosures

This material is provided by GSR (the "Firm") solely for informational purposes, is intended only for sophisticated, institutional investors and does not constitute an offer or commitment, a solicitation of an offer or commitment, or any advice or recommendation, to enter into or conclude any transaction (whether on the terms shown or otherwise), or to provide investment services in any state or country where such an offer or solicitation or provision would be illegal. The Firm is not and does not act as an advisor or fiduciary in providing this material.

This material is not a research report, and not subject to any of the independence and disclosure standards applicable to research reports prepared pursuant to FINRA or CFTC research rules. This material is not independent of the Firm's proprietary interests, which may conflict with the interests of any counterparty of the Firm. The Firm trades instruments discussed in this material for its own account, may trade contrary to the views expressed in this material, and may have positions in other related instruments.

Information contained herein is based on sources considered to be reliable, but is not guaranteed to be accurate or complete. Any opinions or estimates expressed herein reflect a judgment made by the author(s) as of the date of publication, and are subject to change without notice. Trading and investing in digital assets involves significant risks including price volatility and illiquidity and may not be suitable for all investors. The Firm is not liable whatsoever for any direct or consequential loss arising from the use of this material. Copyright of this material belongs to GSR. Neither this material nor any copy thereof may be taken, reproduced or redistributed, directly or indirectly, without prior written permission of GSR.

Sources

*All options data is based on Deribit and Options-based graphs are from Laevidas based on Deribit data. Market returns are based on price returns for the following ETFs: VOO, QQQ, EWU, EWG, EWJ, and EWH.

CoinGecko	Santiment	DefiLlama	CoinMarketCap	Laevidas
Investing.com	Google Finance	TradingView	Deribit	WoldCoinIndex.com