

Crypto Leaderboard

Rank	Name	Ticker	Price	24h	7d	30d	24h Vol \$m	MC \$m	1-Year Chart
1	Bitcoin	BTC	\$28,929	-3%	0%	7%	30,253	560,109	
2	Ethereum	ETH	\$1,884	-4%	-3%	7%	17,318	226,768	
3	Tether	USDT	\$1.00	0%	0%	0%	42,167	81,626	
4	BNB	BNB	\$329	-4%	2%	5%	1,242	51,989	
5	USD Coin	USDC	\$1.00	0%	0%	0%	5,930	30,679	
6	XRP	XRP	\$0.46	-4%	-7%	-11%	1,676	23,701	
7	Cardano	ADA	\$0.41	-1%	-1%	12%	548	14,379	
8	Lido stETH	STETH	\$1,882	-3%	-3%	7%	40	11,611	
9	Dogecoin	DOGE	\$0.08	-4%	-9%	8%	818	11,060	
10	Polygon	MATIC	\$0.99	-5%	-8%	-8%	561	9,196	

Top & Bottom Performers - Top 100 Tokens

24h		7 Days		30 Days		90 Days		365 Days	
EGLD	7%	KAS	25%	XRD	164%	KAS	385%	OKB	143%
BGB	7%	RNDR	18%	INJ	113%	CFX	368%	INJ	110%
OSMO	5%	EGLD	12%	RNDR	94%	INJ	250%	CFX	104%
IMX	1%	CRO	10%	CSPR	47%	RNDR	164%	RNDR	54%
SNX	-6%	NEAR	-12%	DASH	-12%	CAKE	-36%	OSMO	-83%
OP	-7%	OP	-15%	NEO	-15%	APE	-36%	FLOW	-83%
DASH	-7%	SNX	-15%	STX	-22%	LUNC	-37%	NEAR	-85%
APT	-7%	CAKE	-24%	CAKE	-29%	APT	-43%	LUNC	-100%

Category Performance

Category	7d	30d	90d	180d	365d	Ecosystem	7d	30d	90d	180d	365d
Other DeFi	-3%	10%	20%	32%	-29%	BSC	-4%	15%	15%	18%	-43%
Meme	-2%	7%	43%	45%	-14%	Cosmos	-1%	10%	8%	41%	-46%
Lending	6%	7%	-18%	-34%	-72%	Polygon	-3%	5%	4%	11%	-49%
CEXs	-2%	6%	0%	-1%	-28%	Avalanche	-5%	4%	-3%	-6%	-57%
IoT/Data/Comp.	-3%	2%	-11%	-14%	-65%	Tron	-2%	-1%	-4%	-8%	-38%
Smart Contract	-4%	0%	-7%	-7%	-60%	Polkadot	-4%	-2%	-6%	-3%	-60%
Gaming/Entertai	-5%	0%	-20%	-18%	-72%	Gnosis Chain	-4%	-3%	3%	1%	-63%
Currency	-2%	-3%	-2%	4%	-43%	Solana	-7%	-4%	-11%	-20%	-75%
DEX	-9%	-4%	-4%	-7%	-65%						
Scaling	-8%	-6%	-3%	17%	-57%						
Privacy	-2%	-9%	-18%	-17%	-63%						

DeFi

Total Value Locked, LTM, \$b

Top TVL By Protocol, \$b

Protocol	TVL (\$b)
LDO	12
MKR	8
AAVE	5
CRV	4
UNI	4

DefiPulse Index, LTM

Trading Volume

Aggregate Volumes by Product, \$b					Top Derivatives Exchanges, \$m and bps				Top Spot Exchanges, \$m			
Product	1d	7d	30d	O/I	Exchange	1d Vol	O/I	Mkr	Tkr	Exchange	Score	1d Vol
Spot	31	153	676	n/a	Binance	88,377	33,843	2.0	4.0	Binance	9.9	15,908
Perpetuals	110	381	1,780	15	Bybit	21,949	4,429	1.0	6.0	Coinbase	8.6	2,149
Futures	0	2	8	1	OKX	27,814	3,110	2.0	5.0	Kraken	8.2	907
Options*	1	7	29	n/a	KuCoin	4,531	1,757	2.0	6.0	KuCoin	7.6	1,009

Rolling 20 Day Volume - Top 100 Tokens, \$b				Top Volume, 1d, \$m		Top Volume, %20d Avg		Low Volume, %20d Avg	
				USDT	43,710	EGLD	1155%	OKB	1839%
				BTC	31,462	CRO	1166%	BTT	846%
				ETH	15,164	OSMO	514%	KLAY	894%
				USDC	6,495	RNDR	1218%	RPL	112%
				BUSD	4,244	WBTC	1947%	ZIL	1308%

Traditional Finance

Global Equity Markets*							SPX vs. BTC, LTM	
	US	US Grwth	UK	Germany	Japan	HK		
1D	0%	1%	0%	0%	0%	1%		
7D	-2%	-1%	-1%	0%	-1%	-1%		
90D	0%	5%	3%	4%	-1%	-9%		
365D	-3%	-2%	4%	13%	4%	-4%		

10-Year Treasury Yields							Commodities & FX					
	US	Brazil	UK	Germany	Japan	HK	Last	WTI	Gas	Gold	USD/EUR	USD/JPY
Last	3.51%	12.37%	3.80%	2.45%	0.46%	3.03%	Last	74.9	2.33	1,992	0.91	134.1
1d Chg	0.07	-0.04	0.08	0.06	-0.01	-0.06	1d % Chg	0.8%	1.1%	-0.2%	0.3%	0.3%

Correlations

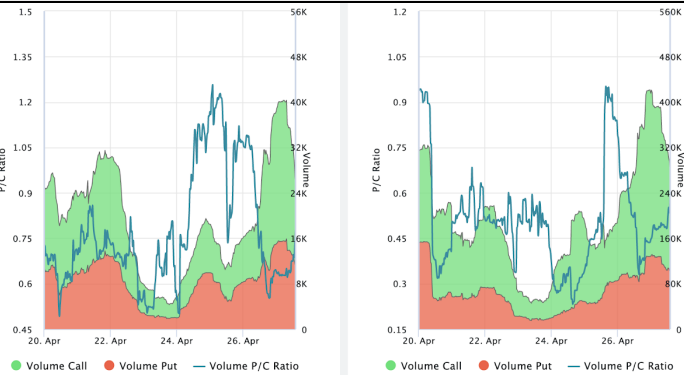
Intra-Crypto Correlations, LTM							Rolling 3M Correlations, LTM	
	BTC	ETH	BNB	XRP	ADA	DOGE		
BTC								
ETH	0.89							
BNB	0.80	0.81						
XRP	0.69	0.72	0.68					
ADA	0.79	0.80	0.77	0.75				
DOGE	0.64	0.68	0.64	0.58	0.66			

Crypto News

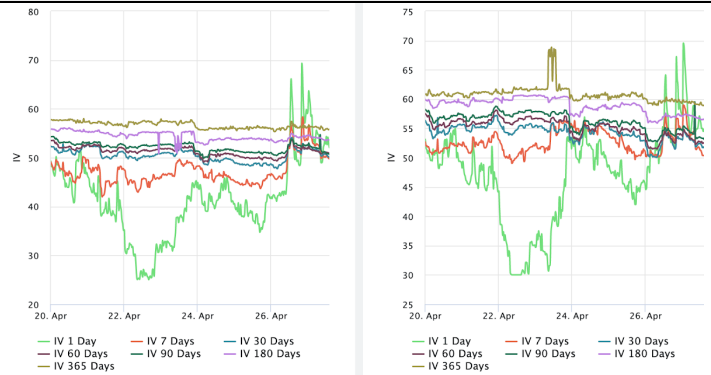
- [Arkham denies buggy Mt. Gox alerts to blame for 7% Bitcoin price crash - Cointelegraph](#)
- [Circle activates protocol for stablecoin transfers between Ethereum and Avalanche - The Block](#)
- [Arbitrum millionaires buy more governance tokens as grant distributions begin - The Block](#)
- [Avalanche core team implements Cortina upgrade on mainnet - The Block](#)
- [Binance CEO denies \\$28B wealth: 'I don't have anywhere near as much' - Cointelegraph](#)
- [NFT markets are out of balance, with sellers dominating: Data - Cointelegraph](#)
- [Hong Kong security regulator to issue crypto license guidelines in May - Cointelegraph](#)
- [MeWe social network with 20M users to integrate with Polkadot parachain - Cointelegraph](#)

Crypto Options

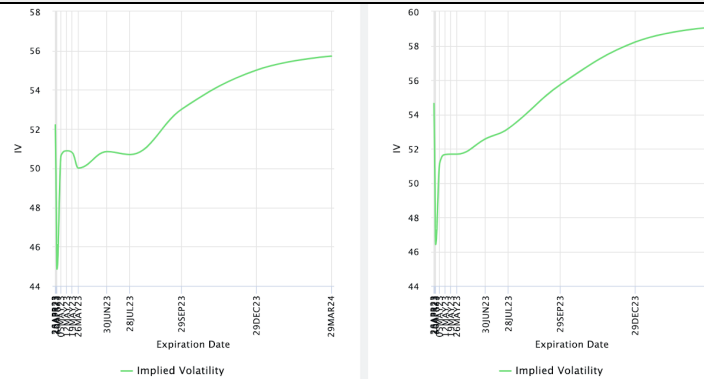
Options Volume & Put/Call Ratio (BTC LHS ; ETH RHS), 1d



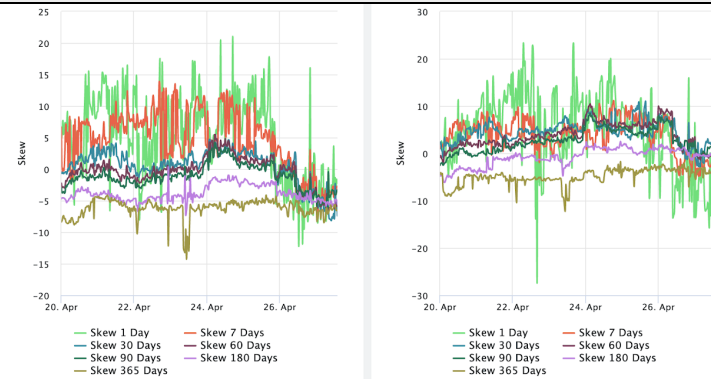
ATM Implied Volatility (BTC LHS ; ETH RHS)



ATM Implied Vol Term Structure (BTC LHS ; ETH RHS)

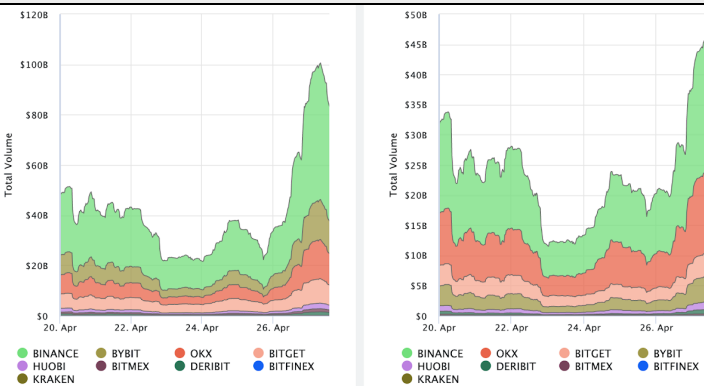


25 Delta Skew (BTC LHS ; ETH RHS)

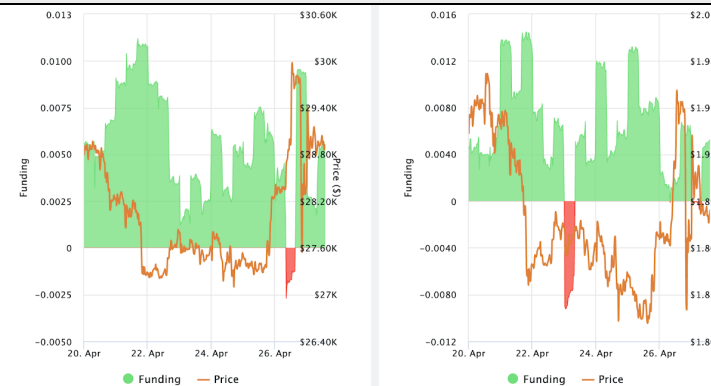


Crypto Futures

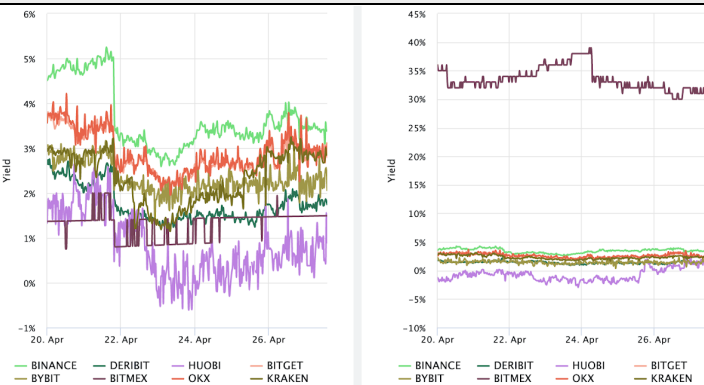
Futures Volume (BTC LHS ; ETH RHS), 1d



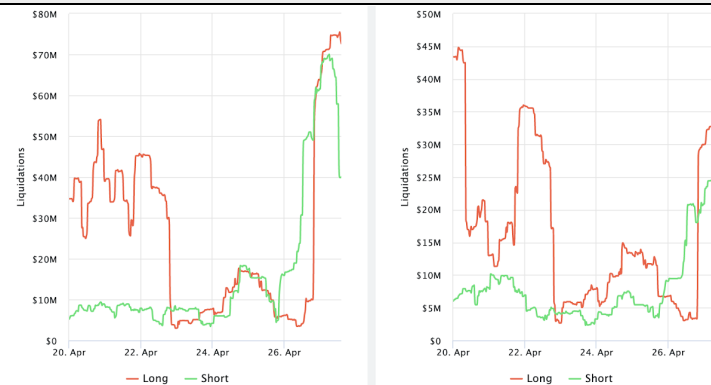
Volume Weighted Funding Rate (BTC LHS ; ETH RHS), 1d



Annualized Basis (BTC LHS ; ETH RHS), 3m



Liquidations (BTC LHS ; ETH RHS), 1d



About GSR

GSR is a global leader in digital asset trading, market making, OTC derivatives, and investments. We operate in a culture of excellence and leverage our first-rate reputation, deep relationships and proprietary trading technology to move swiftly and capitalize on market opportunities.

GSR's experienced team brings together decades of institutional trading expertise, while our industry-leading proprietary technology stack anchors everything we do.

Our main service areas are: market making; proprietary and algorithmic trading; client execution; structured products; risk management solutions; and portfolio investments.

For more information or if we can help with anything, please see gsr.io or contact us at gsr@gsr.io.

Follow GSR for more content: [Twitter](#) [Telegram](#) [LinkedIn](#)

Authors

Matt Kunke, Research Analyst [Twitter](#) [Telegram](#) [LinkedIn](#)
Brian Rudick, Senior Strategist [Twitter](#) [Telegram](#) [LinkedIn](#)

Required Disclosures

This material is provided by GSR (the "Firm") solely for informational purposes, is intended only for sophisticated, institutional investors and does not constitute an offer or commitment, a solicitation of an offer or commitment, or any advice or recommendation, to enter into or conclude any transaction (whether on the terms shown or otherwise), or to provide investment services in any state or country where such an offer or solicitation or provision would be illegal. The Firm is not and does not act as an advisor or fiduciary in providing this material.

This material is not a research report, and not subject to any of the independence and disclosure standards applicable to research reports prepared pursuant to FINRA or CFTC research rules. This material is not independent of the Firm's proprietary interests, which may conflict with the interests of any counterparty of the Firm. The Firm trades instruments discussed in this material for its own account, may trade contrary to the views expressed in this material, and may have positions in other related instruments.

Information contained herein is based on sources considered to be reliable, but is not guaranteed to be accurate or complete. Any opinions or estimates expressed herein reflect a judgment made by the author(s) as of the date of publication, and are subject to change without notice. Trading and investing in digital assets involves significant risks including price volatility and illiquidity and may not be suitable for all investors. The Firm is not liable whatsoever for any direct or consequential loss arising from the use of this material. Copyright of this material belongs to GSR. Neither this material nor any copy thereof may be taken, reproduced or redistributed, directly or indirectly, without prior written permission of GSR.

Sources

*All options data is based on Deribit and Options-based graphs are from Laevidas based on Deribit data. Market returns are based on price returns for the following ETFs: VOO, QQQ, EWU, EWG, EWJ, and EWH.

CoinGecko	Santiment	DefiLlama	CoinMarketCap	Laevidas
Investing.com	Google Finance	TradingView	Deribit	WoldCoinIndex.com