

Crypto Leaderboard

Rank	Name	Ticker	Price	24h	7d	30d	24h Vol \$m	MC \$m	1-Year Chart
1	Bitcoin	BTC	\$28,264	0%	1%	26%	16,763	545,439	
2	Ethereum	ETH	\$1,812	-1%	2%	15%	8,660	217,879	
3	Tether	USDT	\$1.00	0%	0%	0%	25,182	79,887	
4	BNB	BNB	\$313	-1%	-5%	8%	468	49,373	
5	USD Coin	USDC	\$1.00	0%	0%	0%	3,759	32,567	
6	XRP	XRP	\$0.51	-2%	14%	37%	1,694	26,563	
7	Cardano	ADA	\$0.40	3%	11%	18%	518	13,868	
8	Dogecoin	DOGE	\$0.08	-3%	5%	5%	724	10,856	
9	Lido stETH	STETH	\$1,809	0%	2%	15%	15	10,632	
10	Polygon	MATIC	\$1.11	0%	1%	-2%	331	10,076	

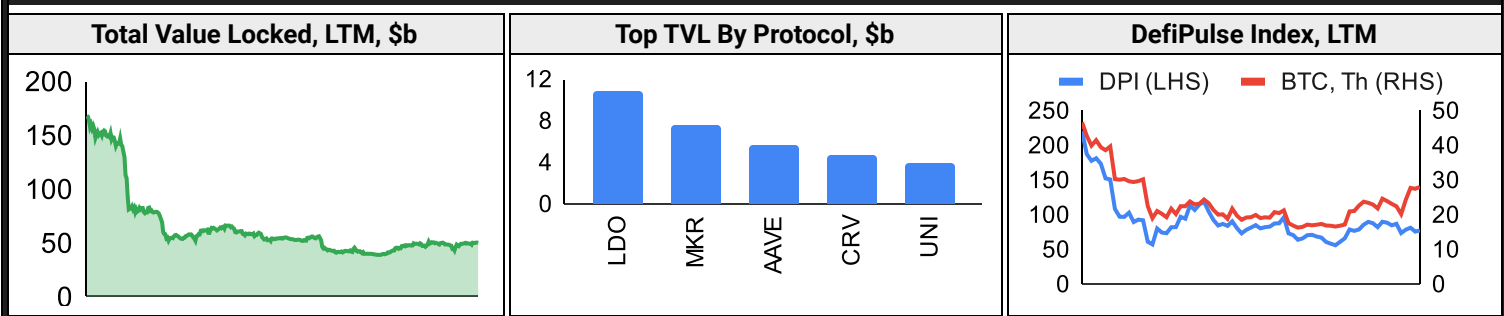
Top & Bottom Performers - Top 100 Tokens

24h		7 Days		30 Days		90 Days		365 Days	
SXP	26%	SXP	217%	KAS	228%	CFX	1625%	AGIX	144%
FXS	5%	KAS	121%	CFX	116%	AGIX	803%	CFX	131%
MASK	3%	XLM	19%	XDC	39%	KAS	705%	OKB	92%
BCH	3%	FXS	16%	XRP	37%	STX	316%	BGB	90%
ARB	-4%	AGIX	-7%	TWT	-16%	BSV	-14%	AXS	-88%
ZIL	-5%	ARB	-7%	OKB	-17%	TWT	-20%	NEAR	-89%
APT	-5%	MINA	-9%	MKR	-21%	LUNC	-22%	OSMO	-91%
KAS	-6%	STX	-11%	HT	-27%	HT	-31%	LUNC	-100%

Category Performance

Category	7d	30d	90d	180d	365d	Ecosystem	7d	30d	90d	180d	365d
Currency	6%	12%	35%	9%	-53%	BSC	23%	16%	68%	12%	-61%
DEX	8%	10%	69%	9%	-71%	Polygon	8%	2%	59%	11%	-64%
Other DeFi	9%	2%	78%	23%	-52%	Gnosis Chain	5%	-1%	66%	6%	-72%
Smart Contract	6%	2%	52%	-4%	-70%	Avalanche	6%	-3%	44%	-7%	-69%
Scaling	-2%	-1%	76%	28%	-70%	Polkadot	4%	-3%	49%	4%	-69%
Gaming/Entertai	6%	-1%	53%	-21%	-78%	Cosmos	6%	-3%	58%	33%	-68%
IoT/Data/Comp.	8%	-4%	38%	-13%	-75%	Tron	4%	-3%	25%	4%	-46%
Lending	3%	-5%	24%	-36%	-79%	Solana	5%	-6%	61%	-23%	-80%
CEXs	1%	-5%	23%	2%	-40%						
Meme	9%	-5%	118%	97%	-45%						
Privacy	3%	-5%	17%	-11%	-68%						

DeFi



Trading Volume

Aggregate Volumes by Product, \$b					Top Derivatives Exchanges, \$m and bps					Top Spot Exchanges, \$m		
Product	1d	7d	30d	O/I	Exchange	1d Vol	O/I	Mkr	Tkr	Exchange	Score	1d Vol
Spot	22	164	1,060	n/a	Binance	45,048	35,253	2.0	4.0	Binance	9.9	9,407
Perpetuals	62	393	2,390	16	Bybit	10,469	4,424	1.0	6.0	Coinbase	8.0	955
Futures	0	2	15	1	OKX	13,630	2,390	2.0	5.0	Kraken	7.8	493
Options*	1	8	42	n/a	KuCoin	2,265	1,721	2.0	6.0	KuCoin	7.3	680

20 Day Volume - Top 100 Tokens, \$b		Top Volume, 1d, \$m		Top Volume, %20d Avg		Low Volume, %20d Avg	
		USDT	26,723	TUSD	242%	AGIX	29%
		BTC	16,616	KAS	187%	GMX	38%
		ETH	7,667	USDP	156%	GT	38%
		USDC	3,777	ZIL	156%	IMX	40%
		BUSD	2,924	MANA	149%	MINA	45%

Traditional Finance

Global Equity Markets*							SPX vs. BTC, LTM	
	US	US Grwth	UK	Germany	Japan	HK		
1D	1%	2%	0%	0%	1%	0%		
7D	3%	4%	2%	4%	2%	1%		
90D	7%	21%	5%	13%	7%	-5%		
365D	-10%	-13%	-5%	0%	-6%	-11%		

10-Year Treasury Yields							Commodities & FX					
	US	Brazil	UK	Germany	Japan	HK	Last	WTI	Gas	Gold	USD/EUR	USD/JPY
Last	3.50%	12.90%	3.52%	2.31%	0.38%	3.12%	80.4	2.14	1,997	0.92	132.9	
1d Chg	0.01	-0.03	0.03	0.00	0.00	-0.06	6.3%	-3.3%	0.5%	-0.5%	0.1%	

Correlations

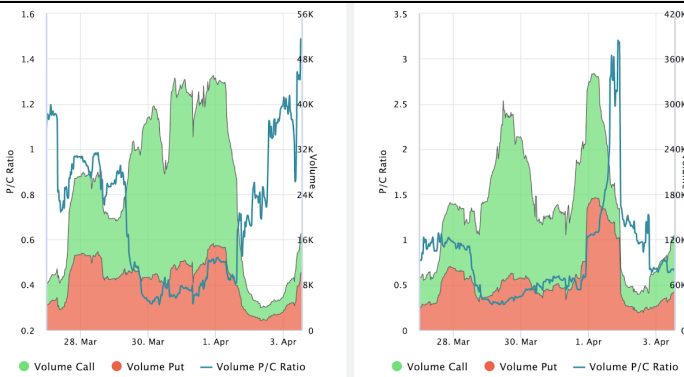
Intra-Crypto Correlations, LTM							Rolling 3M Correlations, LTM	
	BTC	ETH	BNB	XRP	ADA	DOGE		
BTC								
ETH	0.89							
BNB	0.81	0.82						
XRP	0.70	0.73	0.69					
ADA	0.80	0.81	0.78	0.75				
DOGE	0.65	0.67	0.65	0.59	0.66			

Crypto News

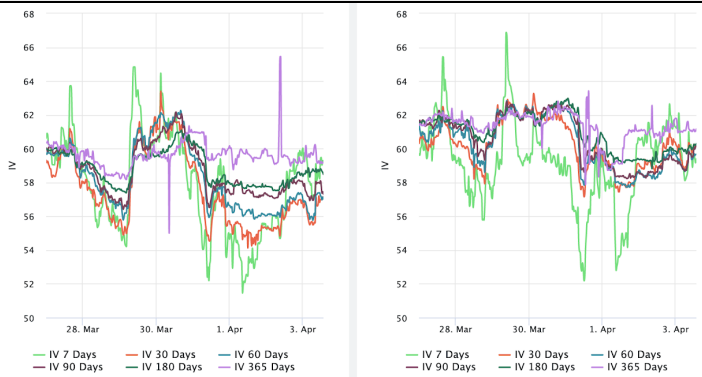
- [Bitcoin Ordinals daily inscriptions surge due to 'BRC-20 tokens' - Cointelegraph](#)
- [Ethereum, 200 days after The Merge: \\$4 billion in ether not added to supply - The Block](#)
- [FTX proposes order for Deltec to turn over assets linked to Ryan Salame and Alameda - The Block](#)
- [Donald Trump indictment breathes life into his NFT trading card collection - The Block](#)
- [PancakeSwap changes its recipe with the launch of Version 3 - Cointelegraph](#)
- [Sandwich trading bots lose bread and butter in \\$25M exploit - Cointelegraph](#)
- [Buterin weighs in on zk-EVMs' impact on decentralization and security - Cointelegraph](#)
- [Arbitrum to break up governance votes after community backlash - Cointelegraph](#)

Crypto Options

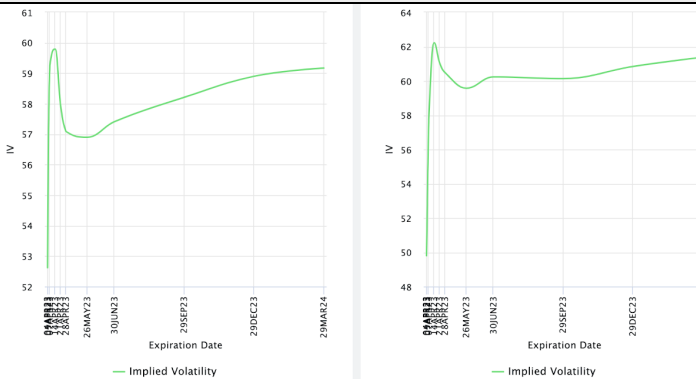
Options Volume & Put/Call Ratio (BTC LHS ; ETH RHS), 1d



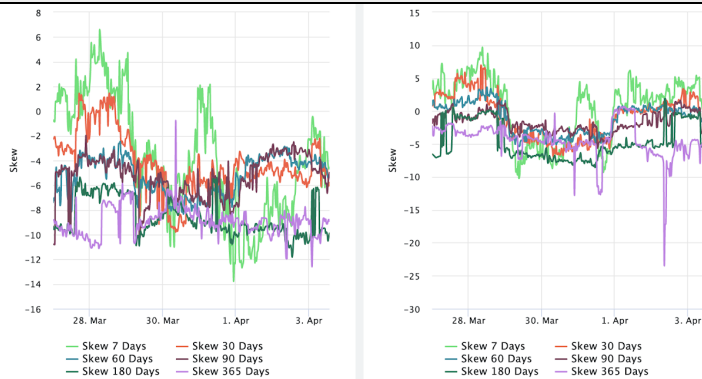
ATM Implied Volatility (BTC LHS ; ETH RHS)



ATM Implied Vol Term Structure (BTC LHS ; ETH RHS)

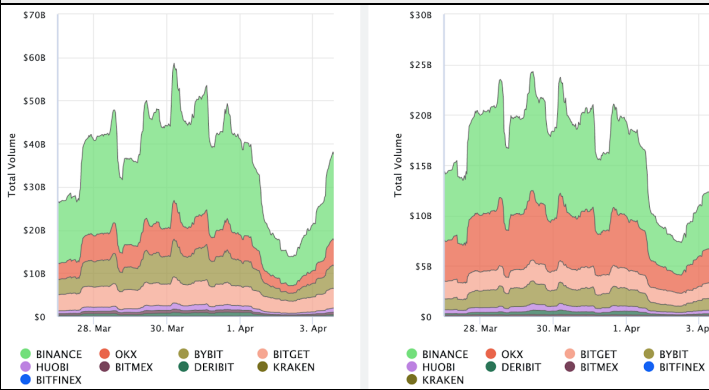


25 Delta Skew (BTC LHS ; ETH RHS)

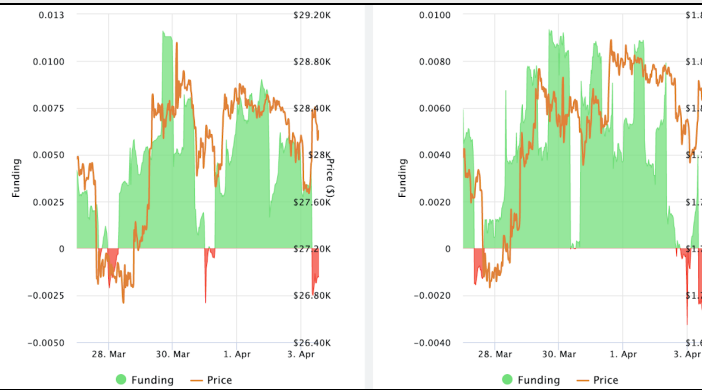


Crypto Futures

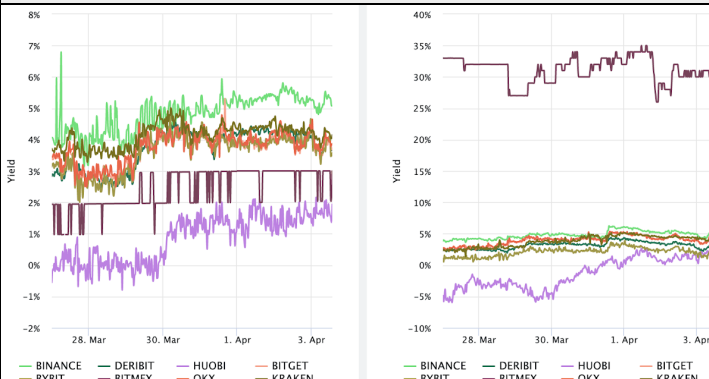
Futures Volume (BTC LHS ; ETH RHS), 1d



Volume Weighted Funding Rate (BTC LHS ; ETH RHS), 1d



Annualized Basis (BTC LHS ; ETH RHS), 3m



Liquidations (BTC LHS ; ETH RHS), 1d



About GSR

GSR is a global leader in digital asset trading, market making, OTC derivatives, and investments. We operate in a culture of excellence and leverage our first-rate reputation, deep relationships and proprietary trading technology to move swiftly and capitalize on market opportunities.

GSR's experienced team brings together decades of institutional trading expertise, while our industry-leading proprietary technology stack anchors everything we do.

Our main service areas are: market making; proprietary and algorithmic trading; client execution; structured products; risk management solutions; and portfolio investments.

For more information or if we can help with anything, please see gsr.io or contact us at gsr@gsr.io.

Follow GSR for more content: [Twitter](#) [Telegram](#) [LinkedIn](#)

Authors

Matt Kunke, Research Analyst [Twitter](#) [Telegram](#) [LinkedIn](#)
Brian Rudick, Senior Strategist [Twitter](#) [Telegram](#) [LinkedIn](#)

Required Disclosures

This material is provided by GSR (the "Firm") solely for informational purposes, is intended only for sophisticated, institutional investors and does not constitute an offer or commitment, a solicitation of an offer or commitment, or any advice or recommendation, to enter into or conclude any transaction (whether on the terms shown or otherwise), or to provide investment services in any state or country where such an offer or solicitation or provision would be illegal. The Firm is not and does not act as an advisor or fiduciary in providing this material.

This material is not a research report, and not subject to any of the independence and disclosure standards applicable to research reports prepared pursuant to FINRA or CFTC research rules. This material is not independent of the Firm's proprietary interests, which may conflict with the interests of any counterparty of the Firm. The Firm trades instruments discussed in this material for its own account, may trade contrary to the views expressed in this material, and may have positions in other related instruments.

Information contained herein is based on sources considered to be reliable, but is not guaranteed to be accurate or complete. Any opinions or estimates expressed herein reflect a judgment made by the author(s) as of the date of publication, and are subject to change without notice. Trading and investing in digital assets involves significant risks including price volatility and illiquidity and may not be suitable for all investors. The Firm is not liable whatsoever for any direct or consequential loss arising from the use of this material. Copyright of this material belongs to GSR. Neither this material nor any copy thereof may be taken, reproduced or redistributed, directly or indirectly, without prior written permission of GSR.

Sources

*All options data is based on Deribit and Options-based graphs are from Laevidas based on Deribit data. Market returns are based on price returns for the following ETFs: VOO, QQQ, EWU, EWG, EWJ, and EWH.

CoinGecko	Santiment	DefiLlama	CoinMarketCap	Laevidas
Investing.com	Google Finance	TradingView	Deribit	WoldCoinIndex.com