

Crypto Leaderboard

Rank	Name	Ticker	Price	24h	7d	30d	24h Vol \$m	MC \$m	1-Year Chart
1	Bitcoin	BTC	\$28,265	0%	4%	26%	18,210	546,908	
2	Ethereum	ETH	\$1,869	4%	9%	20%	12,938	225,177	
3	Tether	USDT	\$1.00	0%	0%	0%	35,398	79,966	
4	BNB	BNB	\$311	0%	0%	8%	840	49,183	
5	USD Coin	USDC	\$1.00	0%	0%	0%	4,596	32,655	
6	XRP	XRP	\$0.50	-3%	4%	37%	1,774	25,867	
7	Cardano	ADA	\$0.40	0%	14%	17%	564	13,924	
8	Dogecoin	DOGE	\$0.10	27%	35%	33%	6,895	13,724	
9	Lido stETH	STETH	\$1,864	3%	9%	18%	31	11,012	
10	Polygon	MATIC	\$1.12	2%	7%	-1%	406	10,187	

Top & Bottom Performers - Top 100 Tokens

24h		7 Days		30 Days		90 Days		365 Days	
DOGE	27%	SXP	218%	KAS	186%	CFX	1538%	AGIX	145%
RUNE	7%	KAS	58%	CFX	88%	AGIX	755%	CFX	129%
SHIB	6%	DOGE	35%	XRP	37%	KAS	617%	BGB	101%
CHZ	5%	FXS	24%	XDC	34%	STX	299%	OKB	98%
XLM	-3%	KLAY	-2%	LUNC	-15%	BSV	-16%	AXS	-87%
XDC	-3%	OKB	-3%	OKB	-17%	TWT	-19%	NEAR	-88%
HBAR	-5%	STX	-4%	HT	-28%	LUNC	-22%	OSMO	-90%
KAS	-14%	NEO	-4%	MKR	-28%	HT	-31%	LUNC	-100%

Category Performance

Category	7d	30d	90d	180d	365d	Ecosystem	7d	30d	90d	180d	365d
Currency	4%	12%	32%	9%	-52%	BSC	18%	17%	65%	15%	-60%
DEX	10%	12%	69%	13%	-70%	Polygon	8%	5%	59%	16%	-62%
Meme	19%	8%	134%	121%	-36%	Polkadot	6%	-1%	48%	8%	-67%
Smart Contract	5%	3%	49%	-2%	-69%	Gnosis Chain	4%	-1%	64%	8%	-70%
Other DeFi	7%	3%	74%	28%	-50%	Cosmos	5%	-2%	55%	37%	-67%
Gaming/Entertai	5%	1%	52%	-18%	-77%	Avalanche	5%	-3%	41%	-5%	-68%
Scaling	0%	1%	74%	34%	-69%	Tron	4%	-3%	26%	5%	-43%
IoT/Data/Comp.	7%	-1%	37%	-10%	-73%	Solana	3%	-5%	62%	-22%	-80%
Privacy	-2%	-5%	15%	-10%	-68%						
CEXs	0%	-5%	20%	3%	-39%						
Lending	3%	-6%	19%	-34%	-79%						

DeFi

Total Value Locked, LTM, \$b	Top TVL By Protocol, \$b	DefiPulse Index, LTM

Trading Volume

Aggregate Volumes by Product, \$b					Top Derivatives Exchanges, \$m and bps					Top Spot Exchanges, \$m		
Product	1d	7d	30d	O/I	Exchange	1d Vol	O/I	Mkr	Tkr	Exchange	Score	1d Vol
Spot	30	167	1,050	n/a	Binance	62,325	36,988	2.0	4.0	Binance	9.9	13,070
Perpetuals	85	392	2,360	16	Bybit	14,614	4,571	1.0	6.0	Coinbase	8.2	1,647
Futures	0	2	14	0	OKX	18,324	2,502	2.0	5.0	Kraken	7.9	795
Options*	1	8	44	n/a	KuCoin	2,890	1,744	2.0	6.0	KuCoin	7.4	934

20 Day Volume - Top 100 Tokens, \$b		Top Volume, 1d, \$m		Top Volume, %20d Avg		Low Volume, %20d Avg	
		USDT	35,182	DOGE	616%	STX	36%
		BTC	18,497	TUSD	260%	AGIX	40%
		ETH	11,383	SHIB	232%	GMX	43%
		DOGE	5,345	CHZ	202%	IMX	44%
		USDC	4,581	RUNE	183%	NEO	50%

Traditional Finance

Global Equity Markets*							SPX vs. BTC, LTM	
	US	US Grwth	UK	Germany	Japan	HK		
1D	0%	0%	1%	0%	0%	1%		
7D	4%	4%	4%	4%	3%	2%		
90D	7%	20%	5%	10%	9%	-6%		
365D	-10%	-13%	-3%	0%	-6%	-10%		

10-Year Treasury Yields							Commodities & FX					
	US	Brazil	UK	Germany	Japan	HK	Last	WTI	Gas	Gold	USD/EUR	USD/JPY
Last	3.47%	12.78%	3.55%	2.33%	0.40%	3.01%	Last	81.5	2.11	2,003	0.92	132.9
1d Chg	0.04	-0.06	0.12	0.09	0.00	-0.06	1d % Chg	1.3%	0.6%	0.1%	0.0%	0.4%

Correlations

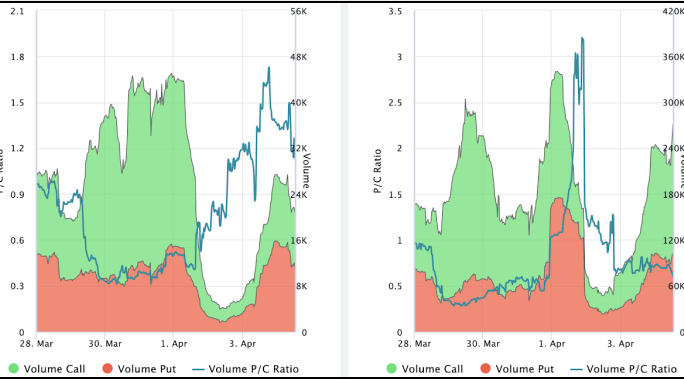
Intra-Crypto Correlations, LTM							Rolling 3M Correlations, LTM	
	BTC	ETH	BNB	XRP	ADA	DOGE		
BTC								
ETH	0.89							
BNB	0.81	0.82						
XRP	0.70	0.72	0.69					
ADA	0.80	0.81	0.78	0.75				
DOGE	0.64	0.66	0.63	0.57	0.65			

Crypto News

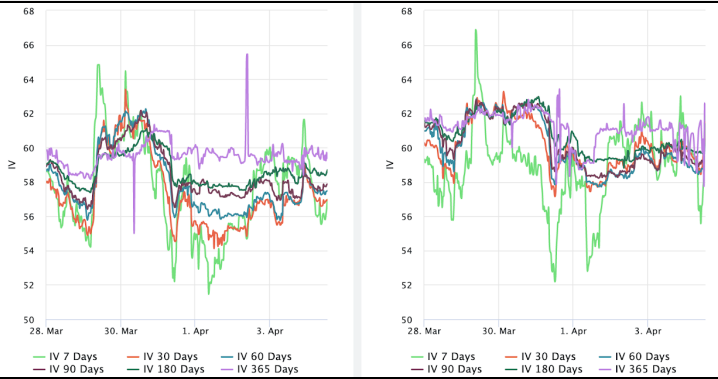
- [Binance denies Changpeng Zhao 'CZ' faces Interpol Red Notice: Spokesperson - The Block](#)
- [Dogecoin skyrockets as Crypto Twitter wonders what Elon is doing with logo - The Block](#)
- [Arbitrum to break up \\$1 billion proposal after backlash - The Block](#)
- [Dragonfly Capital invests \\$10M in Bitget amid industry recovery - Cointelegraph](#)
- [Euler Labs hacker returns 'all of the recoverable funds' — Timeline - Cointelegraph](#)
- [Ethereum ERC-4337 'bundlers' — How hard is joining the network? - Cointelegraph](#)
- [Bakkt completes \\$200M acquisition of Apex Crypto - Cointelegraph](#)
- [KuCoin Wallet spins off from KuCoin exchange, rebrands as Halo Wallet - Cointelegraph](#)

Crypto Options

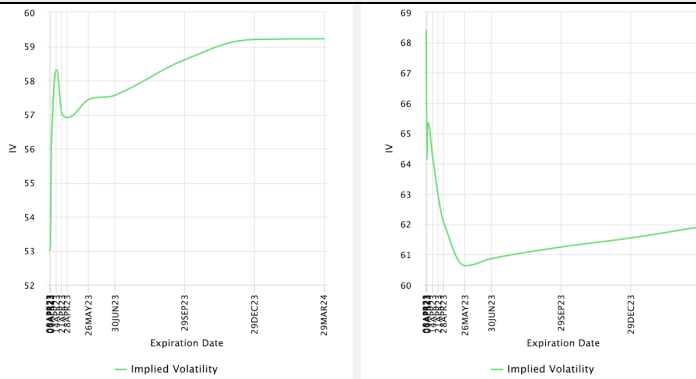
Options Volume & Put/Call Ratio (BTC LHS ; ETH RHS), 1d



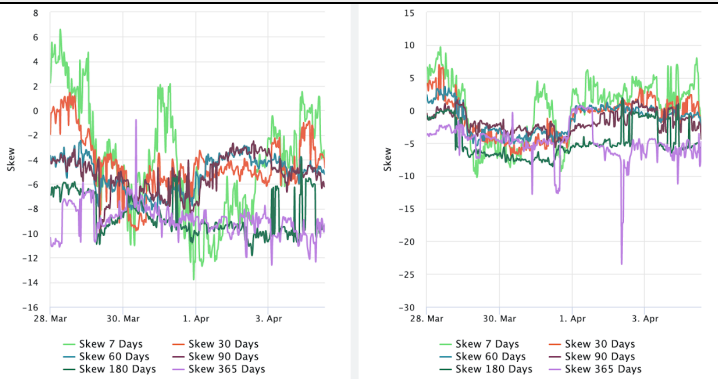
ATM Implied Volatility (BTC LHS ; ETH RHS)



ATM Implied Vol Term Structure (BTC LHS ; ETH RHS)

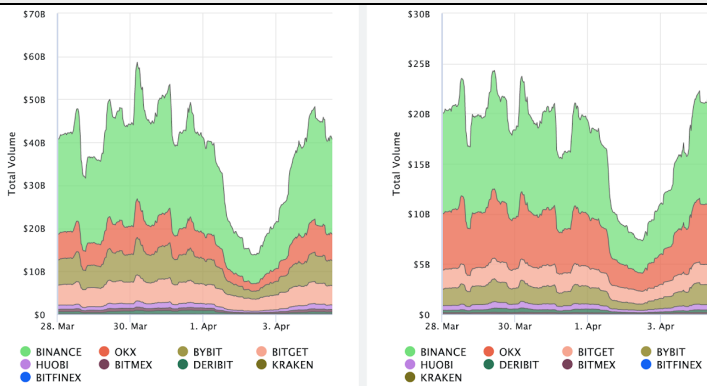


25 Delta Skew (BTC LHS ; ETH RHS)

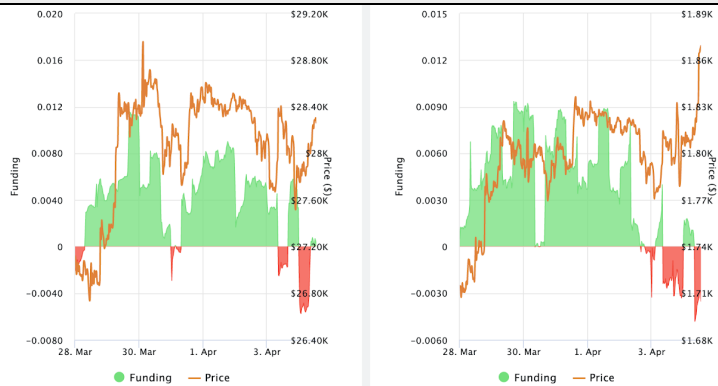


Crypto Futures

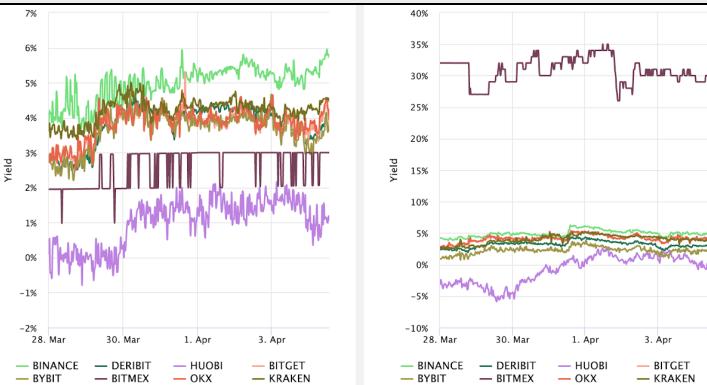
Futures Volume (BTC LHS ; ETH RHS), 1d



Volume Weighted Funding Rate (BTC LHS ; ETH RHS), 1d



Annualized Basis (BTC LHS ; ETH RHS), 3m



Liquidations (BTC LHS ; ETH RHS), 1d



About GSR

GSR is a global leader in digital asset trading, market making, OTC derivatives, and investments. We operate in a culture of excellence and leverage our first-rate reputation, deep relationships and proprietary trading technology to move swiftly and capitalize on market opportunities.

GSR's experienced team brings together decades of institutional trading expertise, while our industry-leading proprietary technology stack anchors everything we do.

Our main service areas are: market making; proprietary and algorithmic trading; client execution; structured products; risk management solutions; and portfolio investments.

For more information or if we can help with anything, please see gsr.io or contact us at gsr@gsr.io.

Follow GSR for more content: [Twitter](#) [Telegram](#) [LinkedIn](#)

Authors

Matt Kunke, Research Analyst [Twitter](#) [Telegram](#) [LinkedIn](#)
Brian Rudick, Senior Strategist [Twitter](#) [Telegram](#) [LinkedIn](#)

Required Disclosures

This material is provided by GSR (the "Firm") solely for informational purposes, is intended only for sophisticated, institutional investors and does not constitute an offer or commitment, a solicitation of an offer or commitment, or any advice or recommendation, to enter into or conclude any transaction (whether on the terms shown or otherwise), or to provide investment services in any state or country where such an offer or solicitation or provision would be illegal. The Firm is not and does not act as an advisor or fiduciary in providing this material.

This material is not a research report, and not subject to any of the independence and disclosure standards applicable to research reports prepared pursuant to FINRA or CFTC research rules. This material is not independent of the Firm's proprietary interests, which may conflict with the interests of any counterparty of the Firm. The Firm trades instruments discussed in this material for its own account, may trade contrary to the views expressed in this material, and may have positions in other related instruments.

Information contained herein is based on sources considered to be reliable, but is not guaranteed to be accurate or complete. Any opinions or estimates expressed herein reflect a judgment made by the author(s) as of the date of publication, and are subject to change without notice. Trading and investing in digital assets involves significant risks including price volatility and illiquidity and may not be suitable for all investors. The Firm is not liable whatsoever for any direct or consequential loss arising from the use of this material. Copyright of this material belongs to GSR. Neither this material nor any copy thereof may be taken, reproduced or redistributed, directly or indirectly, without prior written permission of GSR.

Sources

*All options data is based on Deribit and Options-based graphs are from Laevidas based on Deribit data. Market returns are based on price returns for the following ETFs: VOO, QQQ, EWU, EWG, EWJ, and EWH.

CoinGecko	Santiment	DefiLlama	CoinMarketCap	Laevidas
Investing.com	Google Finance	TradingView	Deribit	WoldCoinIndex.com