

## Crypto Leaderboard

| Rank | Name       | Ticker | Price    | 24h | 7d  | 30d | 24h Vol \$m | MC \$m  | 1-Year Chart |
|------|------------|--------|----------|-----|-----|-----|-------------|---------|--------------|
| 1    | Bitcoin    | BTC    | \$27,932 | -2% | -2% | 26% | 14,932      | 540,499 |              |
| 2    | Ethereum   | ETH    | \$1,867  | -3% | 4%  | 19% | 10,243      | 224,884 |              |
| 3    | Tether     | USDT   | \$1.00   | 0%  | 0%  | 0%  | 25,038      | 80,060  |              |
| 4    | BNB        | BNB    | \$312    | -1% | -1% | 8%  | 517         | 49,286  |              |
| 5    | USD Coin   | USDC   | \$1.00   | 0%  | 0%  | 0%  | 4,025       | 32,609  |              |
| 6    | XRP        | XRP    | \$0.50   | -2% | -9% | 31% | 1,282       | 25,796  |              |
| 7    | Cardano    | ADA    | \$0.38   | -4% | 0%  | 15% | 308         | 13,424  |              |
| 8    | Dogecoin   | DOGE   | \$0.09   | -8% | 17% | 20% | 1,630       | 12,414  |              |
| 9    | Lido stETH | STETH  | \$1,861  | -3% | 4%  | 20% | 33          | 11,014  |              |
| 10   | Polygon    | MATIC  | \$1.12   | -2% | -1% | -3% | 295         | 10,173  |              |

## Top & Bottom Performers - Top 100 Tokens

| 24h  |     | 7 Days |      | 30 Days |      | 90 Days |       | 365 Days |       |
|------|-----|--------|------|---------|------|---------|-------|----------|-------|
| TWT  | 6%  | DOGE   | 17%  | KAS     | 137% | CFX     | 1532% | AGIX     | 180%  |
| MKR  | 4%  | CSPR   | 11%  | CFX     | 69%  | AGIX    | 685%  | CFX      | 136%  |
| NEO  | 4%  | TWT    | 10%  | WBT     | 34%  | KAS     | 573%  | OKB      | 118%  |
| XTZ  | 2%  | RUNE   | 10%  | XDC     | 34%  | STX     | 273%  | RPL      | 31%   |
| LDO  | -6% | AGIX   | -7%  | APE     | -12% | TWT     | -10%  | AXS      | -84%  |
| FTM  | -6% | XRP    | -8%  | LUNC    | -14% | BSV     | -15%  | CRO      | -84%  |
| STX  | -6% | CFX    | -13% | MKR     | -22% | LUNC    | -22%  | NEAR     | -87%  |
| DOGE | -8% | STX    | -18% | HT      | -27% | HT      | -23%  | LUNC     | -100% |

## Category Performance

| Category        | 7d  | 30d | 90d  | 180d | 365d | Ecosystem    | 7d | 30d | 90d | 180d | 365d |
|-----------------|-----|-----|------|------|------|--------------|----|-----|-----|------|------|
| Currency        | 1%  | 13% | 31%  | 9%   | -47% | BSC          | 8% | 20% | 63% | 14%  | -54% |
| DEX             | 5%  | 13% | 66%  | 13%  | -65% | Polygon      | 4% | 6%  | 57% | 15%  | -56% |
| Other DeFi      | 5%  | 7%  | 68%  | 28%  | -44% | Polkadot     | 4% | 3%  | 48% | 8%   | -62% |
| Smart Contract  | 2%  | 6%  | 48%  | 0%   | -64% | Cosmos       | 2% | 1%  | 51% | 34%  | -63% |
| Gaming/Entertai | 3%  | 2%  | 47%  | -18% | -73% | Gnosis Chain | 2% | 0%  | 65% | 10%  | -65% |
| Scaling         | -1% | 2%  | 68%  | 34%  | -64% | Avalanche    | 3% | 0%  | 42% | -3%  | -62% |
| Meme            | 5%  | 1%  | 117% | 109% | -37% | Tron         | 2% | 0%  | 30% | 8%   | -37% |
| IoT/Data/Comp.  | 3%  | 1%  | 35%  | -9%  | -69% | Solana       | 0% | -3% | 59% | -21% | -77% |
| CEXs            | 0%  | -2% | 24%  | 4%   | -34% |              |    |     |     |      |      |
| Lending         | 2%  | -4% | 20%  | -32% | -75% |              |    |     |     |      |      |
| Privacy         | -2% | -5% | 12%  | -11% | -65% |              |    |     |     |      |      |

## DeFi

### Total Value Locked, LTM, \$b

### Top TVL By Protocol, \$b

| Protocol | TVL (\$b) |
|----------|-----------|
| LDO      | 11        |
| MKR      | 8         |
| AAVE     | 6         |
| CRV      | 5         |
| UNI      | 4         |

### DefiPulse Index, LTM

## Trading Volume

| Aggregate Volumes by Product, \$b |    |     |       |     | Top Derivatives Exchanges, \$m and bps |        |        |     |     | Top Spot Exchanges, \$m |       |        |
|-----------------------------------|----|-----|-------|-----|--|--------|--------|-----|-----|-------------------------|-------|--------|
| Product                           | 1d | 7d  | 30d   | O/I | Exchange                               | 1d Vol | O/I    | Mkr | Tkr | Exchange                | Score | 1d Vol |
| Spot                              | 23 | 169 | 1,050 | n/a | Binance                                | 43,216 | 36,932 | 2.0 | 4.0 | Binance                 | 9.9   | 9,298  |
| Perpetuals                        | 58 | 390 | 2,400 | 15  | Bybit                                  | 10,227 | 4,621  | 1.0 | 6.0 | Coinbase                | 8.2   | 1,060  |
| Futures                           | 0  | 2   | 14    | 0   | OKX                                    | 13,393 | 2,448  | 2.0 | 5.0 | Kraken                  | 7.9   | 532    |
| Options*                          | 1  | 7   | 44    | n/a | KuCoin                                 | 2,177  | 1,817  | 2.0 | 6.0 | KuCoin                  | 7.3   | 637    |

| 20 Day Volume - Top 100 Tokens, \$b |  | Top Volume, 1d, \$m |        | Top Volume, %20d Avg |      | Low Volume, %20d Avg |     |
|-------------------------------------|--|---------------------|--------|----------------------|------|----------------------|-----|
|                                     |  | USDT                | 70,947 | KLAY                 | 561% | ARB                  | 0%  |
|                                     |  | ETH                 | 53,398 | ETH                  | 465% | USDP                 | 27% |
|                                     |  | BTC                 | 15,867 | TWT                  | 450% | STX                  | 30% |
|                                     |  | USDC                | 4,127  | MIOTA                | 255% | AGIX                 | 31% |
|                                     |  | BUSD                | 2,897  | USDT                 | 194% | OKB                  | 46% |

## Traditional Finance

| Global Equity Markets* |     |          |     |         |       |     | SPX vs. BTC, LTM |  |
|------------------------|-----|----------|-----|---------|-------|-----|------------------|--|
|                        | US  | US Grwth | UK  | Germany | Japan | HK  |                  |  |
| 1D                     | 0%  | -1%      | 0%  | -1%     | -1%   | -1% |                  |  |
| 7D                     | 1%  | 0%       | 1%  | 0%      | 0%    | 0%  |                  |  |
| 90D                    | 5%  | 18%      | 3%  | 8%      | 6%    | -6% |                  |  |
| 365D                   | -9% | -11%     | -4% | 3%      | -3%   | -8% |                  |  |

| 10-Year Treasury Yields |       |        |       |         |       |       | Commodities & FX |       |       |       |         |         |
|-------------------------|-------|--------|-------|---------|-------|-------|------------------|-------|-------|-------|---------|---------|
|                         | US    | Brazil | UK    | Germany | Japan | HK    | Last             | WTI   | Gas   | Gold  | USD/EUR | USD/JPY |
| Last                    | 3.30% | 12.58% | 3.44% | 2.16%   | 0.46% | 2.80% | Last             | 80.1  | 2.13  | 2,030 | 0.92    | 131.6   |
| 1d Chg                  | 0.01  | -0.02  | 0.01  | -0.02   | -0.01 | -0.06 | 1d % Chg         | -0.6% | -1.2% | -0.3% | 0.1%    | 0.2%    |

## Correlations

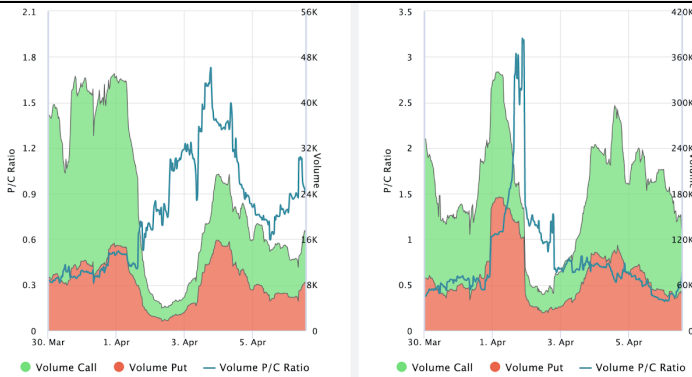
| Intra-Crypto Correlations, LTM |      |      |      |      |      |      | Rolling 3M Correlations, LTM |  |
|--------------------------------|------|------|------|------|------|------|------------------------------|--|
|                                | BTC  | ETH  | BNB  | XRP  | ADA  | DOGE |                              |  |
| BTC                            |      |      |      |      |      |      |                              |  |
| ETH                            | 0.89 |      |      |      |      |      |                              |  |
| BNB                            | 0.81 | 0.82 |      |      |      |      |                              |  |
| XRP                            | 0.69 | 0.72 | 0.69 |      |      |      |                              |  |
| ADA                            | 0.79 | 0.80 | 0.78 | 0.75 |      |      |                              |  |
| DOGE                           | 0.64 | 0.67 | 0.63 | 0.57 | 0.66 |      |                              |  |

## Crypto News

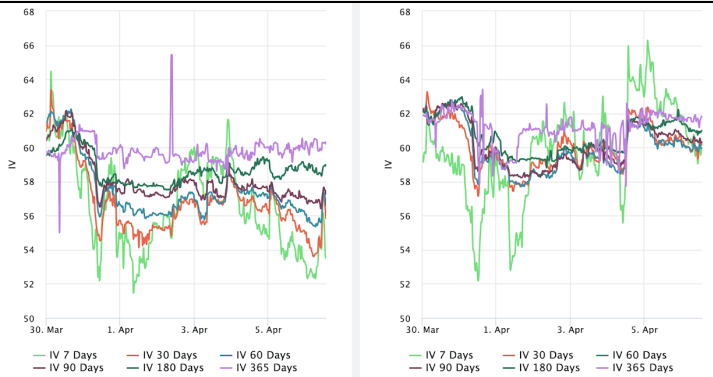
- [OPNX fizzles at open, with a paltry \\$13.64 in volume during the first 24 hours - The Block](#)
- [MicroStrategy adds to massive bitcoin bet, takes total to 140,000 BTC - The Block](#)
- [Former Coinbase employee ready to settle insider trading case with SEC - The Block](#)
- [Binance Australia Derivatives license canceled by securities regulator - Cointelegraph](#)
- [Jane Street, Tower Research and Radix are Binance's 'VIP' clients in CFTC suit: Report - Cointelegraph](#)
- [Arbitrum poses new governance proposals after community furor - Cointelegraph](#)
- [Coinbase supports new court action to remove Tornado Cash ban - Cointelegraph](#)
- [Peru considering CBDC to improve payment system: Former IMF adviser - Cointelegraph](#)

## Crypto Options

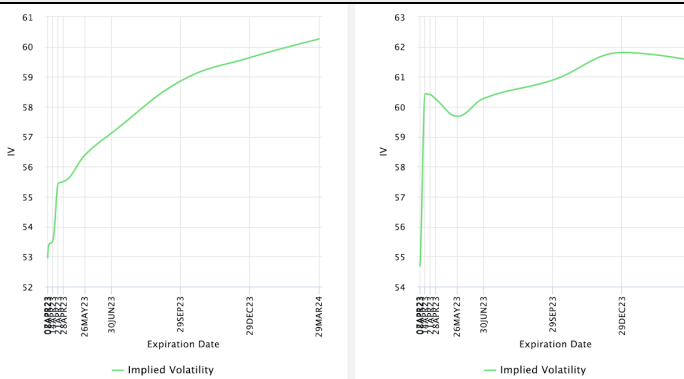
### Options Volume & Put/Call Ratio (BTC LHS ; ETH RHS), 1d



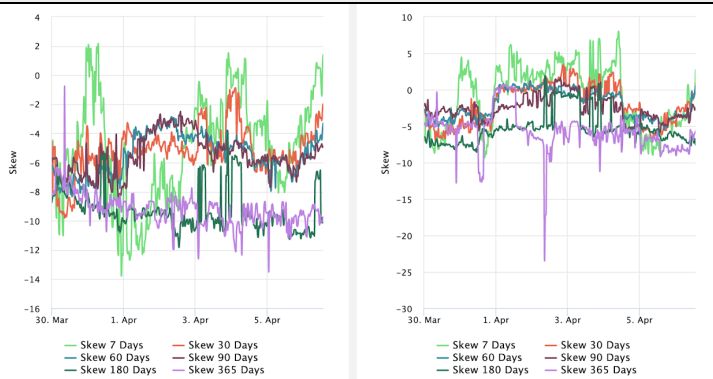
### ATM Implied Volatility (BTC LHS ; ETH RHS)



### ATM Implied Vol Term Structure (BTC LHS ; ETH RHS)

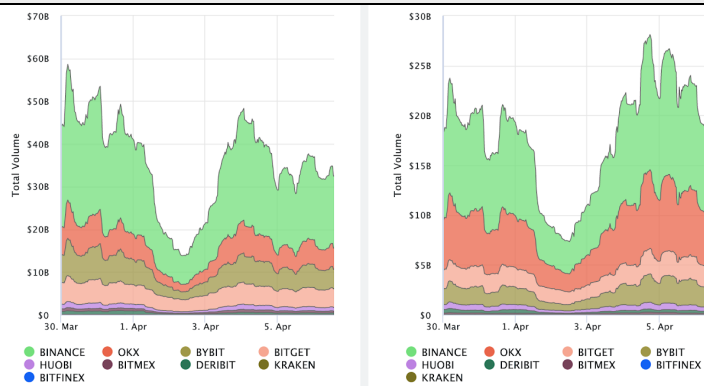


### 25 Delta Skew (BTC LHS ; ETH RHS)

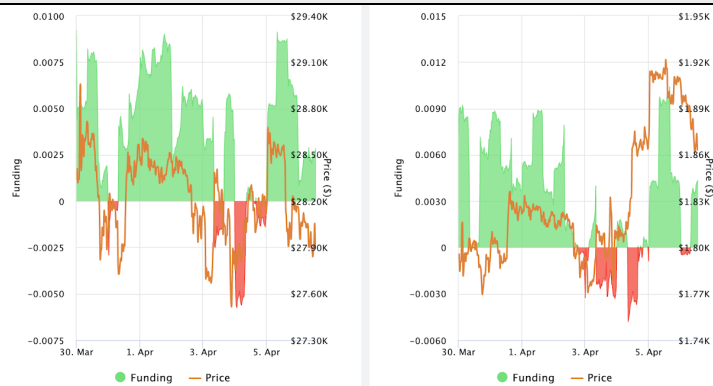


## Crypto Futures

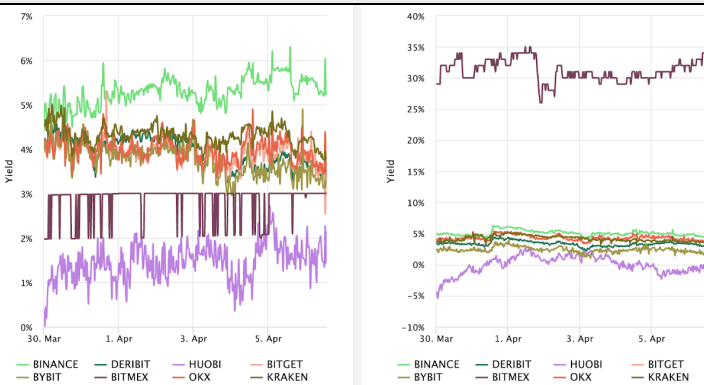
### Futures Volume (BTC LHS ; ETH RHS), 1d



### Volume Weighted Funding Rate (BTC LHS ; ETH RHS), 1d



### Annualized Basis (BTC LHS ; ETH RHS), 3m



### Liquidations (BTC LHS ; ETH RHS), 1d



### About GSR

GSR is a global leader in digital asset trading, market making, OTC derivatives, and investments. We operate in a culture of excellence and leverage our first-rate reputation, deep relationships and proprietary trading technology to move swiftly and capitalize on market opportunities.

GSR's experienced team brings together decades of institutional trading expertise, while our industry-leading proprietary technology stack anchors everything we do.

Our main service areas are: market making; proprietary and algorithmic trading; client execution; structured products; risk management solutions; and portfolio investments.

For more information or if we can help with anything, please see [gsr.io](https://gsr.io) or contact us at [gsr@gsr.io](mailto:gsr@gsr.io).

Follow GSR for more content: [Twitter](#) [Telegram](#) [LinkedIn](#)

### Authors

Matt Kunke, Research Analyst [Twitter](#) [Telegram](#) [LinkedIn](#)  
Brian Rudick, Senior Strategist [Twitter](#) [Telegram](#) [LinkedIn](#)

### Required Disclosures

*This material is provided by GSR (the "Firm") solely for informational purposes, is intended only for sophisticated, institutional investors and does not constitute an offer or commitment, a solicitation of an offer or commitment, or any advice or recommendation, to enter into or conclude any transaction (whether on the terms shown or otherwise), or to provide investment services in any state or country where such an offer or solicitation or provision would be illegal. The Firm is not and does not act as an advisor or fiduciary in providing this material.*

*This material is not a research report, and not subject to any of the independence and disclosure standards applicable to research reports prepared pursuant to FINRA or CFTC research rules. This material is not independent of the Firm's proprietary interests, which may conflict with the interests of any counterparty of the Firm. The Firm trades instruments discussed in this material for its own account, may trade contrary to the views expressed in this material, and may have positions in other related instruments.*

*Information contained herein is based on sources considered to be reliable, but is not guaranteed to be accurate or complete. Any opinions or estimates expressed herein reflect a judgment made by the author(s) as of the date of publication, and are subject to change without notice. Trading and investing in digital assets involves significant risks including price volatility and illiquidity and may not be suitable for all investors. The Firm is not liable whatsoever for any direct or consequential loss arising from the use of this material. Copyright of this material belongs to GSR. Neither this material nor any copy thereof may be taken, reproduced or redistributed, directly or indirectly, without prior written permission of GSR.*

### Sources

\*All options data is based on Deribit and Options-based graphs are from Laevidas based on Deribit data. Market returns are based on price returns for the following ETFs: VOO, QQQ, EWU, EWG, EWJ, and EWH.

|               |                |             |               |                   |
|---------------|----------------|-------------|---------------|-------------------|
| CoinGecko     | Santiment      | DefiLlama   | CoinMarketCap | Laevidas          |
| Investing.com | Google Finance | TradingView | Deribit       | WoldCoinIndex.com |