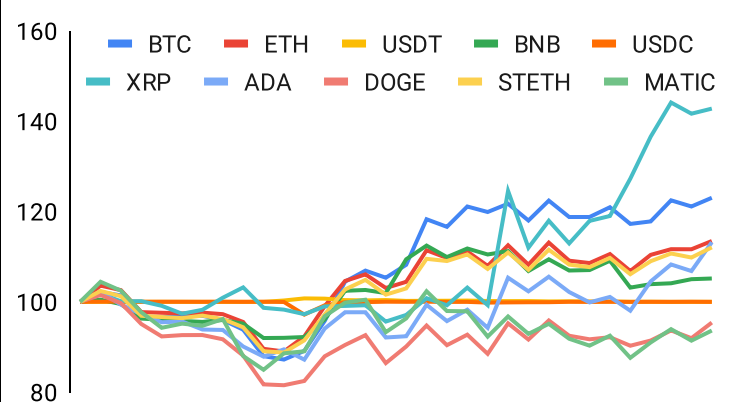
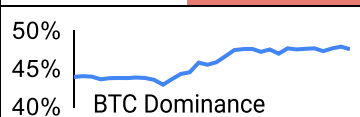


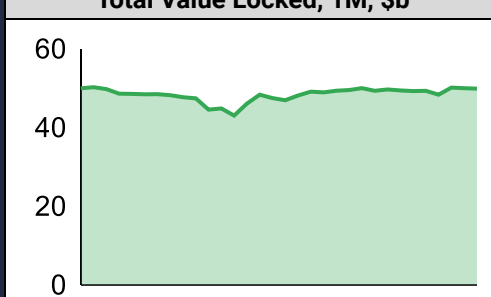
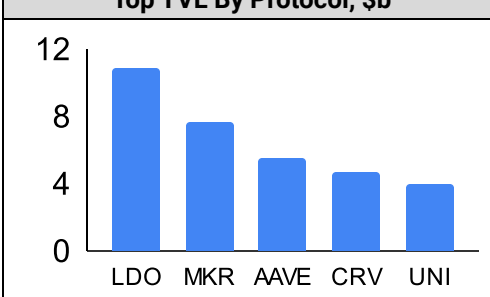
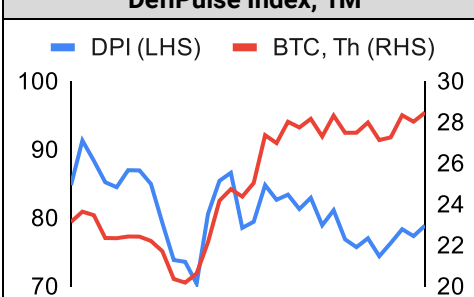
Crypto Leaderboard

Rank	Name	Ticker	Price	MC, \$b	1M	One Month Performance					
1	Bitcoin	BTC	28,478	551	23%		BTC	ETH	USDT	BNB	USDC
2	Ethereum	ETH	1,822	219	13%						
3	Tether	USDT	1.00	80	0%						
4	BNB	BNB	317	50	5%						
5	USD Coin	USDC	1.00	33	0%						
6	Ripple	XRP	0.54	28	43%						
7	Cardano	ADA	0.40	14	13%						
8	Dogecoin	DOGE	0.08	11	-5%						
9	Lido	STETH	1,809	11	12%						
10	Polygon	MATIC	1.12	10	-6%						

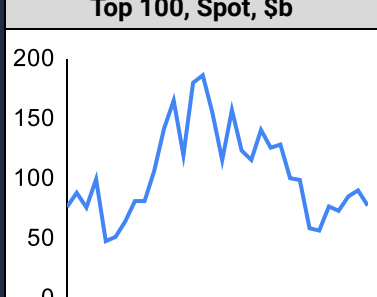
One-Month Performance

By Token		By Category		By Ecosystem		Traditional Finance	
KAS	208%	Currency	5%	BSC	-1%	Gold	7.7%
CFX	84%	DEX	3%	Polygon	-7%	Nasdaq	6.7%
MASK	68%	Smart Contract	-7%	Avalanche	-7%	SPX	3.5%
XDC	61%	Other DeFi	-8%	Gnosis Chain	-8%	HSI	3.1%
XRP	42%	CEXs	-9%	Tron	-8%	EUR/USD	2.5%
WBT	39%	Lending	-10%	Polkadot	-10%	NIKKEI	2.2%
DASH	-21%	Gaming/Entertainment	-12%	Solana	-10%	DAX	1.7%
LUNC	-22%	Scaling	-12%	Cosmos	-12%	WTI	-1.8%
KLAY	-23%	IoT/Data/Comp	-12%			USD/JPY	-2.6%
LDO	-25%	Privacy	-13%			FTSE	-3.1%
HT	-31%	Meme	-15%			Gas	-19.3%

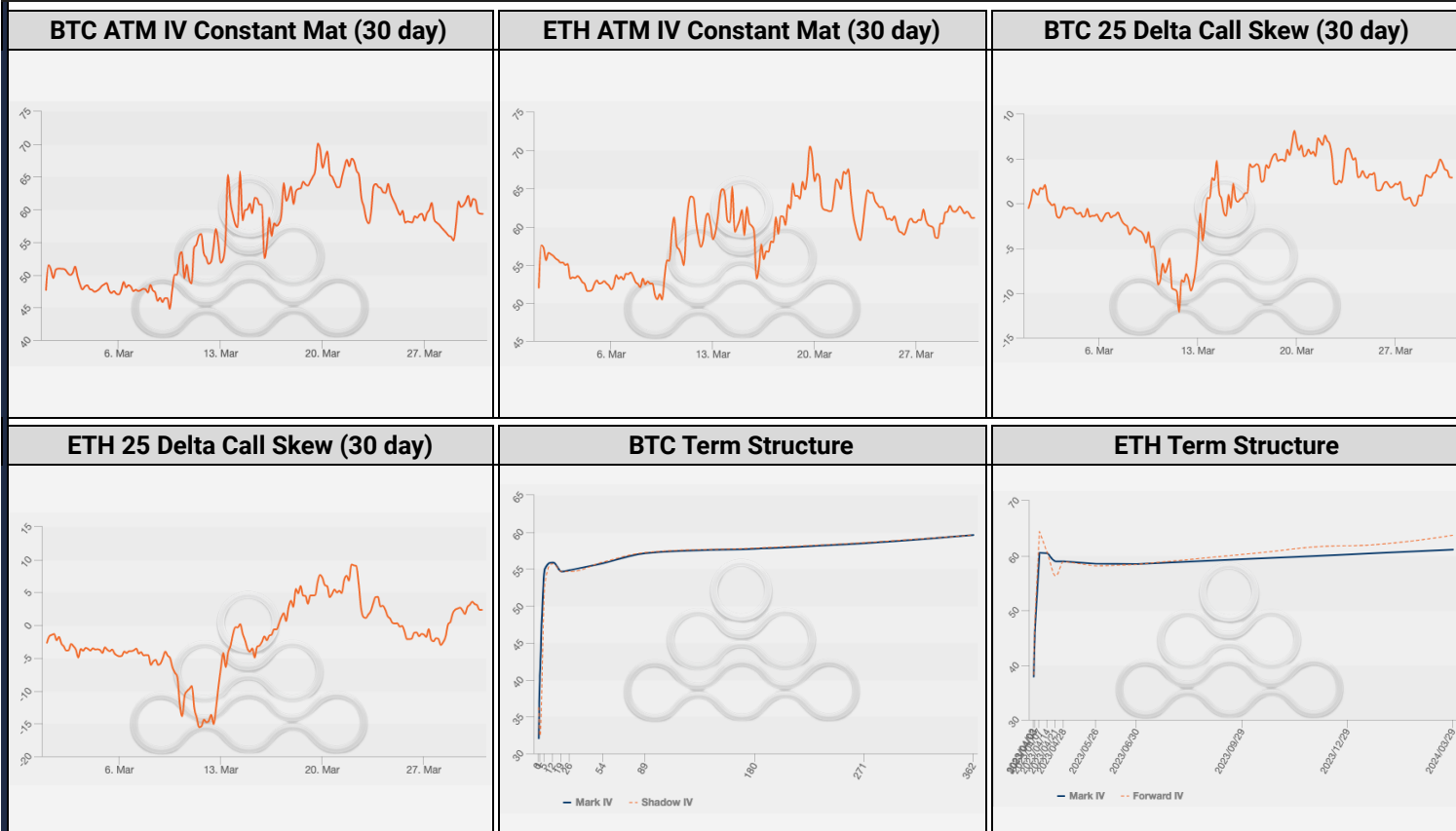
Defi

Total Value Locked, 1M, \$b	Top TVL By Protocol, \$b	DefiPulse Index, 1M
		

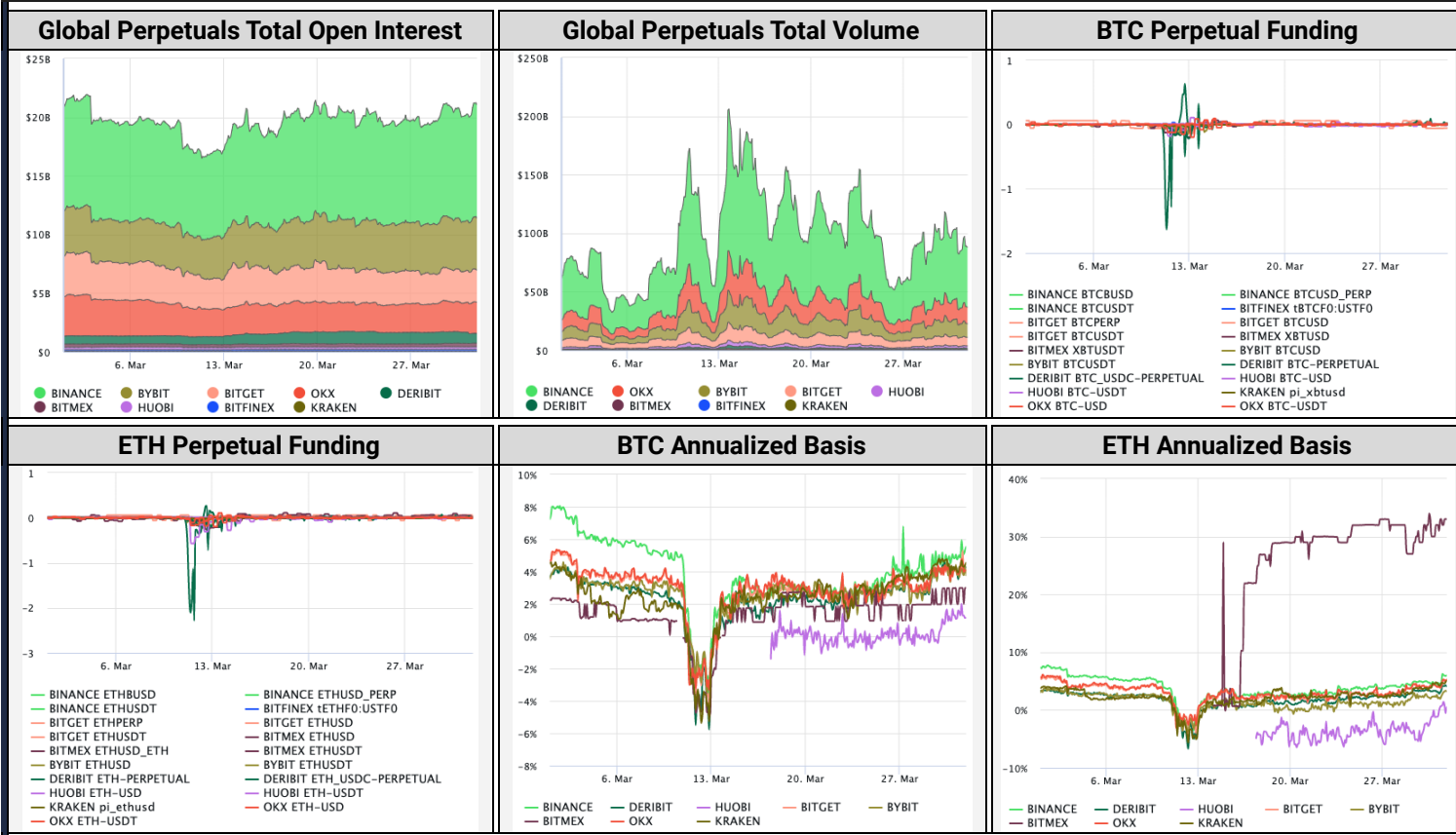
One-Month Trading Volumes

Top 100, Spot, \$b	Top Spot by Token, \$b	Top Spot Exchanges, \$b	Aggregate Derivs Vols, \$b																																														
	<table border="1"> <tr><td>USDT</td><td>1,279</td></tr> <tr><td>BTC</td><td>883</td></tr> <tr><td>ETH</td><td>303</td></tr> <tr><td>BUSD</td><td>182</td></tr> <tr><td>USDC</td><td>178</td></tr> <tr><td>XRP</td><td>52</td></tr> <tr><td>LTC</td><td>20</td></tr> </table>	USDT	1,279	BTC	883	ETH	303	BUSD	182	USDC	178	XRP	52	LTC	20	<table border="1"> <tr><td>Binance</td><td>556.4</td></tr> <tr><td>Upbit</td><td>66.8</td></tr> <tr><td>OKX</td><td>57.4</td></tr> <tr><td>Coinbase</td><td>49.4</td></tr> <tr><td>Gate.io</td><td>42.8</td></tr> <tr><td>Kraken</td><td>28.1</td></tr> <tr><td>KuCoin</td><td>24.5</td></tr> </table>	Binance	556.4	Upbit	66.8	OKX	57.4	Coinbase	49.4	Gate.io	42.8	Kraken	28.1	KuCoin	24.5	<table border="1"> <tr> <th></th> <th>1M</th> <th>O/I</th> </tr> <tr> <td>Spot</td> <td>1,080</td> <td>na</td> </tr> <tr> <td>Perpetuals</td> <td>2,410</td> <td>17</td> </tr> <tr> <td>Futures</td> <td>14</td> <td>0</td> </tr> <tr> <td>Options</td> <td></td> <td></td> </tr> <tr> <td>Total</td> <td>3,504</td> <td>17</td> </tr> </table>		1M	O/I	Spot	1,080	na	Perpetuals	2,410	17	Futures	14	0	Options			Total	3,504	17
USDT	1,279																																																
BTC	883																																																
ETH	303																																																
BUSD	182																																																
USDC	178																																																
XRP	52																																																
LTC	20																																																
Binance	556.4																																																
Upbit	66.8																																																
OKX	57.4																																																
Coinbase	49.4																																																
Gate.io	42.8																																																
Kraken	28.1																																																
KuCoin	24.5																																																
	1M	O/I																																															
Spot	1,080	na																																															
Perpetuals	2,410	17																																															
Futures	14	0																																															
Options																																																	
Total	3,504	17																																															

Crypto Options (Deribit)



Crypto Futures (Global)



About GSR

GSR is a global leader in digital asset trading, market making, OTC derivatives, and investments. We operate in a culture of excellence and leverage our first-rate reputation, deep relationships and proprietary trading technology to move swiftly and capitalize on market opportunities.

GSR's experienced team brings together decades of institutional trading expertise, while our industry-leading proprietary technology stack anchors everything we do.

Our main service areas are: market making; proprietary and algorithmic trading; client execution; structured products; risk management solutions; and portfolio investments.

For more information or if we can help with anything, please see gsr.io or contact us at gsr@gsr.io.

Follow GSR for more content: [Twitter](#) [Telegram](#) [LinkedIn](#)

Authors

Brian Rudick, Senior Strategist [Twitter](#) [Telegram](#) [LinkedIn](#)
Matt Kunke, Research Analyst [Twitter](#) [Telegram](#) [LinkedIn](#)

Required Disclosures

This material is provided by GSR (the "Firm") solely for informational purposes, is intended only for sophisticated, institutional investors and does not constitute an offer or commitment, a solicitation of an offer or commitment, or any advice or recommendation, to enter into or conclude any transaction (whether on the terms shown or otherwise), or to provide investment services in any state or country where such an offer or solicitation or provision would be illegal. The Firm is not and does not act as an advisor or fiduciary in providing this material.

This material is not a research report, and not subject to any of the independence and disclosure standards applicable to research reports prepared pursuant to FINRA or CFTC research rules. This material is not independent of the Firm's proprietary interests, which may conflict with the interests of any counterparty of the Firm. The Firm trades instruments discussed in this material for its own account, may trade contrary to the views expressed in this material, and may have positions in other related instruments.

Information contained herein is based on sources considered to be reliable, but is not guaranteed to be accurate or complete. Any opinions or estimates expressed herein reflect a judgment made by the author(s) as of the date of publication, and are subject to change without notice. Trading and investing in digital assets involves significant risks including price volatility and illiquidity and may not be suitable for all investors. The Firm is not liable whatsoever for any direct or consequential loss arising from the use of this material. Copyright of this material belongs to GSR. Neither this material nor any copy thereof may be taken, reproduced or redistributed, directly or indirectly, without prior written permission of GSR.

Sources

CoinGecko	Santiment	TradingView	Investing.com	Google Finance
CoinMarketCap	DefiLlama	WorldCoinIndex	The Block	Yahoo Finance
		Amberdata	Laevitas	