



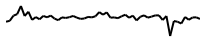







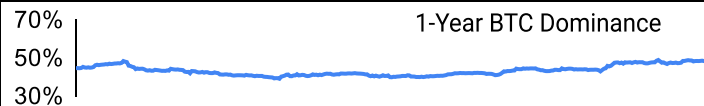
Crypto Leaderboard

Rank	Name	Ticker	Price	24h	7d	30d	24h Vol \$m	MC \$m	1-Year Chart
1	Bitcoin	BTC	\$27,397	2%	-2%	-10%	7,998	530,958	
2	Ethereum	ETH	\$1,827	1%	-2%	-13%	7,273	224,686	
3	Tether	USDT	\$1.00	0%	0%	0%	15,384	82,890	
4	BNB	BNB	\$316	1%	0%	-5%	424	49,896	
5	USD Coin	USDC	\$1.00	0%	0%	0%	4,264	29,978	
6	XRP	XRP	\$0.43	0%	-2%	-18%	709	22,108	
7	Cardano	ADA	\$0.37	1%	0%	-18%	185	12,974	
8	Lido stETH	STETH	\$1,824	1%	-2%	-12%	21	12,185	
9	Dogecoin	DOGE	\$0.07	1%	-3%	-18%	282	10,147	
10	Solana	SOL	\$21.4	2%	1%	-11%	262	8,464	

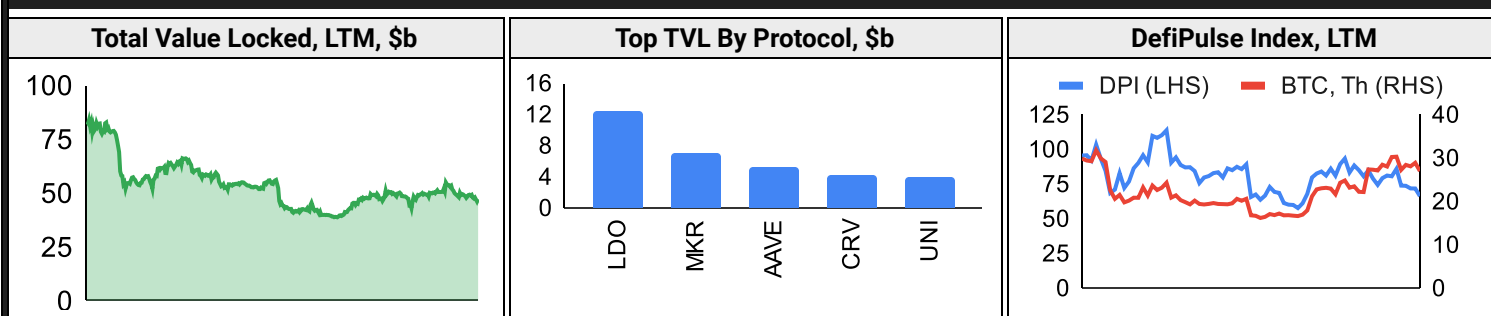
Top & Bottom Performers - Top 100 Tokens

24h		7 Days		30 Days		90 Days		365 Days	
CFX	15%	KAVA	40%	BGB	12%	CFX	416%	OKB	255%
GRT	10%	LDO	23%	RNDR	10%	STX	108%	CFX	231%
LDO	9%	BSV	17%	KAVA	7%	INJ	83%	INJ	190%
FXS	8%	BGB	15%	TRX	7%	XRD	48%	RPL	150%
LEO	-2%	WOO	-11%	APT	-31%	APT	-41%	CRO	-68%
KAVA	-2%	KLAY	-20%	KLAY	-35%	HT	-43%	AXS	-71%
KLAY	-7%	STX	-21%	IMX	-36%	MINA	-45%	FLOW	-75%
Pepe	-9%	Pepe	-26%	OP	-39%	LUNC	-47%	NEAR	-77%

Category Performance

Category	7d	30d	90d	180d	365d	Ecosystem	7d	30d	90d	180d	365d
Currency	5%	-14%	-4%	19%	-23%	Tron	1%	-7%	-6%	20%	-30%
Other DeFi	-1%	-14%	2%	64%	14%	Avalanche	-1%	-18%	-13%	12%	-36%
CEXs	-1%	-16%	-7%	13%	-7%	Polygon	1%	-21%	-13%	25%	-19%
Lending	-4%	-17%	-23%	-16%	-58%	Gnosis Chain	2%	-21%	-13%	25%	-40%
IoT/Data/Comp.	2%	-20%	-22%	0%	-47%	Cosmos	3%	-22%	-17%	40%	-14%
Smart Contract	1%	-21%	-13%	18%	-45%	BSC	1%	-24%	-11%	24%	-15%
Privacy	-1%	-23%	-28%	-6%	-50%	Polkadot	2%	-25%	-21%	10%	-34%
Meme	-1%	-24%	-16%	83%	59%	Solana	0%	-27%	-26%	15%	-61%
Gaming/Entertai	1%	-25%	-25%	-3%	-58%						
Scaling	0%	-29%	-31%	28%	-28%						
DEX	0%	-29%	-21%	4%	-49%						

DeFi



Trading Volume

Aggregate Volumes by Product, \$b					Top Derivatives Exchanges, \$m and bps					Top Spot Exchanges, \$m		
Product	1d	7d	30d	O/I	Exchange	1d Vol	O/I	Mkr	Tkr	Exchange	Score	1d Vol
Spot	14	126	575	n/a	Binance	31,702	80,814	2.0	4.0	Binance	9.9	6,239
Perpetuals	46	388	1,690	16	OKX	11,427	21,586	2.0	5.0	Coinbase	8.4	654
Futures	0	2	8	0	Bybit	6,984	4,379	1.0	6.0	Kraken	8.2	372
Options*	1	6	25	n/a	KuCoin	1,304	1,701	2.0	6.0	KuCoin	7.4	370

Daily Spot Volume, Top 100 Tokens Last 20d, \$b				Top Volume, 1d, \$m		Top Volume, %20d Avg		Low Volume, %20d Avg	
				USDT	20,267	HT	174%	Sui	0%
				BTC	13,478	KLAY	170%	XRD	31%
				ETH	6,323	FLR	167%	RNDR	41%
				USDC	2,851	LDO	162%	STX	47%
				BUSD	1,787	LTC	142%	KCS	48%

Traditional Finance

Global Equity Markets*							SPX vs. BTC, LTM					
	US	US Grwth	UK	Germany	Japan	HK						
1D	0%	0%	0%	0%	0%	-2%						
7D	0%	0%	-2%	-2%	1%	-4%						
90D	0%	6%	1%	3%	4%	-8%						
365D	3%	9%	4%	12%	7%	-6%						

10-Year Treasury Yields							Commodities & FX					
	US	Brazil	UK	Germany	Japan	HK		WTI	Gas	Gold	USD/EUR	USD/JPY
Last	3.48%	11.84%	3.83%	2.31%	0.41%	3.09%	Last	70.4	2.36	2,022	0.92	135.9
1d Chg	0.02	0.00	0.05	0.04	0.00	-0.05	1d % Chg	0.5%	3.9%	0.1%	-0.3%	0.1%

Correlations

Intra-Crypto Correlations, LTM							Rolling 3M Correlations, LTM					
	BTC	ETH	BNB	XRP	ADA	DOGE						
BTC												
ETH	0.88											
BNB	0.79	0.80										
XRP	0.68	0.70	0.63									
ADA	0.79	0.80	0.73	0.71								
DOGE	0.63	0.66	0.60	0.54	0.64							

Crypto News

[Zimbabwe sells millions of gold-backed crypto tokens despite IMF warning - Cointelegraph](#)

[Ethereum developers release patches for recent beacon chain finality issues - The Block](#)

[Do Kwon set to be released after Montenegro court accepts \\$436,000 bail: local press - The Block](#)

[Coinbase compensation disclosure shows CEO Brian Armstrong received \\$6.3 million in security benefits - The Block](#)

[Ethereum's beacon chain suffers brief finality issue, cause still unknown - The Block](#)

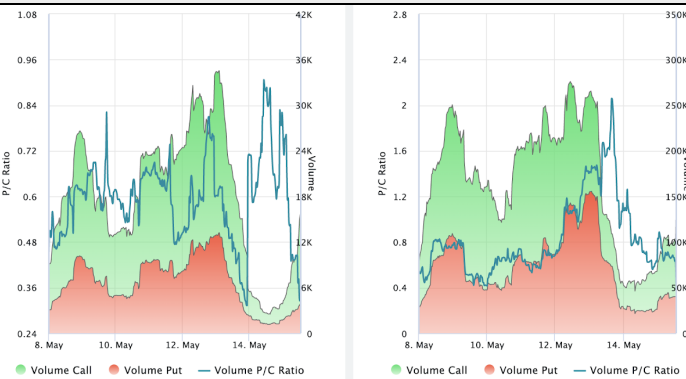
[OpenAI CEO in 'advanced talks' for \\$100M Worldcoin funding: Report - Cointelegraph](#)

['Significant risk' of US Treasury running 'out of funds' soon: Report - Cointelegraph](#)

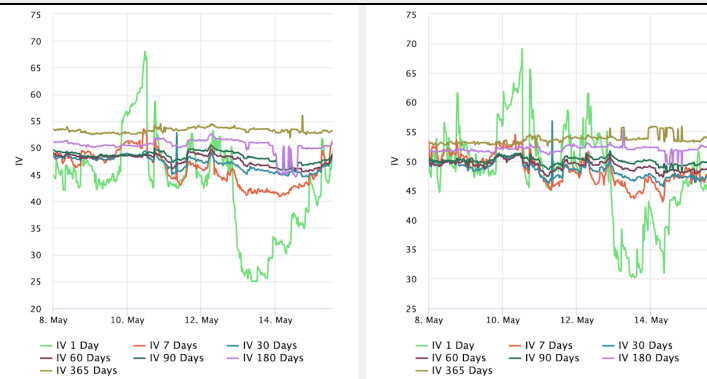
[BTC miner Rhodium faces lawsuit over alleged \\$26M in unpaid fees: Report - Cointelegraph](#)

Crypto Options

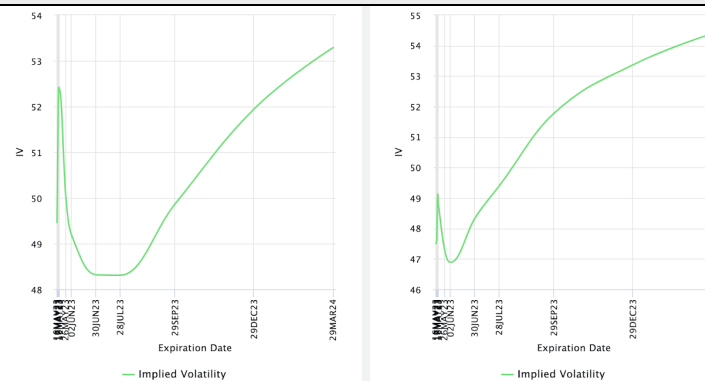
Options Volume & Put/Call Ratio (BTC LHS ; ETH RHS), 1d



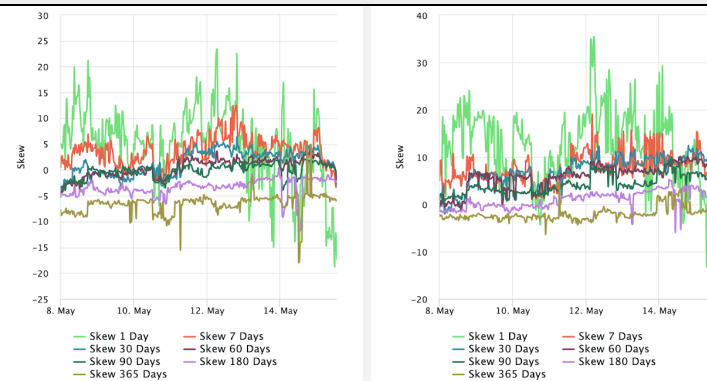
ATM Implied Volatility (BTC LHS ; ETH RHS)



ATM Implied Vol Term Structure (BTC LHS ; ETH RHS)

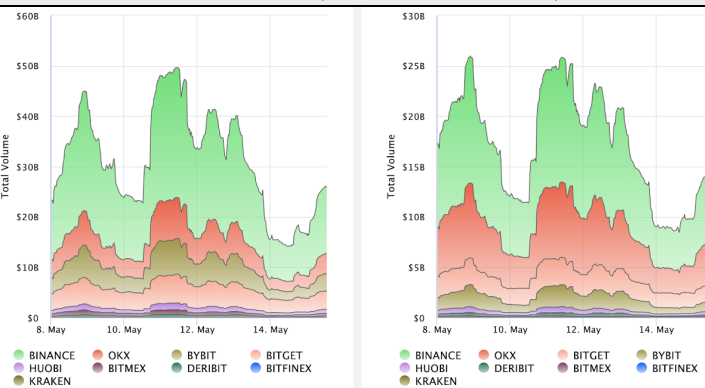


25 Delta Skew (BTC LHS ; ETH RHS)

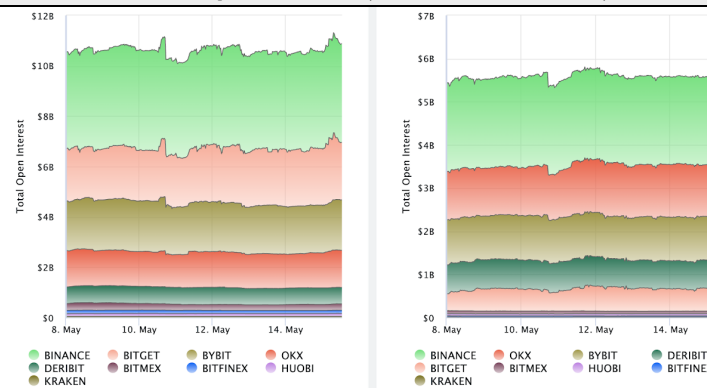


Crypto Futures

Futures Volume (BTC LHS ; ETH RHS), 1d



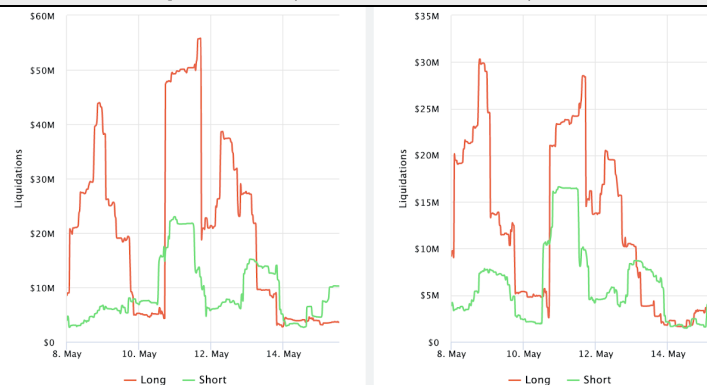
Futures Open Interest (BTC LHS ; ETH RHS)



Volume Weighted Funding Rate (BTC LHS ; ETH RHS), 1d



Liquidations (BTC LHS ; ETH RHS), 1d



About GSR

GSR is a global leader in digital asset trading, market making, OTC derivatives, and investments. We operate in a culture of excellence and leverage our first-rate reputation, deep relationships and proprietary trading technology to move swiftly and capitalize on market opportunities.

GSR's experienced team brings together decades of institutional trading expertise, while our industry-leading proprietary technology stack anchors everything we do.

Our main service areas are: market making; proprietary and algorithmic trading; client execution; structured products; risk management solutions; and portfolio investments.

For more information or if we can help with anything, please see gsr.io or contact us at gsr@gsr.io.

Follow GSR for more content: [Twitter](#) [Telegram](#) [LinkedIn](#)

Authors

Matt Kunke, Research Analyst [Twitter](#) [Telegram](#) [LinkedIn](#)

Brian Rudick, Senior Strategist [Twitter](#) [Telegram](#) [LinkedIn](#)

Required Disclosures

This material is provided by GSR (the "Firm") solely for informational purposes, is intended only for sophisticated, institutional investors and does not constitute an offer or commitment, a solicitation of an offer or commitment, or any advice or recommendation, to enter into or conclude any transaction (whether on the terms shown or otherwise), or to provide investment services in any state or country where such an offer or solicitation or provision would be illegal. The Firm is not and does not act as an advisor or fiduciary in providing this material.

This material is not a research report, and not subject to any of the independence and disclosure standards applicable to research reports prepared pursuant to FINRA or CFTC research rules. This material is not independent of the Firm's proprietary interests, which may conflict with the interests of any counterparty of the Firm. The Firm trades instruments discussed in this material for its own account, may trade contrary to the views expressed in this material, and may have positions in other related instruments.

Information contained herein is based on sources considered to be reliable, but is not guaranteed to be accurate or complete. Any opinions or estimates expressed herein reflect a judgment made by the author(s) as of the date of publication, and are subject to change without notice. Trading and investing in digital assets involves significant risks including price volatility and illiquidity and may not be suitable for all investors. The Firm is not liable whatsoever for any direct or consequential loss arising from the use of this material. Copyright of this material belongs to GSR. Neither this material nor any copy thereof may be taken, reproduced or redistributed, directly or indirectly, without prior written permission of GSR.

Sources

*All options data is based on Deribit and Options-based graphs are from Laevidas based on Deribit data. Market returns are based on price returns for the following ETFs: VOO, QQQ, EWU, EWG, EWJ, and EWH.

CoinGecko
Investing.com

Santiment
Google Finance

DefiLlama
TradingView

CoinMarketCap
Deribit

Laevidas
WoldCoinIndex.com