

## Crypto Leaderboard

Rank	Name	Ticker	Price	24h	7d	30d	24h Vol \$m	MC \$m	1-Year Chart
1	Bitcoin	BTC	\$27,772	0%	-1%	-3%	17,350	538,083	
2	Ethereum	ETH	\$1,848	-1%	1%	-1%	8,982	222,484	
3	Tether	USDT	\$1.00	0%	0%	0%	16,193	82,363	
4	BNB	BNB	\$315	-1%	-4%	0%	575	49,726	
5	USD Coin	USDC	\$1.00	1%	0%	0%	5,423	30,233	
6	XRP	XRP	\$0.43	-2%	-8%	-16%	1,303	22,165	
7	Cardano	ADA	\$0.37	-1%	-5%	-6%	317	12,866	
8	Lido stETH	STETH	\$1,848	-1%	1%	0%	30	11,818	
9	Dogecoin	DOGE	\$0.07	-2%	-7%	-12%	589	10,219	
10	Polygon	MATIC	\$0.89	-5%	-7%	-19%	399	8,272	

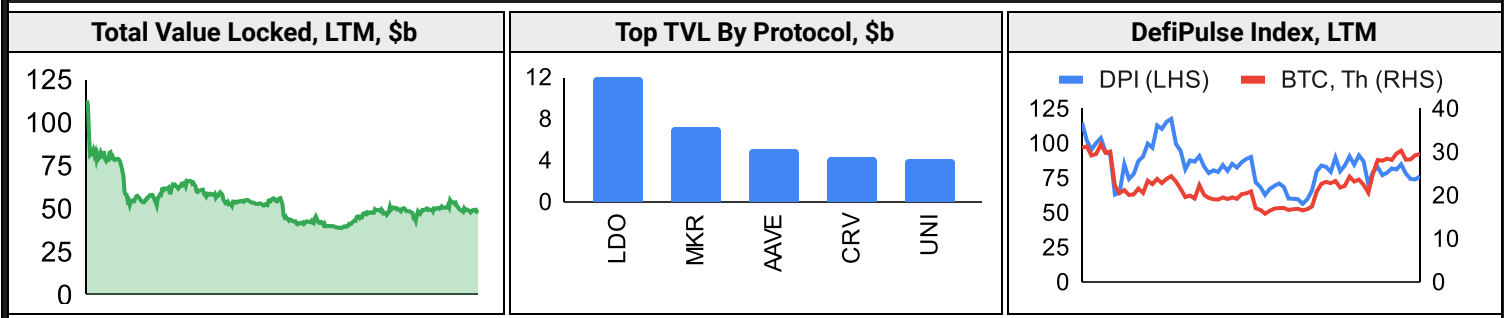
## Top & Bottom Performers - Top 100 Tokens

24h		7 Days		30 Days		90 Days		365 Days	
BSV	28%	PEPE	68%	XRD	50%	CFX	294%	OKB	224%
BGB	11%	BSV	18%	RNDR	35%	KAS	210%	CFX	147%
LDO	11%	BGB	15%	CSPR	25%	STX	121%	INJ	109%
KAVA	10%	KAVA	4%	INJ	11%	BGB	83%	RPL	93%
KLAY	-7%	LUNC	-18%	IMX	-27%	HT	-44%	AXS	-73%
INJ	-8%	INJ	-19%	LUNC	-32%	FXS	-44%	FLOW	-78%
STX	-11%	RNDR	-19%	CFX	-32%	APT	-45%	NEAR	-83%
PEPE	-12%	XRD	-23%	KAS	-35%	LUNC	-53%	LUNC	-100%

## Category Performance

Category	7d	30d	90d	180d	365d	Ecosystem	7d	30d	90d	180d	365d
CEXs	-6%	-3%	-13%	-3%	-11%	Tron	-4%	-8%	-10%	4%	-37%
Other DeFi	-3%	-4%	-1%	55%	-8%	Avalanche	-6%	-10%	-18%	4%	-41%
Lending	-9%	-9%	-29%	-25%	-62%	Polygon	-8%	-13%	-18%	17%	-32%
Currency	-3%	-10%	-8%	13%	-28%	Cosmos	-10%	-14%	-25%	27%	-33%
Smart Contract	-8%	-14%	-20%	3%	-51%	Gnosis Chain	-8%	-17%	-21%	14%	-49%
Meme	-9%	-15%	-23%	67%	30%	BSC	-12%	-19%	-15%	19%	-31%
IoT/Data/Comp.	-9%	-16%	-30%	-12%	-53%	Polkadot	-12%	-19%	-26%	-2%	-47%
Privacy	-10%	-18%	-29%	-9%	-54%	Solana	-12%	-20%	-31%	-4%	-68%
Gaming/Entertai	-12%	-20%	-35%	-14%	-60%						
Scaling	-14%	-22%	-27%	13%	-39%						
DEX	-12%	-25%	-27%	-3%	-57%						

## DeFi



## Trading Volume

Aggregate Volumes by Product, \$b					Top Derivatives Exchanges, \$m and bps					Top Spot Exchanges, \$m		
Product	1d	7d	30d	O/I	Exchange	1d Vol	O/I	Mkr	Tkr	Exchange	Score	1d Vol
Spot	20	118	584	n/a	Binance	40,567	63,036	2.0	4.0	Binance	9.9	8,268
Perpetuals	56	370	1,660	16	Bybit	9,839	4,403	1.0	6.0	Coinbase	8.5	1,033
Futures	0	2	7	0	OKX	14,105	19,798	2.0	5.0	Kraken	8.2	565
Options*	1	6	27	n/a	KuCoin	2,035	1,707	2.0	6.0	KuCoin	7.5	616

Daily Volume (Last 20d) - Top 100 Tokens, \$b				Top Volume, 1d, \$m		Top Volume, %20d Avg		Low Volume, %20d Avg	
				USDT	27,372	BSV	605%	SUI	0%
				BTC	16,341	XEC	411%	CRO	31%
				ETH	7,768	KAVA	339%	USDP	43%
				USDC	3,614	BGB	265%	XRD	52%
				BUSD	2,429	LDO	260%	OKB	55%

## Traditional Finance

Global Equity Markets*							SPX vs. BTC, LTM	
	US	US Grwth	UK	Germany	Japan	HK		
1D	0%	0%	0%	0%	0%	0%		
7D	0%	1%	1%	1%	2%	1%		
90D	0%	6%	5%	5%	3%	-4%		
365D	4%	9%	10%	18%	8%	1%		

10-Year Treasury Yields							Commodities & FX					
	US	Brazil	UK	Germany	Japan	HK	Last	WTI	Gas	Gold	USD/EUR	USD/JPY
Last	3.52%	12.27%	3.87%	2.32%	0.42%	3.18%	Last	72.6	2.28	2,033	0.91	135.2
1d Chg	0.00	-0.01	0.10	0.00	0.00	-0.05	1d % Chg	-0.8%	2.0%	0.0%	0.5%	0.1%

## Correlations

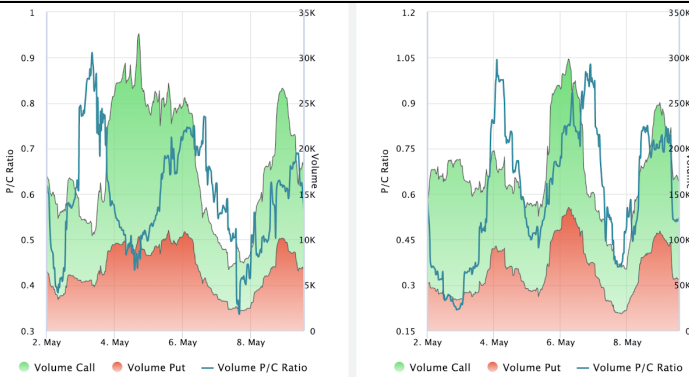
Intra-Crypto Correlations, LTM							Rolling 3M Correlations, LTM	
	BTC	ETH	BNB	XRP	ADA	DOGE		
BTC								
ETH	0.88							
BNB	0.79	0.80						
XRP	0.68	0.71	0.66					
ADA	0.78	0.80	0.75	0.73				
DOGE	0.63	0.67	0.62	0.56	0.66			

## Crypto News

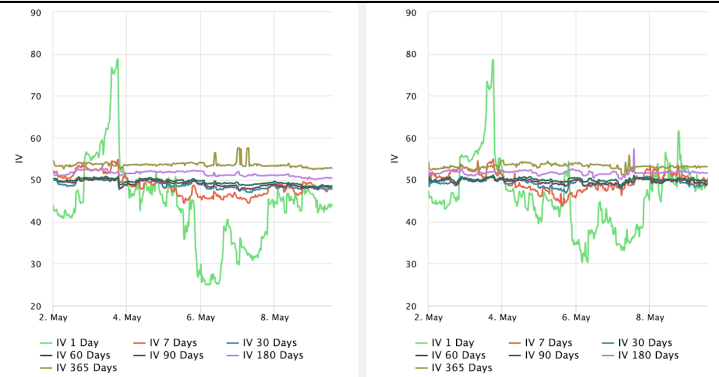
- [Coinbase legal chief sends letter to SEC on RIA rulemaking - Cointelegraph](#)
- [Spotify reportedly deletes thousands of AI-generated songs - Cointelegraph](#)
- [Bitcoin ordinals hit Binance NFT Marketplace in latest update - Cointelegraph](#)
- [Ordinals inscriptions approach 4.8M, nearly doubling in just over a week - Cointelegraph](#)
- [FTX founder Sam Bankman-Fried urges court to dismiss charges - Cointelegraph](#)
- [Bittrex files for Chapter 11 bankruptcy just weeks after SEC charges - Cointelegraph](#)
- [MakerDAO launches Spark Protocol, a new DeFi lending solution for DAI users - Cointelegraph](#)
- [Paxful restarts marketplace operations for the first time since April - Cointelegraph](#)

## Crypto Options

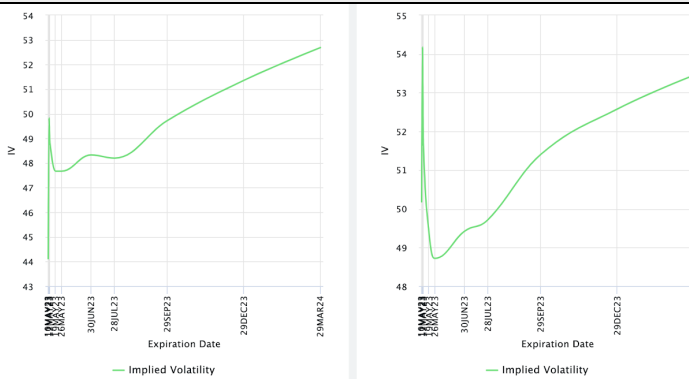
### Options Volume & Put/Call Ratio (BTC LHS ; ETH RHS), 1d



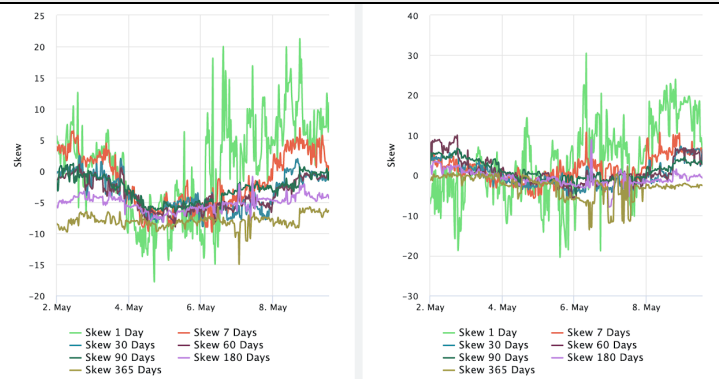
### ATM Implied Volatility (BTC LHS ; ETH RHS)



### ATM Implied Vol Term Structure (BTC LHS ; ETH RHS)

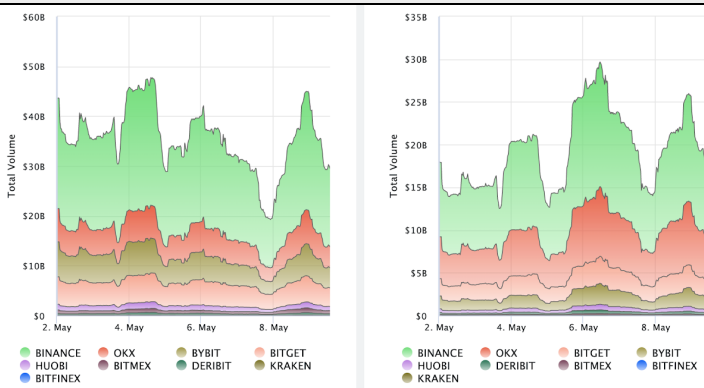


### 25 Delta Skew (BTC LHS ; ETH RHS)

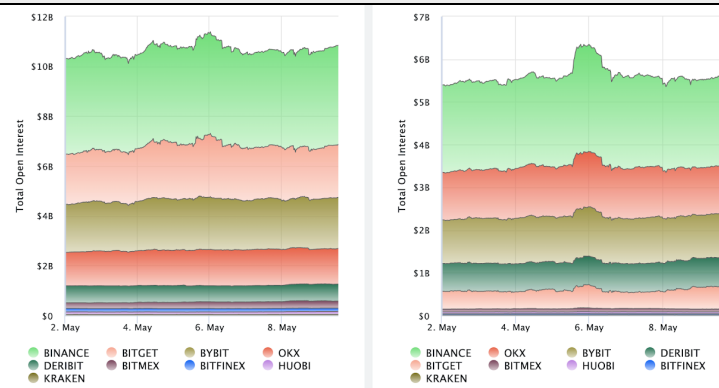


## Crypto Futures

### Futures Volume (BTC LHS ; ETH RHS), 1d



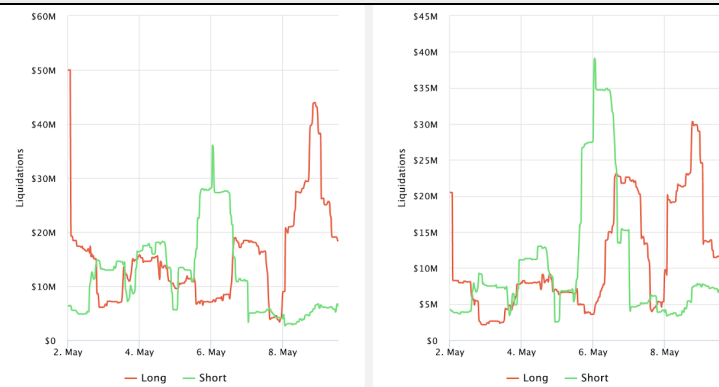
### Futures Open Interest (BTC LHS ; ETH RHS)



### Volume Weighted Funding Rate (BTC LHS ; ETH RHS), 1d



### Liquidations (BTC LHS ; ETH RHS), 1d



### About GSR

GSR is a global leader in digital asset trading, market making, OTC derivatives, and investments. We operate in a culture of excellence and leverage our first-rate reputation, deep relationships and proprietary trading technology to move swiftly and capitalize on market opportunities.

GSR's experienced team brings together decades of institutional trading expertise, while our industry-leading proprietary technology stack anchors everything we do.

Our main service areas are: market making; proprietary and algorithmic trading; client execution; structured products; risk management solutions; and portfolio investments.

For more information or if we can help with anything, please see [gsr.io](https://gsr.io) or contact us at [gsr@gsr.io](mailto:gsr@gsr.io).

Follow GSR for more content: [Twitter](#) [Telegram](#) [LinkedIn](#)

### Authors

Matt Kunke, Research Analyst [Twitter](#) [Telegram](#) [LinkedIn](#)  
Brian Rudick, Senior Strategist [Twitter](#) [Telegram](#) [LinkedIn](#)

### Required Disclosures

*This material is provided by GSR (the "Firm") solely for informational purposes, is intended only for sophisticated, institutional investors and does not constitute an offer or commitment, a solicitation of an offer or commitment, or any advice or recommendation, to enter into or conclude any transaction (whether on the terms shown or otherwise), or to provide investment services in any state or country where such an offer or solicitation or provision would be illegal. The Firm is not and does not act as an advisor or fiduciary in providing this material.*

*This material is not a research report, and not subject to any of the independence and disclosure standards applicable to research reports prepared pursuant to FINRA or CFTC research rules. This material is not independent of the Firm's proprietary interests, which may conflict with the interests of any counterparty of the Firm. The Firm trades instruments discussed in this material for its own account, may trade contrary to the views expressed in this material, and may have positions in other related instruments.*

*Information contained herein is based on sources considered to be reliable, but is not guaranteed to be accurate or complete. Any opinions or estimates expressed herein reflect a judgment made by the author(s) as of the date of publication, and are subject to change without notice. Trading and investing in digital assets involves significant risks including price volatility and illiquidity and may not be suitable for all investors. The Firm is not liable whatsoever for any direct or consequential loss arising from the use of this material. Copyright of this material belongs to GSR. Neither this material nor any copy thereof may be taken, reproduced or redistributed, directly or indirectly, without prior written permission of GSR.*

### Sources

\*All options data is based on Deribit and Options-based graphs are from Laevidas based on Deribit data. Market returns are based on price returns for the following ETFs: VOO, QQQ, EWU, EWG, EWJ, and EWH.

CoinGecko	Santiment	DefiLlama	CoinMarketCap	Laevidas
Investing.com	Google Finance	TradingView	Deribit	WoldCoinIndex.com