

## Crypto Leaderboard

Rank	Name	Ticker	Price	24h	7d	30d	24h Vol \$m	MC \$m	1-Year Chart
1	Bitcoin	BTC	\$28,164	2%	-2%	-5%	15,669	544,860	
2	Ethereum	ETH	\$1,877	2%	0%	-2%	7,429	225,552	
3	Tether	USDT	\$1.00	0%	0%	0%	19,627	82,543	
4	BNB	BNB	\$315	0%	-2%	-1%	523	49,768	
5	USD Coin	USDC	\$1.00	0%	0%	0%	4,587	30,093	
6	XRP	XRP	\$0.43	1%	-7%	-17%	1,023	22,384	
7	Cardano	ADA	\$0.37	1%	-6%	-7%	266	12,936	
8	Lido stETH	STETH	\$1,875	2%	0%	-1%	36	12,055	
9	Dogecoin	DOGE	\$0.07	2%	-6%	-12%	354	10,366	
10	Solana	SOL	\$21.2	2%	-5%	1%	350	8,361	

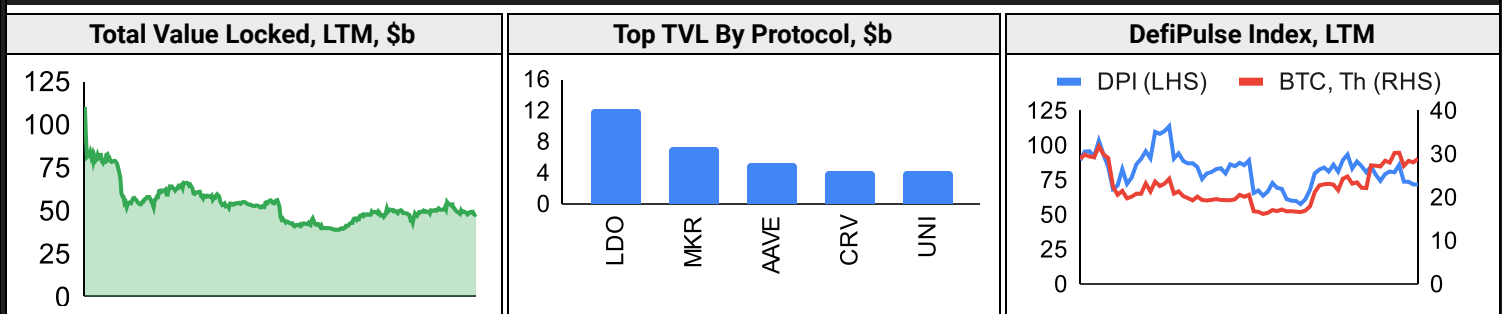
## Top & Bottom Performers - Top 100 Tokens

24h		7 Days		30 Days		90 Days		365 Days	
KAVA	11%	PEPE	72%	XRD	52%	CFX	399%	OKB	208%
KAS	8%	BGB	17%	RNDR	28%	KAS	260%	CFX	167%
LUNC	7%	BSV	14%	CSPR	22%	STX	132%	INJ	120%
ARB	7%	KAVA	13%	INJ	7%	INJ	105%	RPL	88%
CHZ	-2%	LUNC	-14%	LUNC	-27%	APT	-36%	AXS	-71%
TKX	-2%	INJ	-14%	STX	-28%	HT	-40%	FLOW	-80%
PEPE	-2%	IMX	-15%	KAS	-32%	LUNC	-43%	NEAR	-83%
STX	-4%	OP	-19%	CFX	-37%	FXS	-45%	LUNC	-100%

## Category Performance

Category	7d	30d	90d	180d	365d	Ecosystem	7d	30d	90d	180d	365d
CEXs	-6%	-4%	-5%	6%	-14%	Tron	-2%	-8%	-2%	10%	-38%
Other DeFi	-4%	-7%	5%	63%	-9%	Avalanche	-7%	-11%	-8%	9%	-42%
Lending	-8%	-10%	-21%	-18%	-63%	Cosmos	-8%	-14%	-14%	34%	-31%
Currency	-3%	-11%	-1%	16%	-29%	Polygon	-8%	-14%	-7%	23%	-32%
Meme	-7%	-13%	-7%	78%	28%	BSC	-11%	-17%	-3%	27%	-29%
Smart Contract	-8%	-15%	-9%	11%	-51%	Gnosis Chain	-8%	-17%	-11%	17%	-50%
IoT/Data/Comp.	-9%	-16%	-20%	-6%	-54%	Polkadot	-12%	-19%	-17%	5%	-46%
Privacy	-9%	-18%	-22%	-4%	-53%	Solana	-12%	-19%	-21%	3%	-67%
Gaming/Entertai	-11%	-20%	-24%	-8%	-61%						
Scaling	-16%	-24%	-19%	19%	-42%						
DEX	-13%	-25%	-17%	1%	-56%						

## DeFi



## Trading Volume

Aggregate Volumes by Product, \$b					Top Derivatives Exchanges, \$m and bps				Top Spot Exchanges, \$m			
Product	1d	7d	30d	O/I	Exchange	1d Vol	O/I	Mkr	Tkr	Exchange	Score	1d Vol
Spot	17	127	601	n/a	Binance	35,259	61,785	2.0	4.0	Binance	9.9	7,407
Perpetuals	53	392	1,730	16	OKX	12,446	20,455	2.0	5.0	Coinbase	8.4	883
Futures	0	2	7	0	Bybit	8,256	4,470	1.0	6.0	Kraken	8.3	558
Options*	1	6	28	n/a	KuCoin	1,639	1,708	2.0	6.0	KuCoin	7.4	502

Daily Volume (Last 20d) - Top 100 Tokens, \$b		Top Volume, 1d, \$m		Top Volume, %20d Avg		Low Volume, %20d Avg	
		USDT	23,930	BSV	501%	SUI	0%
		BTC	15,214	KAVA	321%	CRO	24%
		ETH	6,886	LUNC	219%	XRD	31%
		USDC	3,313	HT	212%	OKB	35%
		BUSD	2,155	BGB	183%	EGLD	44%

## Traditional Finance

Global Equity Markets*							SPX vs. BTC, LTM	
	US	US Grwth	UK	Germany	Japan	HK		
1D	0%	-1%	-1%	-1%	1%	-2%		
7D	1%	1%	1%	0%	2%	-1%		
90D	1%	7%	4%	4%	4%	-7%		
365D	3%	7%	9%	16%	9%	-2%		

10-Year Treasury Yields							Commodities & FX					
	US	Brazil	UK	Germany	Japan	HK	Last	WTI	Gas	Gold	USD/EUR	USD/JPY
Last	3.47%	12.37%	3.86%	2.31%	0.41%	3.21%	Last	73.2	2.21	2,042	0.91	134.6
1d Chg	-0.05	-0.02	0.00	-0.03	0.00	-0.05	1d % Chg	-0.7%	-2.6%	0.0%	-0.2%	-0.4%

## Correlations

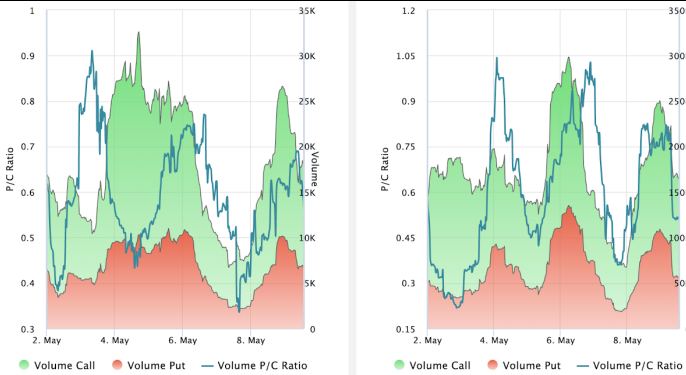
Intra-Crypto Correlations, LTM							Rolling 3M Correlations, LTM	
	BTC	ETH	BNB	XRP	ADA	DOGE		
BTC								
ETH	0.88							
BNB	0.79	0.80						
XRP	0.68	0.71	0.66					
ADA	0.78	0.80	0.75	0.73				
DOGE	0.63	0.67	0.62	0.56	0.66			

## Crypto News

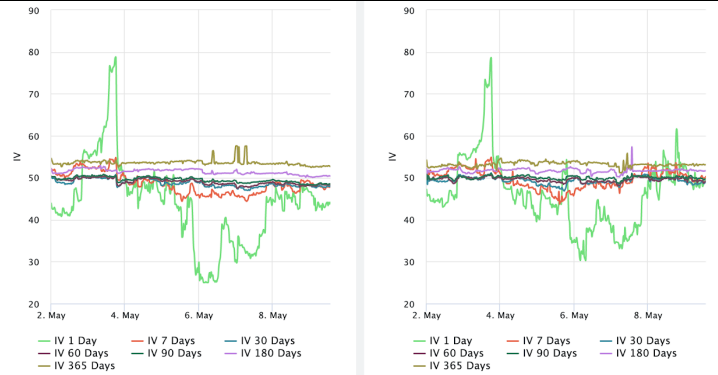
- [Ethereum validators earn a record \\$46M as staking rewards rate surges - Cointelegraph](#)
- [Buzzfeed shuts news division, leans into AI - Cointelegraph](#)
- [Biden calls to end \\$18B 'crypto tax loopholes' — community begs to differ - Cointelegraph](#)
- [Aragon launches defensive measures against Arca's '51% attack' - Cointelegraph](#)
- [Grayscale expands ETF business, puts forward 3 new crypto funds - Cointelegraph](#)
- [Shaquille O'Neal claims process servers 'tossed' FTX legal papers at his moving car - Cointelegraph](#)
- [BoE fintech head says crypto doesn't 'fulfill any of the functions of money' - Cointelegraph](#)
- [5 ways AI is helping to improve customer service in e-commerce - Cointelegraph](#)

## Crypto Options

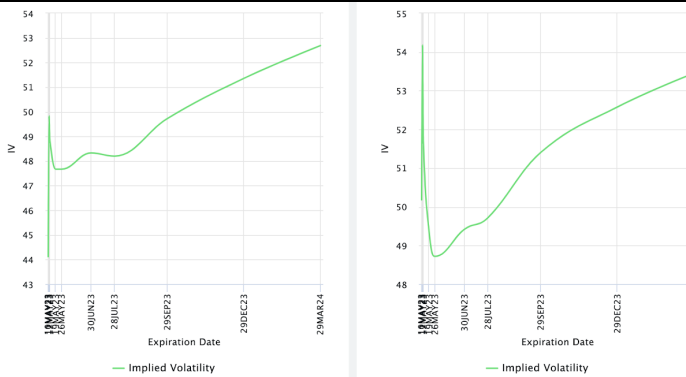
### Options Volume & Put/Call Ratio (BTC LHS ; ETH RHS), 1d



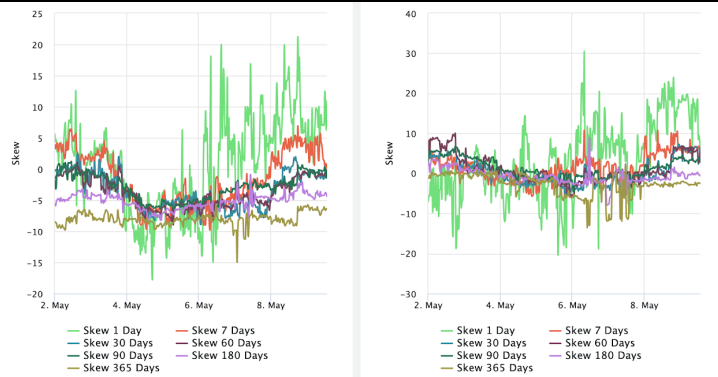
### ATM Implied Volatility (BTC LHS ; ETH RHS)



### ATM Implied Vol Term Structure (BTC LHS ; ETH RHS)

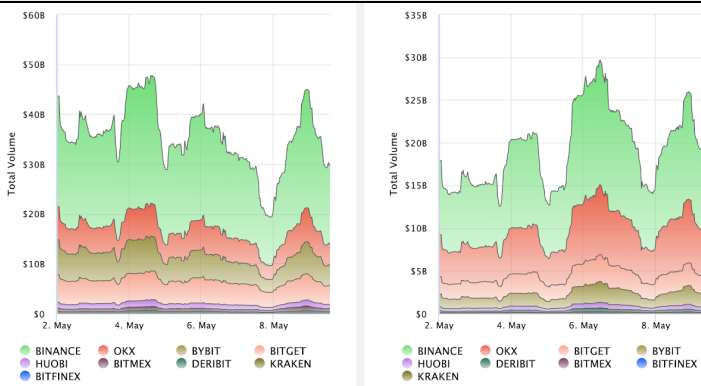


### 25 Delta Skew (BTC LHS ; ETH RHS)

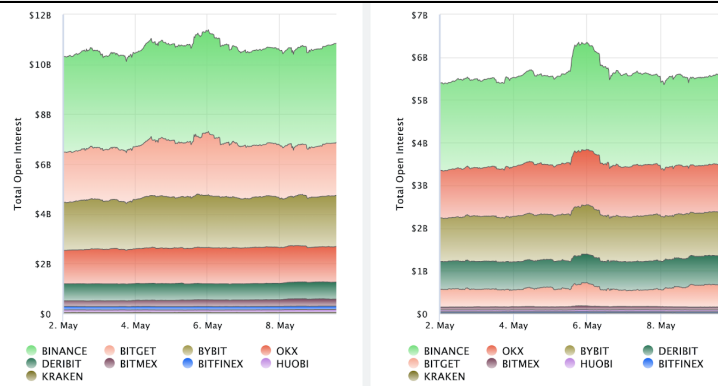


## Crypto Futures

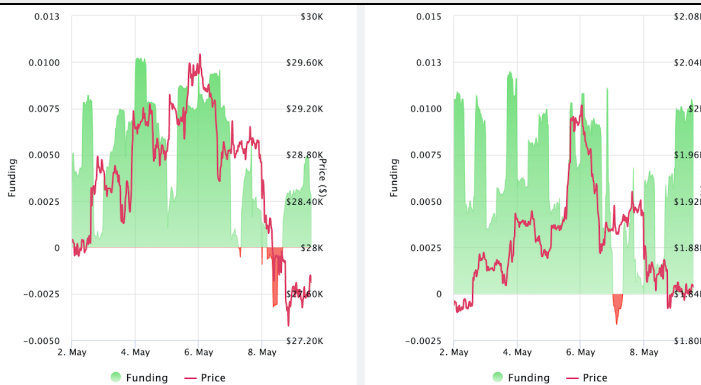
### Futures Volume (BTC LHS ; ETH RHS), 1d



### Futures Open Interest (BTC LHS ; ETH RHS)



### Volume Weighted Funding Rate (BTC LHS ; ETH RHS), 1d



### Liquidations (BTC LHS ; ETH RHS), 1d



### About GSR

GSR is a global leader in digital asset trading, market making, OTC derivatives, and investments. We operate in a culture of excellence and leverage our first-rate reputation, deep relationships and proprietary trading technology to move swiftly and capitalize on market opportunities.

GSR's experienced team brings together decades of institutional trading expertise, while our industry-leading proprietary technology stack anchors everything we do.

Our main service areas are: market making; proprietary and algorithmic trading; client execution; structured products; risk management solutions; and portfolio investments.

For more information or if we can help with anything, please see [gsr.io](https://gsr.io) or contact us at [gsr@gsr.io](mailto:gsr@gsr.io).

Follow GSR for more content: [Twitter](#) [Telegram](#) [LinkedIn](#)

### Authors

Matt Kunke, Research Analyst [Twitter](#) [Telegram](#) [LinkedIn](#)  
Brian Rudick, Senior Strategist [Twitter](#) [Telegram](#) [LinkedIn](#)

### Required Disclosures

*This material is provided by GSR (the "Firm") solely for informational purposes, is intended only for sophisticated, institutional investors and does not constitute an offer or commitment, a solicitation of an offer or commitment, or any advice or recommendation, to enter into or conclude any transaction (whether on the terms shown or otherwise), or to provide investment services in any state or country where such an offer or solicitation or provision would be illegal. The Firm is not and does not act as an advisor or fiduciary in providing this material.*

*This material is not a research report, and not subject to any of the independence and disclosure standards applicable to research reports prepared pursuant to FINRA or CFTC research rules. This material is not independent of the Firm's proprietary interests, which may conflict with the interests of any counterparty of the Firm. The Firm trades instruments discussed in this material for its own account, may trade contrary to the views expressed in this material, and may have positions in other related instruments.*

*Information contained herein is based on sources considered to be reliable, but is not guaranteed to be accurate or complete. Any opinions or estimates expressed herein reflect a judgment made by the author(s) as of the date of publication, and are subject to change without notice. Trading and investing in digital assets involves significant risks including price volatility and illiquidity and may not be suitable for all investors. The Firm is not liable whatsoever for any direct or consequential loss arising from the use of this material. Copyright of this material belongs to GSR. Neither this material nor any copy thereof may be taken, reproduced or redistributed, directly or indirectly, without prior written permission of GSR.*

### Sources

\*All options data is based on Deribit and Options-based graphs are from Laevidas based on Deribit data. Market returns are based on price returns for the following ETFs: VOO, QQQ, EWU, EWG, EWJ, and EWH.

CoinGecko	Santiment	DefiLlama	CoinMarketCap	Laevidas
Investing.com	Google Finance	TradingView	Deribit	WoldCoinIndex.com