

Crypto Leaderboard

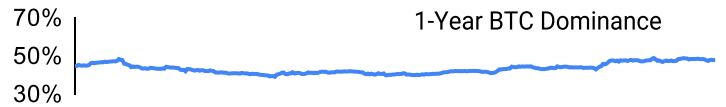
Rank	Name	Ticker	Price	24h	7d	30d	24h Vol \$m	MC \$m	1-Year Chart
1	Bitcoin	BTC	\$26,727	-1%	-5%	-9%	12,628	517,374	
2	Ethereum	ETH	\$1,798	-1%	-4%	-13%	5,947	216,109	
3	Tether	USDT	\$1.00	0%	0%	0%	16,719	82,934	
4	BNB	BNB	\$309	0%	-2%	-9%	376	48,764	
5	USD Coin	USDC	\$1.00	0%	0%	0%	3,489	29,662	
6	XRP	XRP	\$0.45	6%	3%	-13%	1,677	23,204	
7	Cardano	ADA	\$0.37	1%	0%	-15%	186	12,894	
8	Lido stETH	STETH	\$1,796	-1%	-5%	-14%	10	11,314	
9	Dogecoin	DOGE	\$0.07	2%	-1%	-20%	309	10,233	
10	Solana	SOL	\$20.6	-1%	-3%	-16%	320	8,145	

Top & Bottom Performers - Top 100 Tokens

24h		7 Days		30 Days		90 Days		365 Days	
AXS	8%	LTC	13%	Pepe	2312%	CFX	115%	OKB	251%
MANA	7%	LDO	11%	BGB	9%	STX	100%	CFX	248%
OP	6%	CFX	9%	TRX	7%	INJ	69%	INJ	168%
XRP	6%	MANA	6%	LEO	5%	XRD	53%	RPL	133%
KAVA	-4%	INJ	-10%	APT	-31%	HT	-43%	AXS	-66%
CFX	-4%	BSV	-14%	INJ	-32%	APT	-43%	CRO	-69%
XRD	-6%	KLAY	-15%	OP	-34%	LUNC	-45%	FLOW	-74%
Pepe	-9%	Pepe	-23%	IMX	-34%	MINA	-46%	NEAR	-75%

Category Performance

Category	7d	30d	90d	180d	365d	Ecosystem	7d	30d	90d	180d	365d
Currency	0%	-12%	-6%	18%	-21%	Tron	-1%	-7%	-7%	20%	-29%
CEXs	-3%	-15%	-11%	11%	-8%	Avalanche	-2%	-20%	-14%	14%	-35%
Lending	-2%	-15%	-22%	-15%	-58%	Polygon	-2%	-22%	-15%	25%	-19%
Other DeFi	-2%	-17%	-4%	59%	10%	Cosmos	-2%	-22%	-20%	38%	-15%
Smart Contract	-1%	-21%	-16%	18%	-43%	Gnosis Chain	-1%	-22%	-16%	25%	-39%
IoT/Data/Comp.	-2%	-22%	-25%	-1%	-47%	BSC	-3%	-25%	-12%	24%	-16%
Privacy	-2%	-22%	-29%	-5%	-49%	Polkadot	-2%	-25%	-22%	10%	-35%
Gaming/Entertai	1%	-25%	-25%	0%	-54%	Solana	0%	-27%	-28%	22%	-59%
Meme	-6%	-26%	-35%	78%	44%						
DEX	-1%	-29%	-23%	8%	-48%						
Scaling	-1%	-31%	-34%	27%	-28%						



DeFi

Total Value Locked, LTM, \$b	Top TVL By Protocol, \$b	DefiPulse Index, LTM

Trading Volume

Aggregate Volumes by Product, \$b					Top Derivatives Exchanges, \$m and bps				Top Spot Exchanges, \$m			
Product	1d	7d	30d	O/I	Exchange	1d Vol	O/I	Mkr	Tkr	Exchange	Score	1d Vol
Spot	14	112	539	n/a	Binance	32,202	9,763	2.0	4.0	Binance	9.9	6,352
Perpetuals	47	345	1,610	17	OKX	10,765	26,755	2.0	5.0	Coinbase	8.6	793
Futures	0	2	8	0	Bybit	6,521	4,491	1.0	6.0	Kraken	8.2	425
Options*	0	6	24	n/a	KuCoin	1,211	1,752	2.0	6.0	KuCoin	7.4	363

Daily Spot Volume, Top 100 Tokens Last 20d, \$b		Top Volume, 1d, \$m		Top Volume, %20d Avg		Low Volume, %20d Avg	
		USDT	20,632	AXS	604%	Sui	0%
		BTC	12,807	MANA	335%	ICP	38%
		ETH	5,546	SAND	217%	Pepe	41%
		USDC	2,703	LTC	182%	STETH	42%
		BUSD	1,831	XRP	181%	STX	44%

Traditional Finance

Global Equity Markets*							SPX vs. BTC, LTM	
	US	US Grwth	UK	Germany	Japan	HK		
1D	-1%	0%	-1%	-1%	0%	-2%		
7D	-1%	1%	-1%	-1%	1%	-1%		
90D	0%	8%	2%	3%	6%	-5%		
365D	0%	7%	2%	9%	7%	-7%		

10-Year Treasury Yields							Commodities & FX					
	US	Brazil	UK	Germany	Japan	HK	Last	WTI	Gas	Gold	USD/EUR	USD/JPY
Last	3.53%	11.73%	3.83%	2.31%	0.36%	3.22%	Last	71.7	2.35	1,989	0.92	137.1
1d Chg	-0.02	-0.01	0.01	-0.03	0.00	-0.05	1d % Chg	1.2%	-1.1%	-0.2%	0.3%	0.6%

Correlations

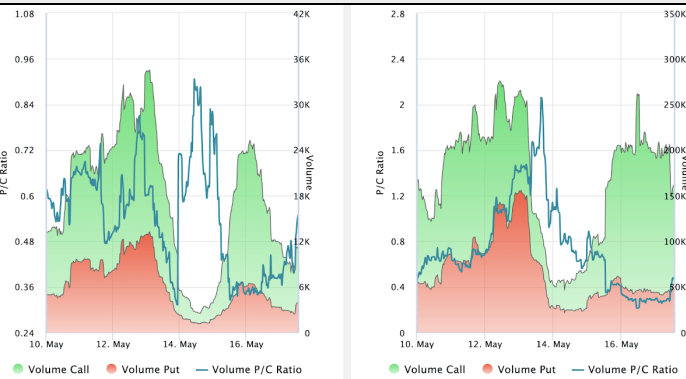
Intra-Crypto Correlations, LTM							Rolling 3M Correlations, LTM	
	BTC	ETH	BNB	XRP	ADA	DOGE		
BTC								
ETH	0.88							
BNB	0.79	0.80						
XRP	0.67	0.70	0.63					
ADA	0.78	0.80	0.73	0.71				
DOGE	0.63	0.66	0.59	0.53	0.64			

Crypto News

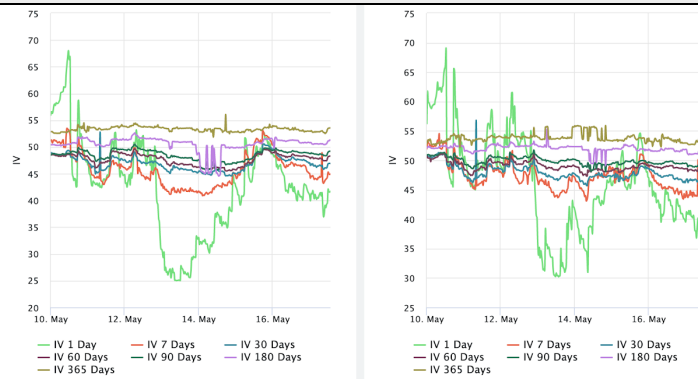
- [Coinbase is a 'hold' amid 'too much regulatory risk,' says Berenberg - The Block](#)
- [Blockchain in space - Cointelegraph](#)
- [Chinese prosecutors to crack down on 'pseudo-innovation' in NFT market - Cointelegraph](#)
- ['Is that legal?' — Elon Musk chides OpenAI's for-profit pivot after his \\$50M investment - Cointelegraph](#)
- [Anchorage Digital opens up DeFi voting for custody clients - Cointelegraph](#)
- [Distributed ledger tech could save TradFi \\$100B a year: Lobby group - Cointelegraph](#)
- [Celsius adds over 428K stETH to Lido's lengthening withdrawal queue - Cointelegraph](#)
- [Bancor DAO hit with class-action suit over impermanent loss protection promises - Cointelegraph](#)

Crypto Options

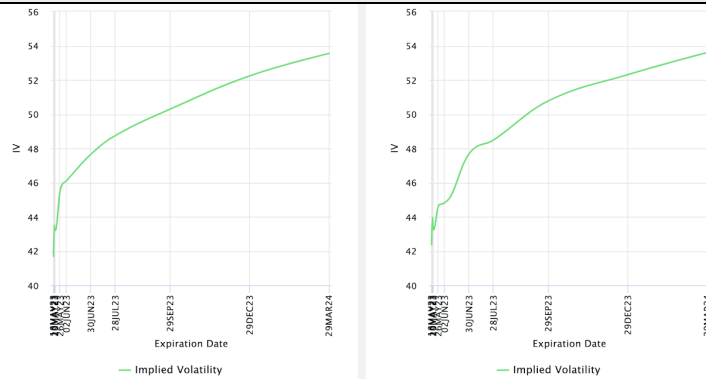
Options Volume & Put/Call Ratio (BTC LHS ; ETH RHS), 1d



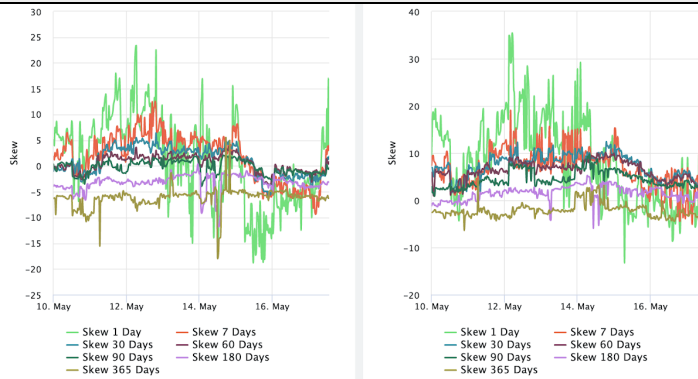
ATM Implied Volatility (BTC LHS ; ETH RHS)



ATM Implied Vol Term Structure (BTC LHS ; ETH RHS)

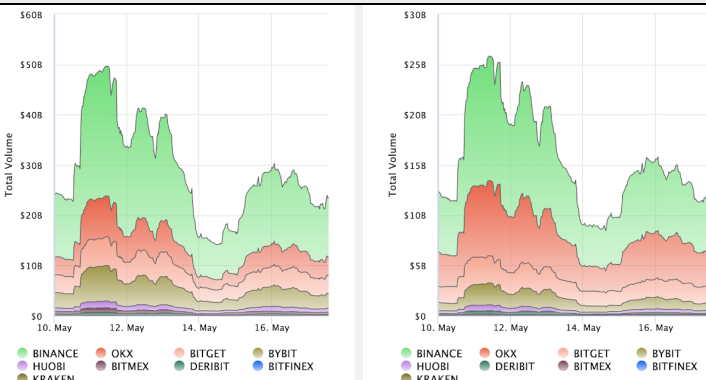


25 Delta Skew (BTC LHS ; ETH RHS)

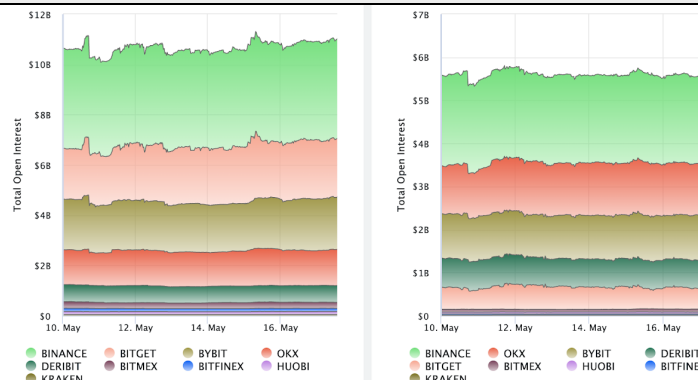


Crypto Futures

Futures Volume (BTC LHS ; ETH RHS), 1d



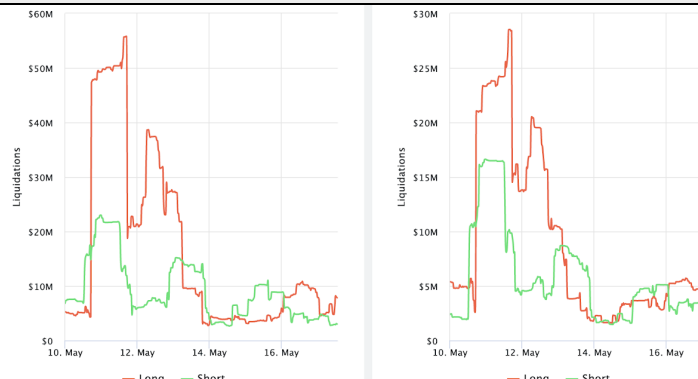
Futures Open Interest (BTC LHS ; ETH RHS)



Volume Weighted Funding Rate (BTC LHS ; ETH RHS), 1d



Liquidations (BTC LHS ; ETH RHS), 1d



About GSR

GSR is a global leader in digital asset trading, market making, OTC derivatives, and investments. We operate in a culture of excellence and leverage our first-rate reputation, deep relationships and proprietary trading technology to move swiftly and capitalize on market opportunities.

GSR's experienced team brings together decades of institutional trading expertise, while our industry-leading proprietary technology stack anchors everything we do.

Our main service areas are: market making; proprietary and algorithmic trading; client execution; structured products; risk management solutions; and portfolio investments.

For more information or if we can help with anything, please see gsr.io or contact us at gsr@gsr.io.

Follow GSR for more content: [Twitter](#) [Telegram](#) [LinkedIn](#)

Authors

Matt Kunke, Research Analyst [Twitter](#) [Telegram](#) [LinkedIn](#)
Brian Rudick, Senior Strategist [Twitter](#) [Telegram](#) [LinkedIn](#)

Required Disclosures

This material is provided by GSR (the "Firm") solely for informational purposes, is intended only for sophisticated, institutional investors and does not constitute an offer or commitment, a solicitation of an offer or commitment, or any advice or recommendation, to enter into or conclude any transaction (whether on the terms shown or otherwise), or to provide investment services in any state or country where such an offer or solicitation or provision would be illegal. The Firm is not and does not act as an advisor or fiduciary in providing this material.

This material is not a research report, and not subject to any of the independence and disclosure standards applicable to research reports prepared pursuant to FINRA or CFTC research rules. This material is not independent of the Firm's proprietary interests, which may conflict with the interests of any counterparty of the Firm. The Firm trades instruments discussed in this material for its own account, may trade contrary to the views expressed in this material, and may have positions in other related instruments.

Information contained herein is based on sources considered to be reliable, but is not guaranteed to be accurate or complete. Any opinions or estimates expressed herein reflect a judgment made by the author(s) as of the date of publication, and are subject to change without notice. Trading and investing in digital assets involves significant risks including price volatility and illiquidity and may not be suitable for all investors. The Firm is not liable whatsoever for any direct or consequential loss arising from the use of this material. Copyright of this material belongs to GSR. Neither this material nor any copy thereof may be taken, reproduced or redistributed, directly or indirectly, without prior written permission of GSR.

Sources

*All options data is based on Deribit and Options-based graphs are from Laevidas based on Deribit data.
Market returns are based on price returns for the following ETFs: VOO, QQQ, EWU, EWG, EWJ, and EWH.

CoinGecko	Santiment	DefiLlama	CoinMarketCap	Laevidas
Investing.com	Google Finance	TradingView	Deribit	WoldCoinIndex.com