











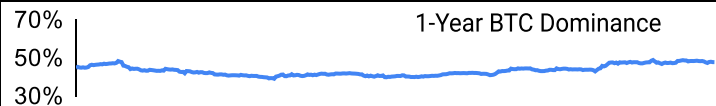
Crypto Leaderboard

Rank	Name	Ticker	Price	24h	7d	30d	24h Vol \$m	MC \$m	1-Year Chart
1	Bitcoin	BTC	\$27,254	3%	0%	-10%	8,507	528,177	
2	Ethereum	ETH	\$1,817	2%	0%	-14%	4,719	218,649	
3	Tether	USDT	\$1.00	0%	0%	0%	20,330	82,832	
4	BNB	BNB	\$313	2%	1%	-9%	179	49,409	
5	USD Coin	USDC	\$1.00	0%	0%	0%	3,925	29,483	
6	XRP	XRP	\$0.46	4%	10%	-12%	1,403	24,118	
7	Cardano	ADA	\$0.38	3%	5%	-15%	224	13,215	
8	Lido stETH	STETH	\$1,816	2%	0%	-14%	20	11,540	
9	Dogecoin	DOGE	\$0.07	2%	4%	-21%	377	10,350	
10	Solana	SOL	\$20.6	0%	2%	-17%	326	8,156	

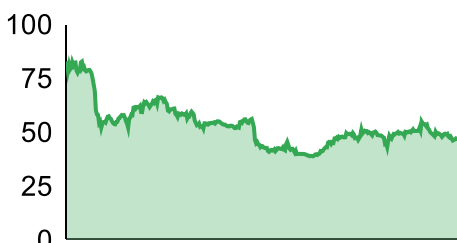
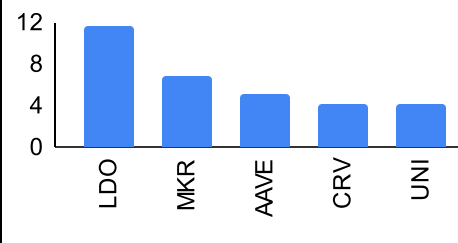
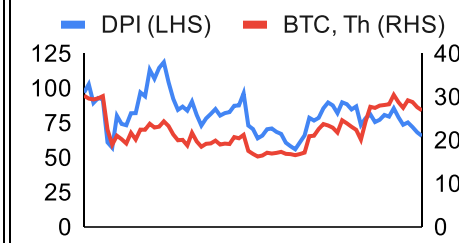
Top & Bottom Performers - Top 100 Tokens

24h		7 Days		30 Days		90 Days		365 Days	
RNDR	21%	RNDR	41%	Pepe	749%	CFX	101%	OKB	277%
SNX	9%	LDO	29%	RNDR	17%	STX	99%	CFX	273%
KAVA	8%	CFX	17%	BGB	11%	INJ	63%	RNDR	187%
INJ	7%	FXS	16%	TRX	6%	XRD	50%	INJ	169%
CSPR	-1%	CSPR	-5%	MINA	-32%	MATIC	-43%	CRO	-66%
AXS	-1%	BGB	-6%	APT	-32%	HT	-44%	AXS	-67%
XRD	-2%	KLAY	-8%	OP	-34%	MINA	-46%	NEAR	-72%
TON	-2%	XDC	-8%	XRD	-47%	LUNC	-47%	FLOW	-73%

Category Performance

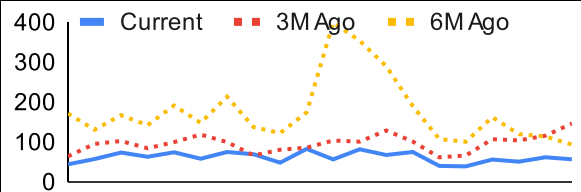
Category	7d	30d	90d	180d	365d	Ecosystem	7d	30d	90d	180d	365d
Currency	5%	-14%	-8%	19%	-13%	Tron	4%	-7%	-11%	18%	-25%
Lending	5%	-15%	-24%	-16%	-52%	Avalanche	5%	-22%	-17%	15%	-27%
Other DeFi	8%	-16%	-8%	64%	19%	Polygon	4%	-22%	-19%	27%	-10%
CEXs	1%	-17%	-15%	12%	-2%	Cosmos	3%	-22%	-22%	44%	-8%
Smart Contract	3%	-22%	-21%	17%	-36%	Gnosis Chain	4%	-23%	-21%	26%	-30%
IoT/Data/Comp.	3%	-23%	-31%	-2%	-39%	BSC	5%	-24%	-14%	28%	-8%
Privacy	1%	-23%	-31%	-4%	-43%	Polkadot	6%	-25%	-27%	11%	-24%
Gaming/Entertai	6%	-26%	-30%	-2%	-49%	Solana	7%	-26%	-29%	26%	-54%
Meme	-1%	-27%	-38%	64%	57%						
DEX	8%	-28%	-24%	12%	-41%						
Scaling	8%	-31%	-36%	31%	-15%						

DeFi

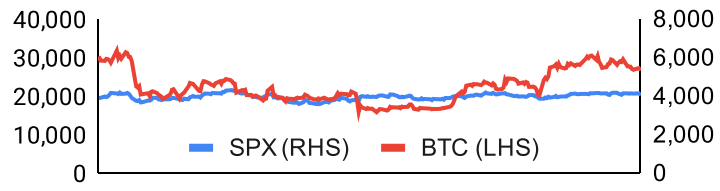
Total Value Locked, LTM, \$b	Top TVL By Protocol, \$b	DefiPulse Index, LTM
		

Trading Volume

Aggregate Volumes by Product, \$b					Top Derivatives Exchanges, \$m and bps					Top Spot Exchanges, \$m		
Product	1d	7d	30d	O/I	Exchange	1d Vol	O/I	Mkr	Tkr	Exchange	Score	1d Vol
Spot	14	111	547	n/a	Binance	38,697	9,716	2.0	4.0	Binance	9.9	7,279
Perpetuals	54	354	1,650	17	Bybit	8,338	4,439	1.0	6.0	Coinbase	8.4	850
Futures	0	2	8	0	OKX	11,821	27,018	2.0	5.0	Kraken	8.2	474
Options*	1	6	25	n/a	KuCoin	1,686	1,797	2.0	6.0	KuCoin	7.4	396

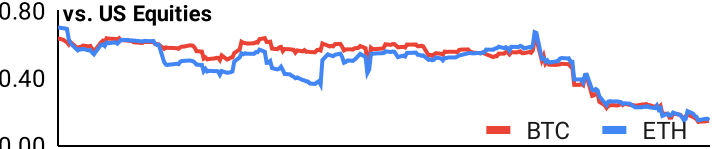
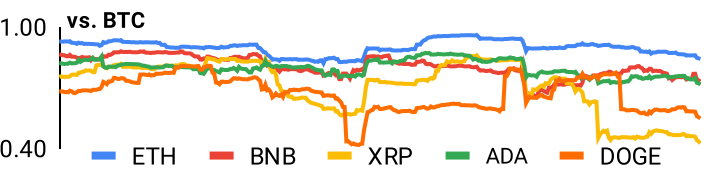
Daily Spot Volume, Top 100 Tokens Last 20d, \$b				Top Volume, 1d, \$m		Top Volume, %20d Avg		Low Volume, %20d Avg	
				USDT	22,346	AXS	326%	Sui	0%
				BTC	14,265	SNX	279%	KAVA	38%
				ETH	5,533	USDP	261%	Pepe	45%
				USDC	3,056	LDO	244%	BSV	49%
				BUSD	1,923	RNDR	208%	ICP	50%

Traditional Finance

Global Equity Markets*							SPX vs. BTC, LTM	
	US	US Grwth	UK	Germany	Japan	HK		
1D	1%	1%	0%	1%	1%	-1%		
7D	1%	2%	0%	0%	2%	-2%		
90D	2%	10%	2%	3%	7%	-5%		
365D	6%	14%	5%	13%	9%	-7%		

10-Year Treasury Yields							Commodities & FX					
	US	Brazil	UK	Germany	Japan	HK		WTI	Gas	Gold	USD/EUR	USD/JPY
Last	3.64%	11.86%	3.99%	2.41%	0.38%	3.28%	Last	72.0	2.37	1,963	0.93	138.3
1d Chg	0.06	-0.01	0.15	0.07	0.00	-0.05	1d % Chg	-1.1%	0.2%	-1.1%	0.5%	0.5%

Correlations

Intra-Crypto Correlations, LTM							Rolling 3M Correlations, LTM	
	BTC	ETH	BNB	XRP	ADA	DOGE		
BTC								
ETH	0.88							
BNB	0.79	0.80						
XRP	0.67	0.69	0.62					
ADA	0.78	0.79	0.73	0.70				
DOGE	0.62	0.65	0.59	0.53	0.64			

Crypto News

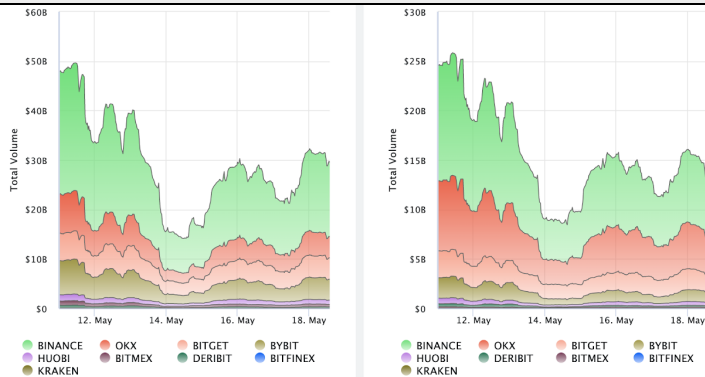
[Grayscale: SEC staff believe Filecoin 'meets the definition of a security' - The Block](#)
[Coinbase Cloud plugs into Chainlink oracle network to improve smart contract reliability - Cointelegraph](#)
[Grayscale and Bitwise distance themselves from Ether futures ETF plans - Cointelegraph](#)
[FTX leadership sues Sam Bankman-Fried over \\$220M deal made prior to bankruptcy - Cointelegraph](#)
[Kraken, UK trade body derides lawmaker description of crypto as 'gambling' - Cointelegraph](#)
[GridPlus to open source wallet firmware in Q3 amid Ledger debacle - Cointelegraph](#)
[Ripple case: SEC Hinman docs could become public by June 6, lawyer says - Cointelegraph](#)
[Binance Australia suspends AUD fiat services, citing issues with third party - Cointelegraph](#)



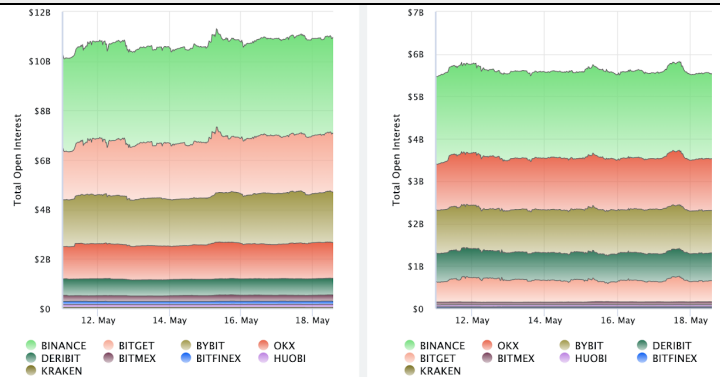
May 18, 2023

Crypto Futures

Futures Volume (BTC LHS ; ETH RHS), 1d



Futures Open Interest (BTC LHS ; ETH RHS)



Volume Weighted Funding Rate (BTC LHS ; ETH RHS), 1d

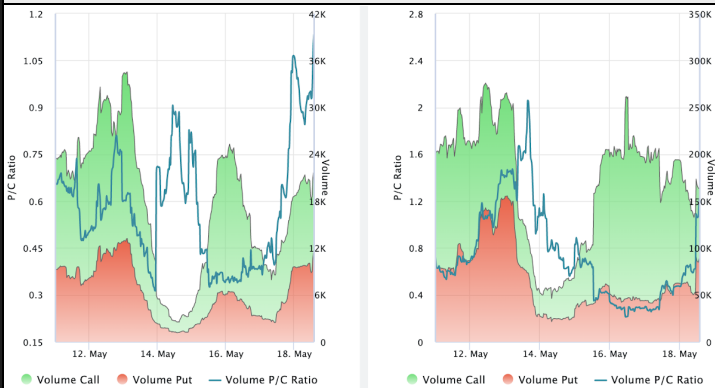


Liquidations (BTC LHS ; ETH RHS), 1d

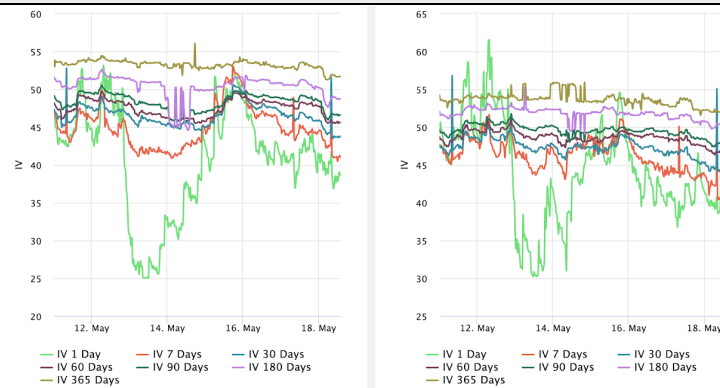


Crypto Options

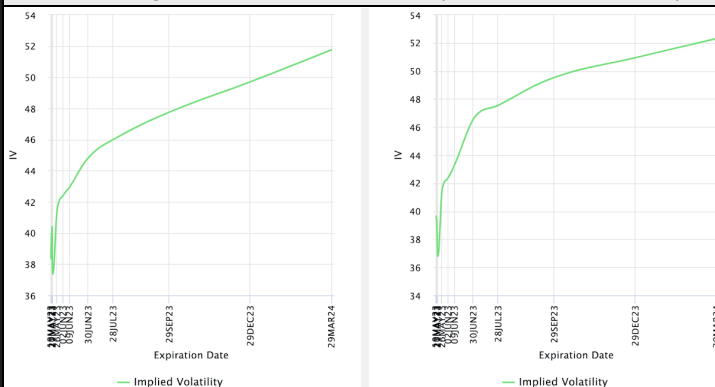
Options Volume & Put/Call Ratio (BTC LHS ; ETH RHS), 1d



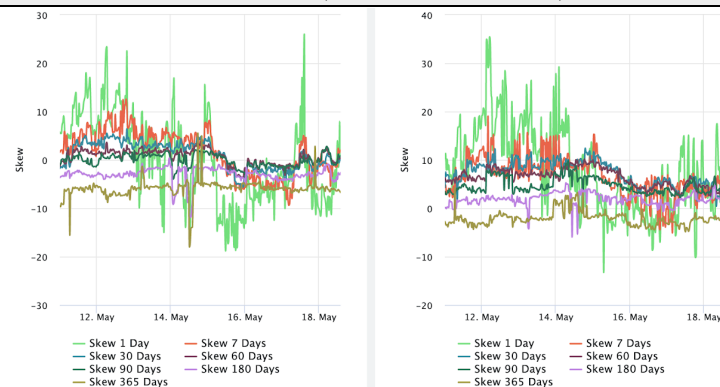
ATM Implied Volatility (BTC LHS ; ETH RHS)



ATM Implied Vol Term Structure (BTC LHS ; ETH RHS)



25 Delta Skew (BTC LHS ; ETH RHS)



About GSR

GSR is a global leader in digital asset trading, market making, OTC derivatives, and investments. We operate in a culture of excellence and leverage our first-rate reputation, deep relationships and proprietary trading technology to move swiftly and capitalize on market opportunities.

GSR's experienced team brings together decades of institutional trading expertise, while our industry-leading proprietary technology stack anchors everything we do.

Our main service areas are: market making; proprietary and algorithmic trading; client execution; structured products; risk management solutions; and portfolio investments.

For more information or if we can help with anything, please see gsr.io or contact us at gsr@gsr.io.

Follow GSR for more content: [Twitter](#) [Telegram](#) [LinkedIn](#)

Authors

Matt Kunke, Research Analyst [Twitter](#) [Telegram](#) [LinkedIn](#)

Brian Rudick, Senior Strategist [Twitter](#) [Telegram](#) [LinkedIn](#)

Required Disclosures

This material is provided by GSR (the "Firm") solely for informational purposes, is intended only for sophisticated, institutional investors and does not constitute an offer or commitment, a solicitation of an offer or commitment, or any advice or recommendation, to enter into or conclude any transaction (whether on the terms shown or otherwise), or to provide investment services in any state or country where such an offer or solicitation or provision would be illegal. The Firm is not and does not act as an advisor or fiduciary in providing this material.

This material is not a research report, and not subject to any of the independence and disclosure standards applicable to research reports prepared pursuant to FINRA or CFTC research rules. This material is not independent of the Firm's proprietary interests, which may conflict with the interests of any counterparty of the Firm. The Firm trades instruments discussed in this material for its own account, may trade contrary to the views expressed in this material, and may have positions in other related instruments.

Information contained herein is based on sources considered to be reliable, but is not guaranteed to be accurate or complete. Any opinions or estimates expressed herein reflect a judgment made by the author(s) as of the date of publication, and are subject to change without notice. Trading and investing in digital assets involves significant risks including price volatility and illiquidity and may not be suitable for all investors. The Firm is not liable whatsoever for any direct or consequential loss arising from the use of this material. Copyright of this material belongs to GSR. Neither this material nor any copy thereof may be taken, reproduced or redistributed, directly or indirectly, without prior written permission of GSR.

Sources

*All options data is based on Deribit and Options-based graphs are from Laevidas based on Deribit data. Market returns are based on price returns for the following ETFs: VOO, QQQ, EWU, EWG, EWJ, and EWH.

CoinGecko
Investing.com

Santiment
Google Finance

DefiLlama
TradingView

CoinMarketCap
Deribit

Laevidas
WoldCoinIndex.com