

Crypto Leaderboard

Rank	Name	Ticker	Price	24h	7d	30d	24h Vol \$m	MC \$m	1-Year Chart
1	Bitcoin	BTC	\$28,090	-2%	2%	0%	16,808	543,660	
2	Ethereum	ETH	\$1,832	-1%	-1%	2%	8,117	220,417	
3	Tether	USDT	\$1.00	0%	0%	0%	22,086	81,849	
4	BNB	BNB	\$324	-3%	-2%	3%	702	51,200	
5	USD Coin	USDC	\$1.00	0%	0%	0%	5,059	30,374	
6	XRP	XRP	\$0.46	-1%	0%	-11%	1,008	23,901	
7	Cardano	ADA	\$0.39	-1%	0%	1%	226	13,502	
8	Lido stETH	STETH	\$1,834	-1%	0%	2%	13	11,411	
9	Dogecoin	DOGE	\$0.08	-1%	-1%	-1%	310	10,896	
10	Polygon	MATIC	\$0.96	-2%	-3%	-12%	238	8,877	

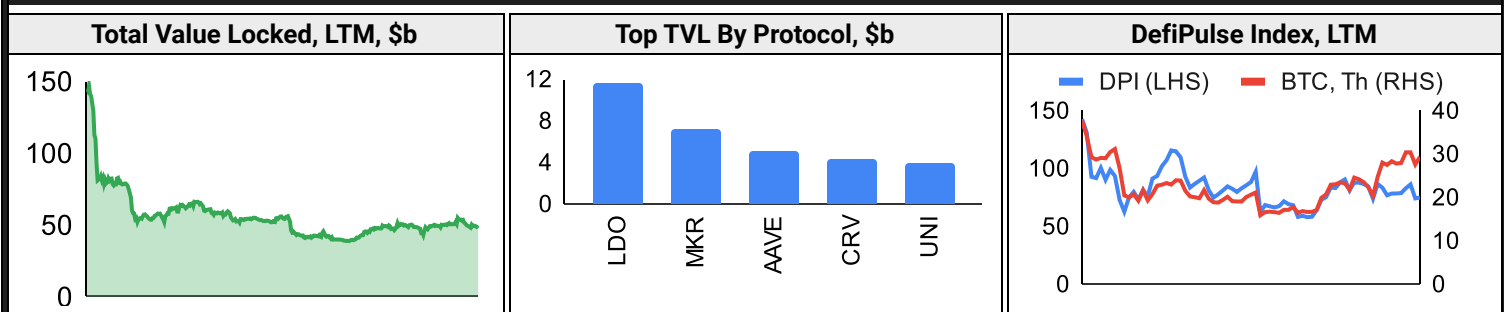
Top & Bottom Performers - Top 100 Tokens

24h		7 Days		30 Days		90 Days		365 Days	
CRO	2%	PEPE	286%	XRD	124%	CFX	434%	OKB	146%
BCH	1%	RNDR	19%	RNDR	66%	KAS	348%	CFX	127%
FXS	1%	CSPR	18%	CSPR	51%	STX	142%	INJ	114%
USDD	1%	INJ	9%	INJ	47%	INJ	96%	RPL	49%
HBAR	-5%	XDC	-8%	HBAR	-20%	APE	-37%	SOL	-75%
ICP	-6%	TON	-9%	STX	-21%	CAKE	-38%	FLOW	-82%
XRD	-6%	CAKE	-13%	CAKE	-33%	LUNC	-39%	NEAR	-84%
RNDR	-12%	ZIL	-14%	KAS	-34%	APT	-46%	LUNC	-100%

Category Performance

Category	7d	30d	90d	180d	365d	Ecosystem	7d	30d	90d	180d	365d
CEXs	-3%	3%	-4%	-11%	-27%	Cosmos	-4%	0%	-11%	20%	-42%
Other DeFi	-2%	2%	6%	24%	-25%	Avalanche	-4%	-2%	-6%	-8%	-53%
Lending	-2%	2%	-19%	-33%	-70%	BSC	-3%	-2%	4%	8%	-39%
IoT/Data/Comp.	-4%	-6%	-13%	-20%	-62%	Polygon	-4%	-3%	-4%	0%	-43%
Smart Contract	-4%	-6%	-11%	-9%	-57%	Tron	0%	-4%	-1%	-3%	-37%
Gaming/Entertai	-6%	-7%	-24%	-20%	-68%	Polkadot	-5%	-8%	-10%	-8%	-55%
Meme	-7%	-7%	8%	39%	-3%	Gnosis Chain	-6%	-9%	-5%	-3%	-59%
Currency	-3%	-8%	-6%	3%	-41%	Solana	-8%	-12%	-15%	-26%	-73%
Scaling	-6%	-8%	-14%	11%	-50%						
Privacy	-5%	-11%	-22%	-18%	-60%						
DEX	-8%	-15%	-12%	-10%	-61%						

DeFi



Trading Volume

Aggregate Volumes by Product, \$b					Top Derivatives Exchanges, \$m and bps					Top Spot Exchanges, \$m		
Product	1d	7d	30d	O/I	Exchange	1d Vol	O/I	Mkr	Tkr	Exchange	Score	1d Vol
Spot	16	132	616	n/a	Binance	35,367	36,389	2.0	4.0	Binance	9.9	7,238
Perpetuals	47	374	1,680	15	Bybit	8,858	4,553	1.0	6.0	Coinbase	8.6	1,011
Futures	0	2	7	0	OKX	10,501	3,259	2.0	5.0	Kraken	8.2	446
Options*	1	6	26	n/a	KuCoin	1,831	1,786	2.0	6.0	KuCoin	7.5	516

Daily Volume (Last 20d) - Top 100 Tokens, \$b				Top Volume, 1d, \$m		Top Volume, %20d Avg		Low Volume, %20d Avg	
				USDT	24,767	WBT	815%	OKB	2693%
				BTC	15,999	USDD	1070%	ARB	0%
				ETH	7,222	CRO	1819%	ZIL	9473%
				USDC	3,048	GUSD	83%	#N/A	#N/A
				BUSD	2,494	TRX	24184%	SNX	2717%

Traditional Finance

Global Equity Markets*							SPX vs. BTC, LTM	
	US	US Grwth	UK	Germany	Japan	HK		
1D	0%	0%	0%	0%	0%	0%		
7D	2%	4%	1%	2%	0%	3%		
90D	1%	7%	3%	3%	0%	-6%		
365D	0%	1%	5%	13%	4%	-2%		

10-Year Treasury Yields							Commodities & FX					
	US	Brazil	UK	Germany	Japan	HK	Last	WTI	Gas	Gold	USD/EUR	USD/JPY
Last	3.55%	12.37%	3.80%	2.37%	0.42%	3.23%	Last	74.4	2.25	1,996	0.91	137.5
1d Chg	-0.02	-0.13	0.09	0.05	-0.01	-0.05	1d % Chg	-1.6%	-2.9%	0.2%	0.2%	0.0%

Correlations

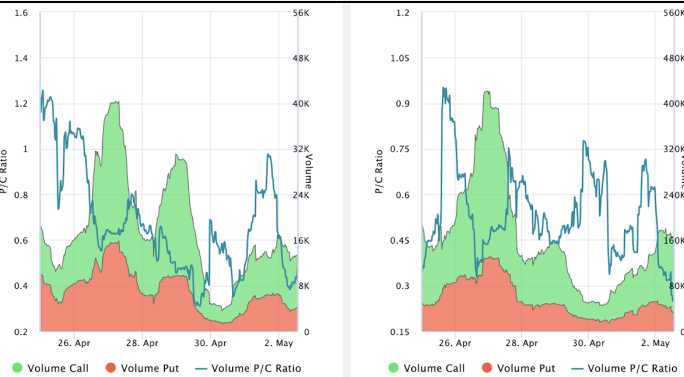
Intra-Crypto Correlations, LTM							Rolling 3M Correlations, LTM	
	BTC	ETH	BNB	XRP	ADA	DOGE		
BTC								
ETH	0.88							
BNB	0.80	0.81						
XRP	0.69	0.72	0.68					
ADA	0.79	0.80	0.77	0.74				
DOGE	0.64	0.68	0.63	0.58	0.66			

Crypto News

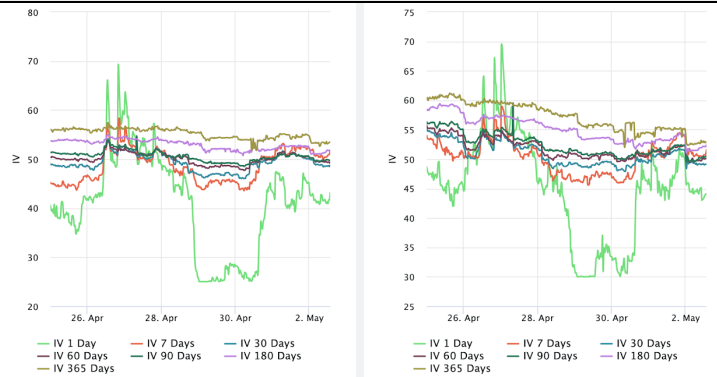
- [Bitcoin transactions reach record high as Inscriptions surge - The Block](#)
- [OPNX hit with reprimand from Dubai regulator - The Block](#)
- [Curve Finance's crvUSD stablecoin deployed on Sepolia testnet ahead of Ethereum mainnet launch - The Block](#)
- [What's in a name? Lens Protocol swiftly rebrands scaling solution from Bonsai to Momoka - The Block](#)
- [FBI raids home of former FTX exec Ryan Salame: New York Times - The Block](#)
- [AI Eye: Is Hollywood over? ETH founder on AI, Wes Anderson Star Wars, robot dogs with ChatGPT brains - Cointelegraph](#)
- [Liechtenstein adapts blockchain laws to developing crypto landscape - Cointelegraph](#)
- [Liquid staking solutions now have more TVL than DEXs: DefiLlama - Cointelegraph](#)

Crypto Options

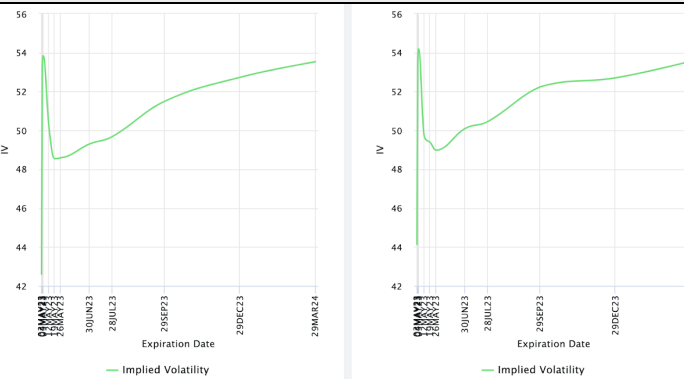
Options Volume & Put/Call Ratio (BTC LHS ; ETH RHS), 1d



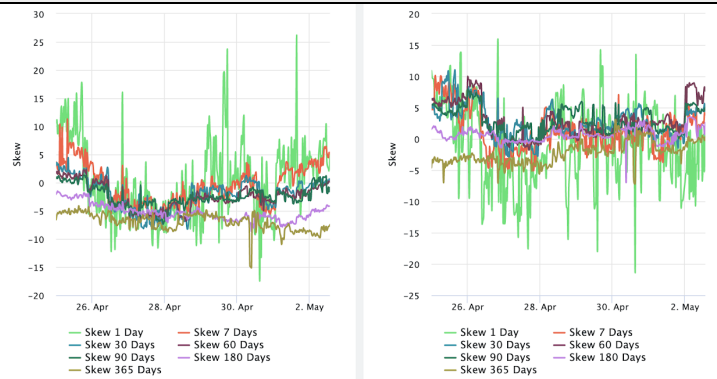
ATM Implied Volatility (BTC LHS ; ETH RHS)



ATM Implied Vol Term Structure (BTC LHS ; ETH RHS)

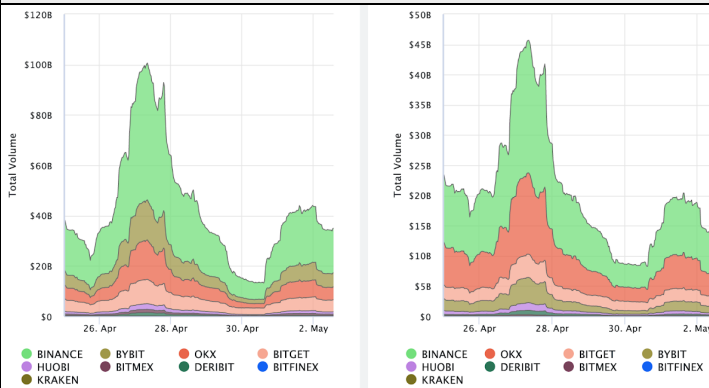


25 Delta Skew (BTC LHS ; ETH RHS)

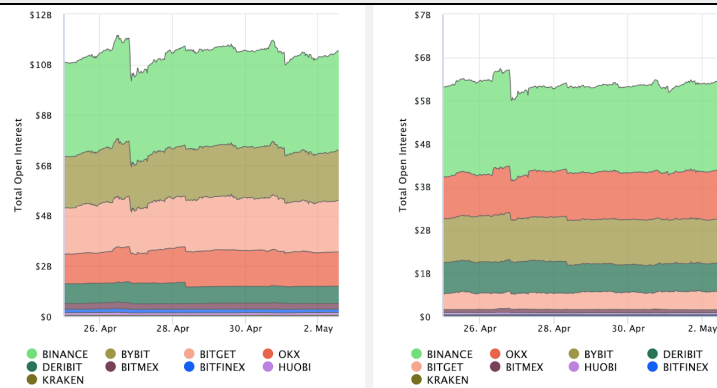


Crypto Futures

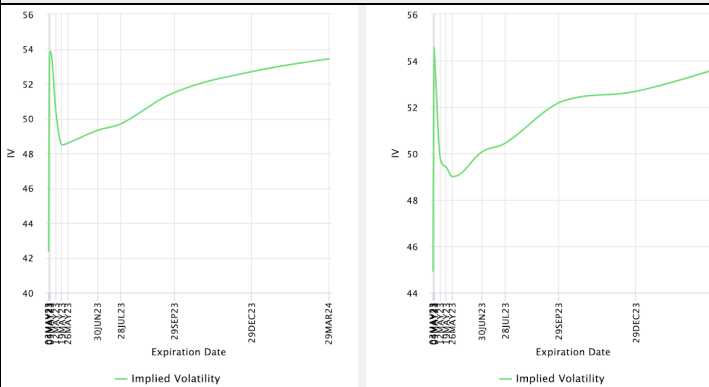
Futures Volume (BTC LHS ; ETH RHS), 1d



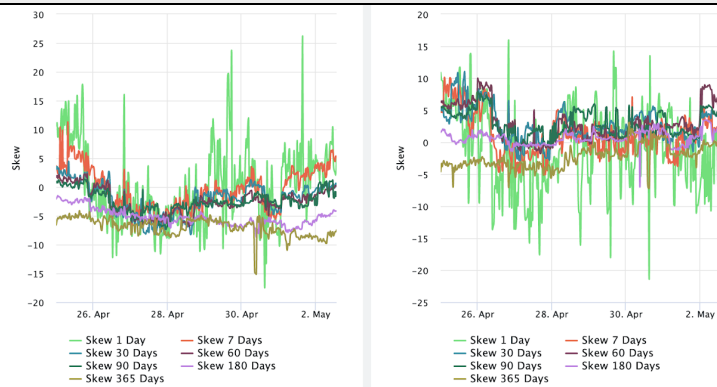
Futures Open Interest (BTC LHS ; ETH RHS)



Volume Weighted Funding Rate (BTC LHS ; ETH RHS), 1d



Liquidations (BTC LHS ; ETH RHS), 1d



About GSR

GSR is a global leader in digital asset trading, market making, OTC derivatives, and investments. We operate in a culture of excellence and leverage our first-rate reputation, deep relationships and proprietary trading technology to move swiftly and capitalize on market opportunities.

GSR's experienced team brings together decades of institutional trading expertise, while our industry-leading proprietary technology stack anchors everything we do.

Our main service areas are: market making; proprietary and algorithmic trading; client execution; structured products; risk management solutions; and portfolio investments.

For more information or if we can help with anything, please see gsr.io or contact us at gsr@gsr.io.

Follow GSR for more content: [Twitter](#) [Telegram](#) [LinkedIn](#)

Authors

Matt Kunke, Research Analyst [Twitter](#) [Telegram](#) [LinkedIn](#)
Brian Rudick, Senior Strategist [Twitter](#) [Telegram](#) [LinkedIn](#)

Required Disclosures

This material is provided by GSR (the "Firm") solely for informational purposes, is intended only for sophisticated, institutional investors and does not constitute an offer or commitment, a solicitation of an offer or commitment, or any advice or recommendation, to enter into or conclude any transaction (whether on the terms shown or otherwise), or to provide investment services in any state or country where such an offer or solicitation or provision would be illegal. The Firm is not and does not act as an advisor or fiduciary in providing this material.

This material is not a research report, and not subject to any of the independence and disclosure standards applicable to research reports prepared pursuant to FINRA or CFTC research rules. This material is not independent of the Firm's proprietary interests, which may conflict with the interests of any counterparty of the Firm. The Firm trades instruments discussed in this material for its own account, may trade contrary to the views expressed in this material, and may have positions in other related instruments.

Information contained herein is based on sources considered to be reliable, but is not guaranteed to be accurate or complete. Any opinions or estimates expressed herein reflect a judgment made by the author(s) as of the date of publication, and are subject to change without notice. Trading and investing in digital assets involves significant risks including price volatility and illiquidity and may not be suitable for all investors. The Firm is not liable whatsoever for any direct or consequential loss arising from the use of this material. Copyright of this material belongs to GSR. Neither this material nor any copy thereof may be taken, reproduced or redistributed, directly or indirectly, without prior written permission of GSR.

Sources

*All options data is based on Deribit and Options-based graphs are from Laevidas based on Deribit data. Market returns are based on price returns for the following ETFs: VOO, QQQ, EWU, EWG, EWJ, and EWH.

CoinGecko	Santiment	DefiLlama	CoinMarketCap	Laevidas
Investing.com	Google Finance	TradingView	Deribit	WoldCoinIndex.com