











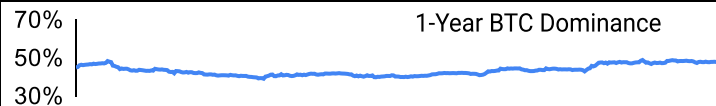
## Crypto Leaderboard

Rank	Name	Ticker	Price	24h	7d	30d	24h Vol \$m	MC \$m	1-Year Chart
1	Bitcoin	BTC	\$26,676	-2%	0%	-3%	12,319	517,042	
2	Ethereum	ETH	\$1,815	-2%	1%	-2%	6,480	218,291	
3	Tether	USDT	\$1.00	0%	0%	0%	17,843	83,026	
4	BNB	BNB	\$308	-2%	0%	-7%	455	48,674	
5	USD Coin	USDC	\$1.00	0%	0%	0%	3,077	29,177	
6	XRP	XRP	\$0.46	-1%	2%	-1%	942	23,626	
7	Cardano	ADA	\$0.37	-2%	-1%	-5%	158	12,796	
8	Lido stETH	STETH	\$1,815	-2%	1%	-1%	10	12,086	
9	Dogecoin	DOGE	\$0.07	-3%	-3%	-10%	249	9,930	
10	Polygon	MATIC	\$0.87	-2%	1%	-12%	188	8,053	

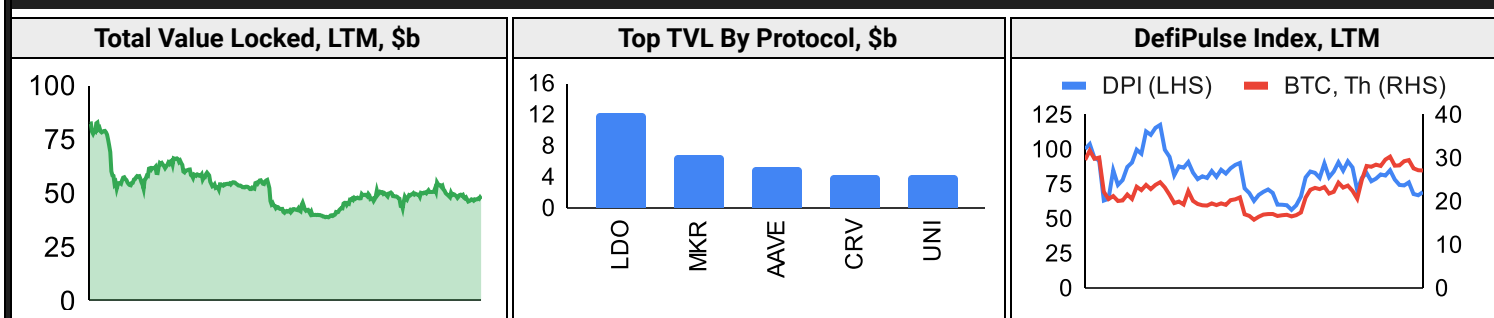
## Top &amp; Bottom Performers - Top 100 Tokens

24h		7 Days		30 Days		90 Days		365 Days	
TON	3%	KAVA	33%	Pepe	387%	INJ	67%	OKB	257%
KAVA	3%	RNDR	28%	KAVA	53%	RNDR	58%	CFX	239%
MIOTA	2%	SNX	15%	RNDR	40%	XRD	52%	INJ	190%
SNX	2%	TRX	10%	BGB	19%	KAVA	31%	RNDR	172%
Sui	-8%	GMX	-10%	GMX	-24%	FIL	-44%	CRO	-68%
Pepe	-8%	FTM	-11%	IMX	-24%	MINA	-44%	AXS	-69%
GMX	-8%	Sui	-13%	GALA	-25%	OP	-45%	FLOW	-73%
FTM	-8%	GALA	-13%	OP	-28%	LUNC	-47%	NEAR	-73%

## Category Performance

Category	7d	30d	90d	180d	365d	Ecosystem	7d	30d	90d	180d	365d
Currency	-4%	-6%	-12%	6%	-20%	Tron	6%	4%	-8%	21%	-28%
Lending	1%	-6%	-20%	-13%	-56%	Cosmos	-2%	-8%	-21%	45%	-13%
Other DeFi	-4%	-7%	-13%	62%	16%	BSC	0%	-11%	-15%	22%	-15%
CEXs	-2%	-10%	-17%	7%	-8%	Polygon	-4%	-11%	-23%	20%	-20%
Smart Contract	-3%	-10%	-24%	14%	-42%	Avalanche	-5%	-12%	-24%	9%	-36%
IoT/Data/Comp.	-4%	-13%	-32%	-5%	-45%	Gnosis Chain	-5%	-12%	-27%	18%	-39%
Privacy	-4%	-15%	-34%	-10%	-50%	Solana	-1%	-15%	-33%	10%	-56%
Gaming/Entertai	-7%	-17%	-34%	-3%	-54%	Polkadot	-5%	-15%	-33%	3%	-34%
DEX	-5%	-19%	-28%	4%	-48%						
Scaling	-6%	-21%	-39%	22%	-25%						
Meme	-6%	-23%	-35%	55%	24%						

## DeFi



## Trading Volume

Aggregate Volumes by Product, \$b					Top Derivatives Exchanges, \$m and bps					Top Spot Exchanges, \$m		
Product	1d	7d	30d	O/I	Exchange	1d Vol	O/I	Mkr	Tkr	Exchange	Score	1d Vol
Spot	13	82	469	n/a	Binance	32,055	10,062	2.0	4.0	Binance	9.9	6,570
Perpetuals	47	296	1,510	16	OKX	9,607	22,366	2.0	5.0	Coinbase	8.5	709
Futures	0	1	8	0	Bybit	6,127	4,575	1.0	6.0	Kraken	8.2	449
Options*	1	5	24	n/a	KuCoin	1,555	1,816	2.0	6.0	KuCoin	7.3	341

Daily Spot Volume, Top 100 Tokens Last 20d, \$b				Top Volume, 1d, \$m		Top Volume, %20d Avg		Low Volume, %20d Avg	
				USDT	19,794	USDP	199%	ARB	52%
				BTC	12,441	TON	125%	OKB	59%
				ETH	5,763	TUSD	121%	LDO	60%
				USDC	2,489	HT	120%	CRO	61%
				BUSD	2,149	XMR	106%	WBTC	65%

## Traditional Finance

Global Equity Markets*							SPX vs. BTC, LTM	
	US	US Grwth	UK	Germany	Japan	HK		
1D	-1%	-1%	-1%	-1%	-1%	-2%		
7D	0%	1%	-1%	0%	-1%	-1%		
90D	3%	12%	1%	4%	7%	-4%		
365D	5%	16%	1%	9%	5%	-9%		

10-Year Treasury Yields							Commodities & FX					
	US	Brazil	UK	Germany	Japan	HK		WTI	Gas	Gold	USD/EUR	USD/JPY
Last	3.68%	11.73%	4.24%	2.43%	0.41%	3.48%	Last	74.4	2.56	1,979	0.93	138.7
1d Chg	-0.02	-0.16	0.08	-0.03	0.00	-0.05	1d % Chg	2.0%	2.7%	0.2%	-0.2%	0.1%

## Correlations

Intra-Crypto Correlations, LTM							Rolling 3M Correlations, LTM	
	BTC	ETH	BNB	XRP	ADA	DOGE		
BTC								
ETH	0.88							
BNB	0.79	0.80						
XRP	0.67	0.69	0.63					
ADA	0.78	0.79	0.73	0.70				
DOGE	0.62	0.65	0.59	0.53	0.64			

## Crypto News

[Blockchain Capital mulls emerging crypto hub move amid US crackdown - The Block](#)

[Ledger CEO: Government subpoena to access user funds is the 'only concern' - The Block](#)

[Coinbase takes lobbying effort to DC airwaves with new TV ad - The Block](#)

[BlockFi withdraws reorganization plan statements following bankruptcy court order - The Block](#)

[White House questions impact of AI surveillance on workers - Cointelegraph](#)

[Web3 threatened by Web2.5 and regulations, exec warns - Cointelegraph](#)

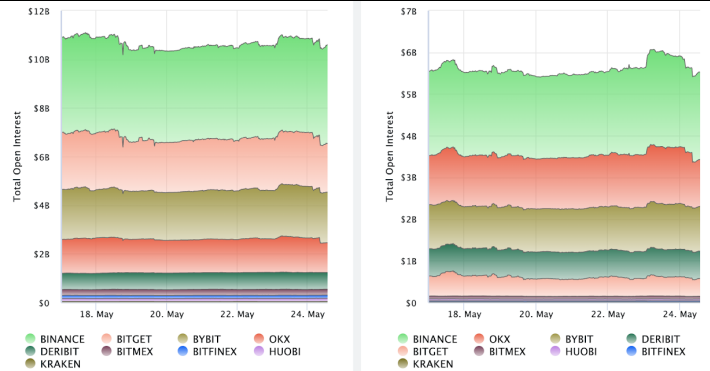
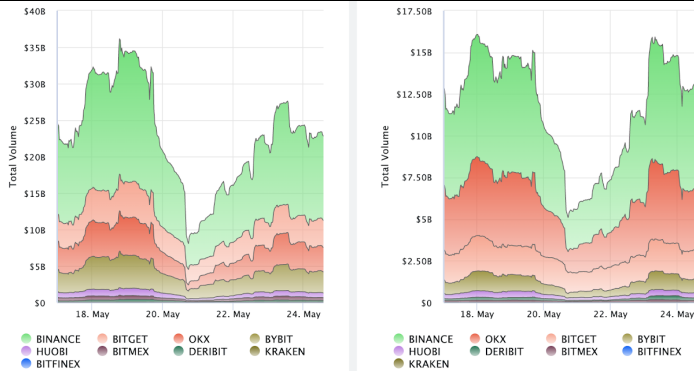
[Blizzard and Adobe tap generative AI tools as 'co-pilots' for humans - Cointelegraph](#)

[South Korea's lead party wants crypto disclosure laws to apply earlier: Report - Cointelegraph](#)

## Crypto Futures

### Futures Volume (BTC LHS ; ETH RHS), 1d

### Futures Open Interest (BTC LHS ; ETH RHS)



### Volume Weighted Funding Rate (BTC LHS ; ETH RHS), 1d

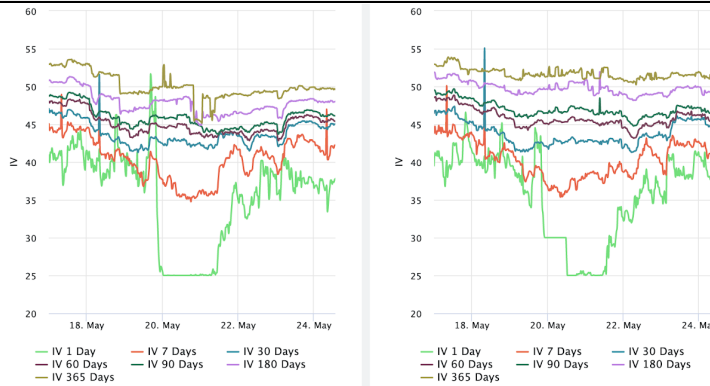
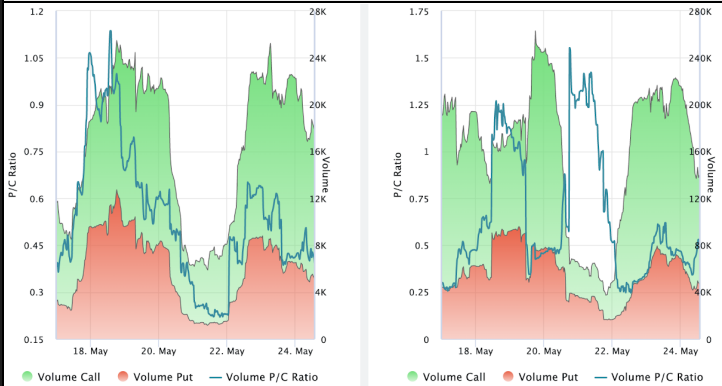
### Liquidations (BTC LHS ; ETH RHS), 1d



## Crypto Options

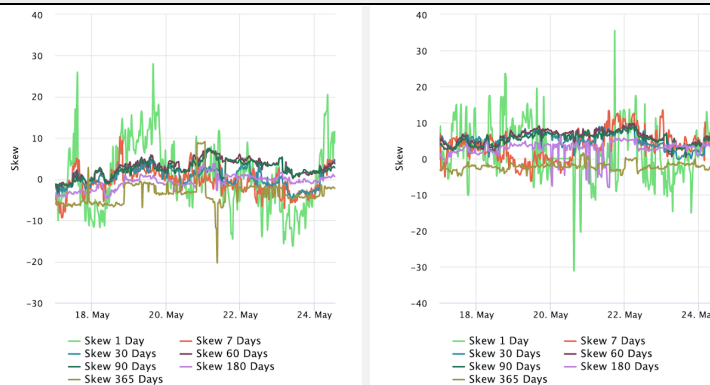
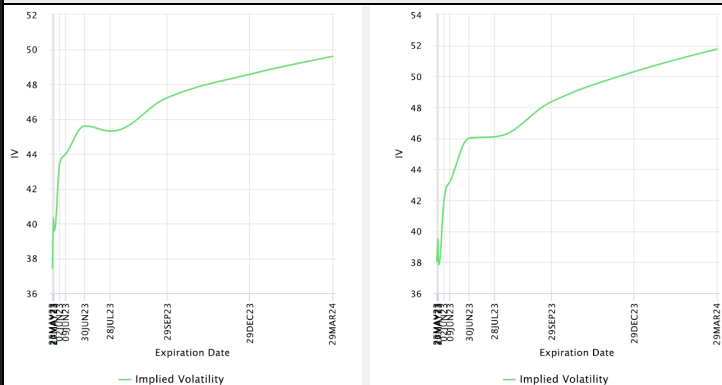
### Options Volume & Put/Call Ratio (BTC LHS ; ETH RHS), 1d

### ATM Implied Volatility (BTC LHS ; ETH RHS)



### ATM Implied Vol Term Structure (BTC LHS ; ETH RHS)

### 25 Delta Skew (BTC LHS ; ETH RHS)



## About GSR

GSR is a global leader in digital asset trading, market making, OTC derivatives, and investments. We operate in a culture of excellence and leverage our first-rate reputation, deep relationships and proprietary trading technology to move swiftly and capitalize on market opportunities.

GSR's experienced team brings together decades of institutional trading expertise, while our industry-leading proprietary technology stack anchors everything we do.

Our main service areas are: market making; proprietary and algorithmic trading; client execution; structured products; risk management solutions; and portfolio investments.

For more information or if we can help with anything, please see [gsr.io](https://gsr.io) or contact us at [gsr@gsr.io](mailto:gsr@gsr.io).

Follow GSR for more content: [Twitter](#) [Telegram](#) [LinkedIn](#)

## Authors

Matt Kunke, Research Analyst [Twitter](#) [Telegram](#) [LinkedIn](#)

Brian Rudick, Senior Strategist [Twitter](#) [Telegram](#) [LinkedIn](#)

## Required Disclosures

*This material is provided by GSR (the "Firm") solely for informational purposes, is intended only for sophisticated, institutional investors and does not constitute an offer or commitment, a solicitation of an offer or commitment, or any advice or recommendation, to enter into or conclude any transaction (whether on the terms shown or otherwise), or to provide investment services in any state or country where such an offer or solicitation or provision would be illegal. The Firm is not and does not act as an advisor or fiduciary in providing this material.*

*This material is not a research report, and not subject to any of the independence and disclosure standards applicable to research reports prepared pursuant to FINRA or CFTC research rules. This material is not independent of the Firm's proprietary interests, which may conflict with the interests of any counterparty of the Firm. The Firm trades instruments discussed in this material for its own account, may trade contrary to the views expressed in this material, and may have positions in other related instruments.*

*Information contained herein is based on sources considered to be reliable, but is not guaranteed to be accurate or complete. Any opinions or estimates expressed herein reflect a judgment made by the author(s) as of the date of publication, and are subject to change without notice. Trading and investing in digital assets involves significant risks including price volatility and illiquidity and may not be suitable for all investors. The Firm is not liable whatsoever for any direct or consequential loss arising from the use of this material. Copyright of this material belongs to GSR. Neither this material nor any copy thereof may be taken, reproduced or redistributed, directly or indirectly, without prior written permission of GSR.*

## Sources

\*All options data is based on Deribit and Options-based graphs are from Laevidas based on Deribit data. Market returns are based on price returns for the following ETFs: VOO, QQQ, EWU, EWG, EWJ, and EWH.

CoinGecko  
Investing.com

Santiment  
Google Finance

DefiLlama  
TradingView

CoinMarketCap  
Deribit

Laevidas  
WoldCoinIndex.com