

## Crypto Leaderboard

Rank	Name	Ticker	Price	24h	7d	30d	24h Vol \$m	MC \$m	1-Year Chart
1	Bitcoin	BTC	\$26,444	1%	-2%	-7%	11,877	512,657	
2	Ethereum	ETH	\$1,813	2%	0%	-3%	6,434	218,047	
3	Tether	USDT	\$1.00	0%	0%	0%	10,340	83,072	
4	BNB	BNB	\$306	0%	-1%	-7%	572	48,285	
5	USD Coin	USDC	\$1.00	0%	0%	0%	3,273	29,025	
6	XRP	XRP	\$0.47	4%	0%	1%	962	24,184	
7	Cardano	ADA	\$0.36	0%	-3%	-11%	165	12,523	
8	Lido stETH	STETH	\$1,812	2%	0%	-3%	9	12,153	
9	Dogecoin	DOGE	\$0.07	1%	-4%	-10%	178	9,893	
10	Polygon	MATIC	\$0.90	2%	2%	-9%	262	8,315	

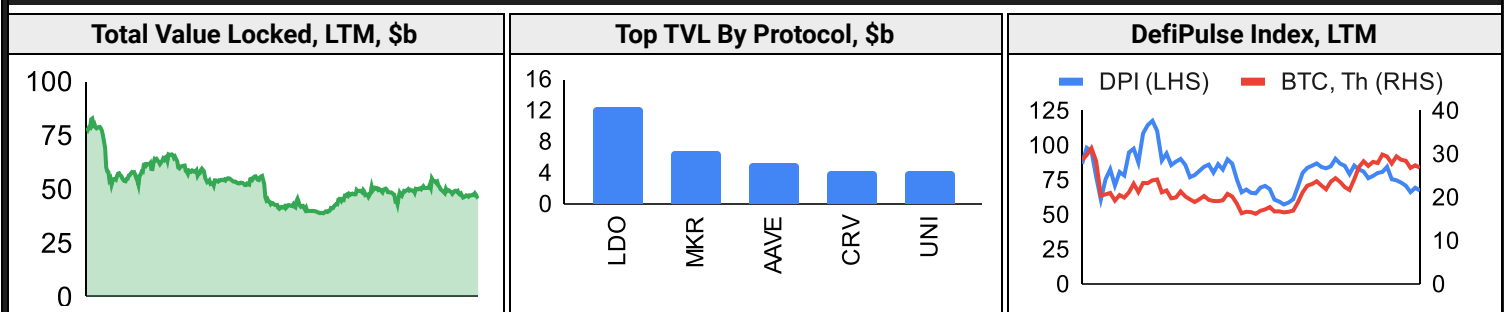
## Top & Bottom Performers - Top 100 Tokens

24h		7 Days		30 Days		90 Days		365 Days	
CSPR	6%	MARU	219%	PEPE	555%	RNDR	100%	OKB	281%
ARB	5%	RNDR	16%	KAVA	41%	INJ	85%	RNDR	277%
MARU	5%	KAVA	11%	RNDR	23%	XRD	51%	CFX	232%
XRP	4%	TRX	8%	TRX	17%	CFX	32%	INJ	212%
QNT	-2%	ALGO	-11%	INJ	-24%	DASH	-40%	CRO	-65%
XRD	-3%	FTM	-11%	OP	-25%	ALGO	-41%	AXS	-65%
TON	-4%	SUI	-13%	GMX	-26%	OP	-41%	FLOW	-70%
BGB	-5%	GMX	-14%	XRD	-34%	LUNC	-47%	NEAR	-70%

## Category Performance

Category	7d	30d	90d	180d	365d	Ecosystem	7d	30d	90d	180d	365d
Currency	-3%	-6%	-8%	7%	-14%	Tron	4%	3%	-7%	19%	-29%
Other DeFi	-6%	-10%	-10%	60%	27%	Cosmos	-3%	-10%	-16%	45%	-2%
CEXs	-1%	-12%	-15%	7%	-3%	Polygon	-4%	-13%	-18%	18%	-11%
Lending	-2%	-12%	-19%	-14%	-52%	Gnosis Chain	-4%	-13%	-24%	16%	-34%
Smart Contract	-4%	-12%	-20%	10%	-39%	Avalanche	-5%	-13%	-20%	7%	-30%
IoT/Data/Comp.	-3%	-14%	-28%	-6%	-41%	Solana	-3%	-13%	-29%	5%	-51%
Privacy	-6%	-16%	-32%	-13%	-48%	BSC	-3%	-14%	-12%	20%	-8%
Gaming/Entertai	-6%	-17%	-31%	-6%	-51%	Polkadot	-5%	-17%	-29%	1%	-28%
DEX	-6%	-19%	-25%	1%	-44%						
Scaling	-4%	-20%	-33%	23%	-16%						
Meme	-4%	-20%	-32%	46%	35%						

## DeFi



## Trading Volume

Aggregate Volumes by Product, \$b					Top Derivatives Exchanges, \$m and bps					Top Spot Exchanges, \$m		
Product	1d	7d	30d	O/I	Exchange	1d Vol	O/I	Mkr	Tkr	Exchange	Score	1d Vol
Spot	13	82	466	n/a	Binance	28,546	9,939	2.0	4.0	Binance	9.9	6,541
Perpetuals	73	297	1,500	21	Bybit	5,908	4,533	1.0	6.0	Coinbase	8.5	713
Futures	0	1	7	0	OKX	8,488	19,831	2.0	5.0	Kraken	8.1	377
Options*	1	5	24	n/a	KuCoin	1,364	1,830	2.0	6.0	KuCoin	7.3	355

Daily Spot Volume, Top 100 Tokens Last 20d, \$b		Top Volume, 1d, \$m		Top Volume, %20d Avg		Low Volume, %20d Avg	
		USDT	19,266	USDP	255%	BSV	31%
		BTC	12,722	RNDR	173%	KAVA	35%
		ETH	5,490	USDD	162%	XAUT	36%
		USDC	2,520	MIOTA	129%	PEPE	38%
		TUSD	1,858	TUSD	128%	XEC	45%

## Traditional Finance

Global Equity Markets*							SPX vs. BTC, LTM	
	US	US Grwth	UK	Germany	Japan	HK		
1D	1%	2%	-1%	0%	1%	-2%		
7D	-1%	1%	-3%	-4%	-1%	-4%		
90D	4%	16%	-1%	3%	7%	-6%		
365D	2%	13%	-3%	5%	4%	-12%		

10-Year Treasury Yields							Commodities & FX					
	US	Brazil	UK	Germany	Japan	HK	Last	WTI	Gas	Gold	USD/EUR	USD/JPY
Last	3.79%	11.63%	4.37%	2.51%	0.42%	3.51%	Last	72.6	2.44	1,953	0.93	139.8
1d Chg	-0.02	0.03	-0.01	0.02	-0.01	-0.06	1d % Chg	1.0%	-1.4%	0.5%	-0.2%	-0.2%

## Correlations

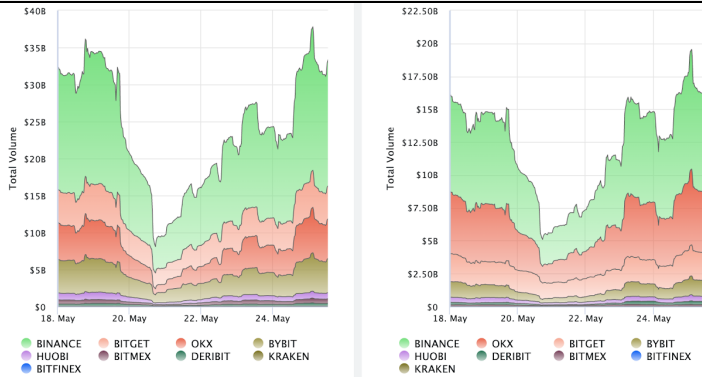
Intra-Crypto Correlations, LTM							Rolling 3M Correlations, LTM	
	BTC	ETH	BNB	XRP	ADA	DOGE		
BTC								
ETH	0.88							
BNB	0.79	0.80						
XRP	0.67	0.69	0.62					
ADA	0.78	0.79	0.73	0.70				
DOGE	0.62	0.65	0.59	0.53	0.64			

## Crypto News

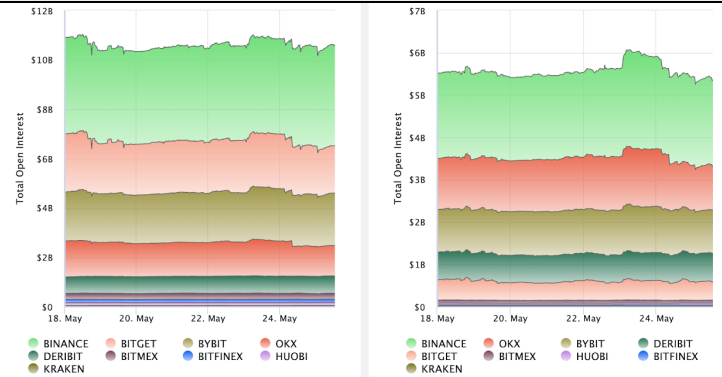
- [USBTC Aims to Become Bitcoin Mining Giant After Deal to Buy Celsius Assets - CoinDesk](#)
- [DCG Sunsets Trade Execution, Prime Brokerage Unit TradeBlock - CoinDesk](#)
- [Paradigm broadening crypto-only focus to areas including AI - The Block](#)
- [Ripple president explains why the company acquired a stake in crypto exchange Bitstamp - The Block](#)
- [Circle launches euro-backed stablecoin on Avalanche - The Block](#)
- [Worldcoin developer nets \\$115 million fundraise led by Blockchain Capital - The Block](#)
- [Binance enters NFT lending space, starting with ETH loans - The Block](#)
- [Coinbase-backed Base targets mainnet launch after Optimism's Bedrock upgrade - The Block](#)

## Crypto Futures

### Futures Volume (BTC LHS ; ETH RHS), 1d



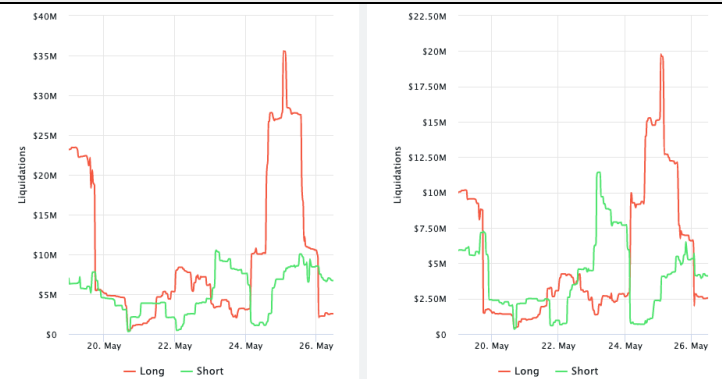
### Futures Open Interest (BTC LHS ; ETH RHS)



### Volume Weighted Funding Rate (BTC LHS ; ETH RHS), 1d

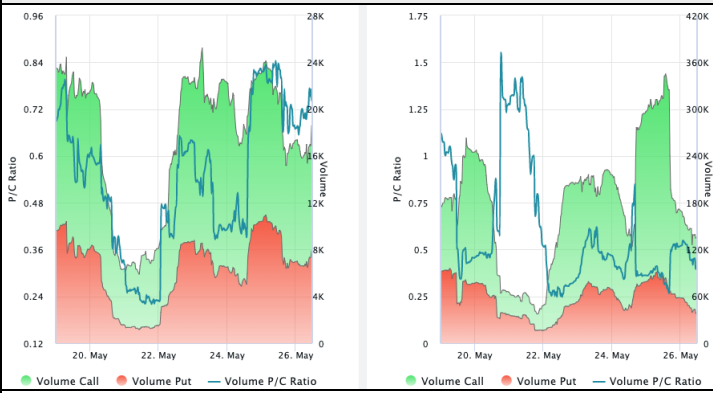


### Liquidations (BTC LHS ; ETH RHS), 1d

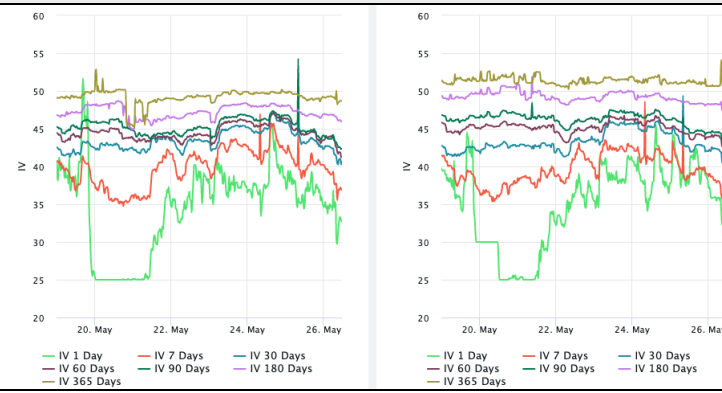


## Crypto Options

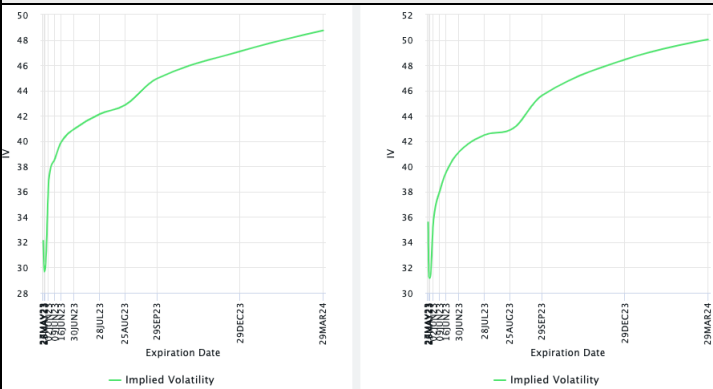
### Options Volume & Put/Call Ratio (BTC LHS ; ETH RHS), 1d



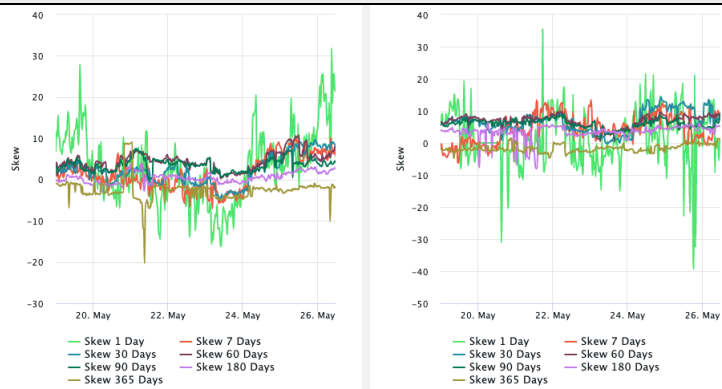
### ATM Implied Volatility (BTC LHS ; ETH RHS)



### ATM Implied Vol Term Structure (BTC LHS ; ETH RHS)



### 25 Delta Skew (BTC LHS ; ETH RHS)



### About GSR

GSR is a global leader in digital asset trading, market making, OTC derivatives, and investments. We operate in a culture of excellence and leverage our first-rate reputation, deep relationships and proprietary trading technology to move swiftly and capitalize on market opportunities.

GSR's experienced team brings together decades of institutional trading expertise, while our industry-leading proprietary technology stack anchors everything we do.

Our main service areas are: market making; proprietary and algorithmic trading; client execution; structured products; risk management solutions; and portfolio investments.

For more information or if we can help with anything, please see [gsr.io](https://gsr.io) or contact us at [gsr@gsr.io](mailto:gsr@gsr.io).

Follow GSR for more content: [Twitter](#) [Telegram](#) [LinkedIn](#)

### Authors

Matt Kunke, Research Analyst [Twitter](#) [Telegram](#) [LinkedIn](#)  
Brian Rudick, Senior Strategist [Twitter](#) [Telegram](#) [LinkedIn](#)

### Required Disclosures

*This material is provided by GSR (the "Firm") solely for informational purposes, is intended only for sophisticated, institutional investors and does not constitute an offer or commitment, a solicitation of an offer or commitment, or any advice or recommendation, to enter into or conclude any transaction (whether on the terms shown or otherwise), or to provide investment services in any state or country where such an offer or solicitation or provision would be illegal. The Firm is not and does not act as an advisor or fiduciary in providing this material.*

*This material is not a research report, and not subject to any of the independence and disclosure standards applicable to research reports prepared pursuant to FINRA or CFTC research rules. This material is not independent of the Firm's proprietary interests, which may conflict with the interests of any counterparty of the Firm. The Firm trades instruments discussed in this material for its own account, may trade contrary to the views expressed in this material, and may have positions in other related instruments.*

*Information contained herein is based on sources considered to be reliable, but is not guaranteed to be accurate or complete. Any opinions or estimates expressed herein reflect a judgment made by the author(s) as of the date of publication, and are subject to change without notice. Trading and investing in digital assets involves significant risks including price volatility and illiquidity and may not be suitable for all investors. The Firm is not liable whatsoever for any direct or consequential loss arising from the use of this material. Copyright of this material belongs to GSR. Neither this material nor any copy thereof may be taken, reproduced or redistributed, directly or indirectly, without prior written permission of GSR.*

### Sources

\*All options data is based on Deribit and Options-based graphs are from Laevidas based on Deribit data. Market returns are based on price returns for the following ETFs: VOO, QQQ, EWU, EWG, EWJ, and EWH.

CoinGecko	Santiment	DefiLlama	CoinMarketCap	Laevidas
Investing.com	Google Finance	TradingView	Deribit	WoldCoinIndex.com