

Crypto Leaderboard

Rank	Name	Ticker	Price	24h	7d	30d	24h Vol \$m	MC \$m	1-Year Chart
1	Bitcoin	BTC	\$26,999	-3%	2%	-4%	13,386	523,493	
2	Ethereum	ETH	\$1,862	-3%	3%	1%	6,870	223,888	
3	Tether	USDT	\$1.00	0%	0%	0%	19,143	83,477	
4	BNB	BNB	\$307	-2%	0%	-7%	685	48,408	
5	USD Coin	USDC	\$1.00	0%	0%	0%	3,743	28,914	
6	XRP	XRP	\$0.51	2%	14%	10%	2,556	26,613	
7	Cardano	ADA	\$0.37	-1%	3%	-4%	213	13,086	
8	Lido stETH	STETH	\$1,859	-3%	3%	1%	13	12,879	
9	Dogecoin	DOGE	\$0.07	-2%	1%	-10%	274	9,928	
10	Polygon	MATIC	\$0.89	-2%	3%	-8%	262	8,222	

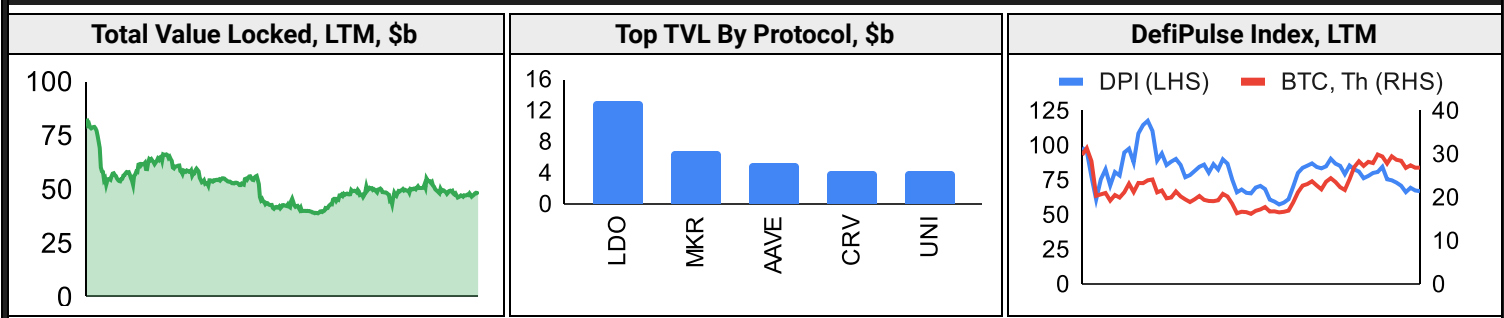
Top & Bottom Performers - Top 100 Tokens

24h		7 Days		30 Days		90 Days		365 Days	
XDC	12%	GRT	16%	KAVA	39%	INJ	94%	OKB	269%
GRT	3%	XDC	15%	BGB	16%	RNDR	63%	CFX	233%
XRP	2%	QNT	14%	RNDR	13%	XRD	53%	INJ	222%
QNT	1%	XRP	14%	TRX	10%	XRP	35%	RNDR	192%
IMX	-7%	APE	-9%	GMX	-23%	DASH	-42%	CRO	-69%
OP	-8%	PEPE	-10%	FTM	-25%	MINA	-45%	AXS	-71%
PEPE	-9%	KAVA	-10%	XRD	-32%	OP	-50%	FLOW	-74%
CFX	-9%	OP	-13%	OP	-34%	LUNC	-50%	NEAR	-74%

Category Performance

Category	7d	30d	90d	180d	365d	Ecosystem	7d	30d	90d	180d	365d
Currency	2%	-3%	-5%	8%	-20%	Cosmos	7%	2%	-10%	54%	-4%
Lending	0%	-9%	-19%	-12%	-56%	Solana	8%	0%	-23%	16%	-51%
Other DeFi	-2%	-9%	-13%	53%	20%	Tron	-3%	-2%	-10%	15%	-35%
Smart Contract	-1%	-10%	-20%	6%	-44%	Gnosis Chain	2%	-8%	-24%	13%	-40%
CEXs	-1%	-10%	-16%	6%	-8%	Polygon	2%	-8%	-15%	17%	-18%
IoT/Data/Comp.	2%	-12%	-26%	-5%	-46%	BSC	2%	-9%	-5%	22%	-12%
DEX	1%	-14%	-25%	0%	-51%	Avalanche	1%	-10%	-21%	5%	-36%
Privacy	-1%	-14%	-33%	-20%	-52%	Polkadot	1%	-13%	-28%	-1%	-34%
Meme	1%	-14%	-28%	38%	26%						
Gaming/Entertai	-1%	-15%	-29%	-10%	-56%						
Scaling	-2%	-19%	-34%	9%	-20%						

DeFi



Trading Volume

Aggregate Volumes by Product, \$b					Top Derivatives Exchanges, \$m and bps					Top Spot Exchanges, \$m		
Product	1d	7d	30d	O/I	Exchange	1d Vol	O/I	Mkr	Tkr	Exchange	Score	1d Vol
Spot	16	92	439	n/a	Binance	40,676	10,095	2.0	4.0	Binance	9.9	8,321
Perpetuals	126	391	1,510	31	Bybit	9,016	4,557	1.0	6.0	Coinbase	8.6	1,047
Futures	0	0	6	0	OKX	12,520	22,634	2.0	5.0	Kraken	8.3	582
Options*	1	5	24	n/a	KuCoin	1,947	1,889	2.0	6.0	KuCoin	7.6	525

Daily Spot Volume, Top 100 Tokens Last 20d, \$b				Top Volume, 1d, \$m		Top Volume, %20d Avg		Low Volume, %20d Avg	
				USDT	24,293	GRT	256%	KAVA	44%
				BTC	15,409	XRP	234%	PEPE	50%
				ETH	6,174	OP	233%	BSV	59%
				USDC	2,912	MIOTA	199%	RPL	63%
				XRP	2,300	XLM	195%	STX	66%

Traditional Finance

Global Equity Markets*							SPX vs. BTC, LTM	
	US	US Grwth	UK	Germany	Japan	HK		
1D	-1%	-1%	-1%	-2%	-1%	-1%		
7D	1%	5%	-2%	-2%	-1%	-3%		
90D	5%	18%	-2%	2%	5%	-11%		
365D	1%	13%	-4%	2%	2%	-15%		

10-Year Treasury Yields							Commodities & FX					
	US	Brazil	UK	Germany	Japan	HK	Last	WTI	Gas	Gold	USD/EUR	USD/JPY
Last	3.67%	11.56%	4.22%	2.28%	0.43%	3.47%	Last	68.5	2.33	1,985	0.94	140.0
1d Chg	-0.03	-0.01	-0.03	-0.06	0.00	-0.05	1d % Chg	-1.3%	0.1%	0.4%	0.7%	0.2%

Correlations

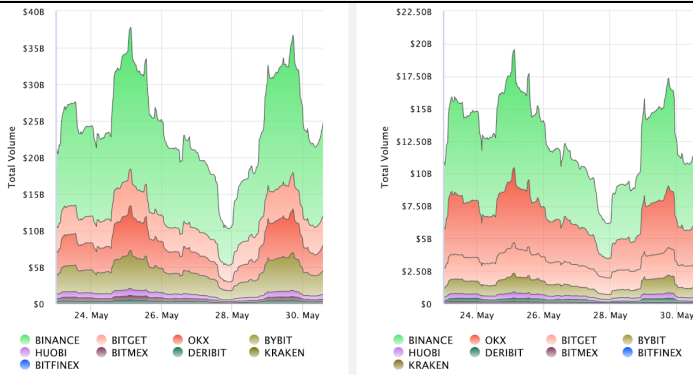
Intra-Crypto Correlations, LTM							Rolling 3M Correlations, LTM	
	BTC	ETH	BNB	XRP	ADA	DOGE		
BTC								
ETH	0.88							
BNB	0.79	0.80						
XRP	0.66	0.69	0.62					
ADA	0.78	0.80	0.74	0.70				
DOGE	0.62	0.65	0.59	0.52	0.66			

Crypto News

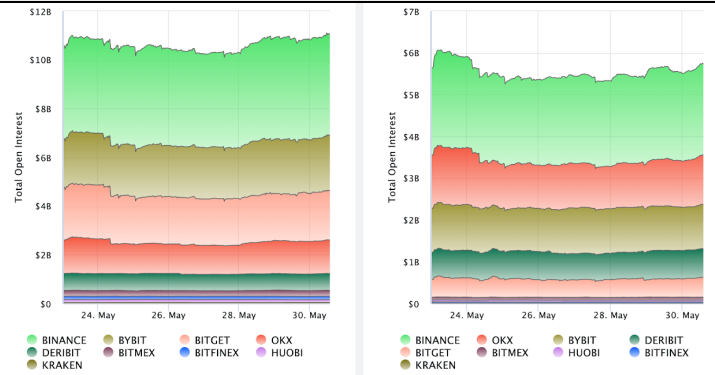
- [UAE central bank issues AML/CFT guidance for crypto - The Block](#)
- [Stablecoin issuer Trust Reserve's team detained by police in China: PANews - The Block](#)
- [Biden crypto taxes not in current US debt ceiling deal - The Block](#)
- [Binance mulls plan to let traders hold collateral in a bank: Bloomberg - The Block](#)
- [Nansen cuts staff 30% amid 'brutal' year for crypto - The Block](#)
- [Optimism, Sui set for large token unlocks, worth a combined \\$650 million - The Block](#)
- [CNHC stablecoin issuer detained by Chinese police: Report - Cointelegraph](#)
- ['The Bitcoin Standard' author becomes economic adviser to El Salvador - Cointelegraph](#)

Crypto Futures

Futures Volume (BTC LHS ; ETH RHS), 1d



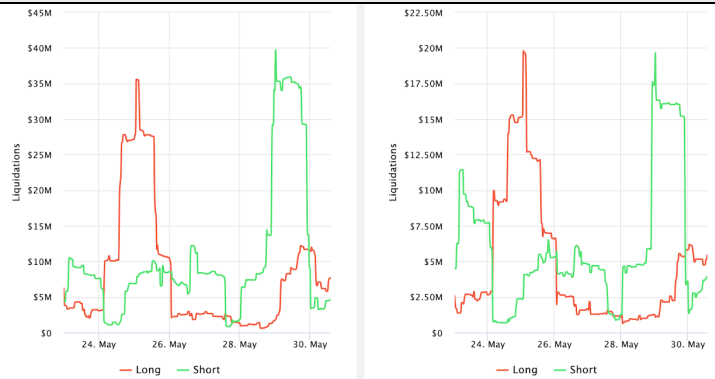
Futures Open Interest (BTC LHS ; ETH RHS)



Volume Weighted Funding Rate (BTC LHS ; ETH RHS), 1d

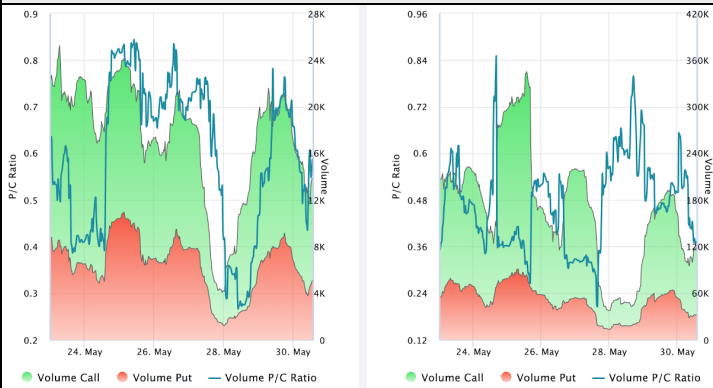


Liquidations (BTC LHS ; ETH RHS), 1d

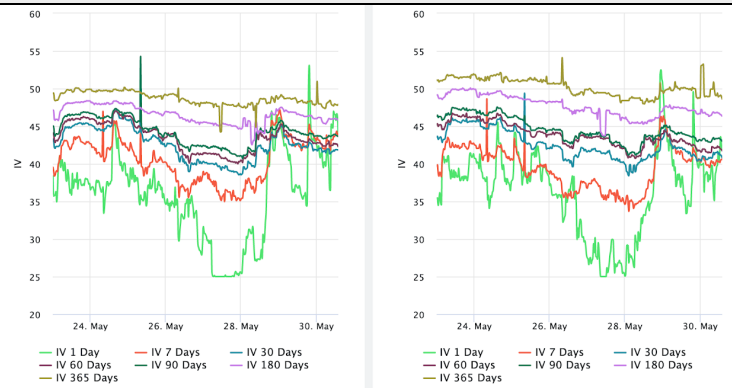


Crypto Options

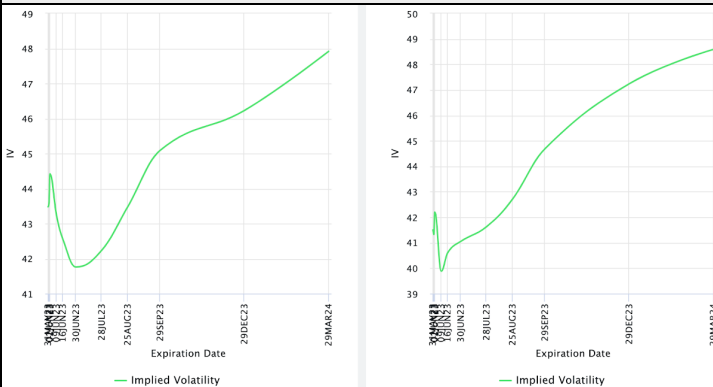
Options Volume & Put/Call Ratio (BTC LHS ; ETH RHS), 1d



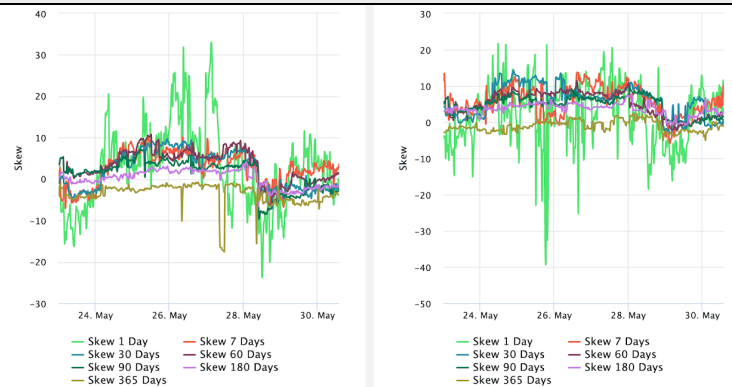
ATM Implied Volatility (BTC LHS ; ETH RHS)



ATM Implied Vol Term Structure (BTC LHS ; ETH RHS)



25 Delta Skew (BTC LHS ; ETH RHS)



About GSR

GSR is a global leader in digital asset trading, market making, OTC derivatives, and investments. We operate in a culture of excellence and leverage our first-rate reputation, deep relationships and proprietary trading technology to move swiftly and capitalize on market opportunities.

GSR's experienced team brings together decades of institutional trading expertise, while our industry-leading proprietary technology stack anchors everything we do.

Our main service areas are: market making; proprietary and algorithmic trading; client execution; structured products; risk management solutions; and portfolio investments.

For more information or if we can help with anything, please see gsr.io or contact us at gsr@gsr.io.

Follow GSR for more content: [Twitter](#) [Telegram](#) [LinkedIn](#)

Authors

Matt Kunke, Research Analyst [Twitter](#) [Telegram](#) [LinkedIn](#)
Brian Rudick, Senior Strategist [Twitter](#) [Telegram](#) [LinkedIn](#)

Required Disclosures

This material is provided by GSR (the "Firm") solely for informational purposes, is intended only for sophisticated, institutional investors and does not constitute an offer or commitment, a solicitation of an offer or commitment, or any advice or recommendation, to enter into or conclude any transaction (whether on the terms shown or otherwise), or to provide investment services in any state or country where such an offer or solicitation or provision would be illegal. The Firm is not and does not act as an advisor or fiduciary in providing this material.

This material is not a research report, and not subject to any of the independence and disclosure standards applicable to research reports prepared pursuant to FINRA or CFTC research rules. This material is not independent of the Firm's proprietary interests, which may conflict with the interests of any counterparty of the Firm. The Firm trades instruments discussed in this material for its own account, may trade contrary to the views expressed in this material, and may have positions in other related instruments.

Information contained herein is based on sources considered to be reliable, but is not guaranteed to be accurate or complete. Any opinions or estimates expressed herein reflect a judgment made by the author(s) as of the date of publication, and are subject to change without notice. Trading and investing in digital assets involves significant risks including price volatility and illiquidity and may not be suitable for all investors. The Firm is not liable whatsoever for any direct or consequential loss arising from the use of this material. Copyright of this material belongs to GSR. Neither this material nor any copy thereof may be taken, reproduced or redistributed, directly or indirectly, without prior written permission of GSR.

Sources

*All options data is based on Deribit and Options-based graphs are from Laevidas based on Deribit data. Market returns are based on price returns for the following ETFs: VOO, QQQ, EWU, EWG, EWJ, and EWH.

CoinGecko	Santiment	DefiLlama	CoinMarketCap	Laevidas
Investing.com	Google Finance	TradingView	Deribit	WoldCoinIndex.com