

Crypto Leaderboard

| Rank | Name | Ticker | Price | 24h | 7d | 30d | 24h Vol \$m | MC \$m | 1-Year Chart |
|------|------------|--------|----------|-----|-----|------|-------------|---------|--------------|
| 1 | Bitcoin | BTC | \$29,180 | 1% | -1% | 4% | 17,267 | 565,275 | |
| 2 | Ethereum | ETH | \$1,936 | 3% | 1% | 2% | 8,334 | 233,073 | |
| 3 | Tether | USDT | \$1.00 | 0% | 0% | 0% | 11,088 | 82,047 | |
| 4 | BNB | BNB | \$326 | 1% | -2% | 4% | 442 | 51,543 | |
| 5 | USD Coin | USDC | \$1.00 | 0% | 0% | 0% | 5,455 | 30,251 | |
| 6 | XRP | XRP | \$0.46 | 1% | -1% | -9% | 801 | 23,956 | |
| 7 | Cardano | ADA | \$0.39 | 0% | -5% | -1% | 210 | 13,665 | |
| 8 | Lido stETH | STETH | \$1,937 | 3% | 2% | 1% | 15 | 12,153 | |
| 9 | Dogecoin | DOGE | \$0.08 | 1% | -2% | -15% | 335 | 10,954 | |
| 10 | Polygon | MATIC | \$1.00 | 1% | -2% | -13% | 226 | 9,217 | |

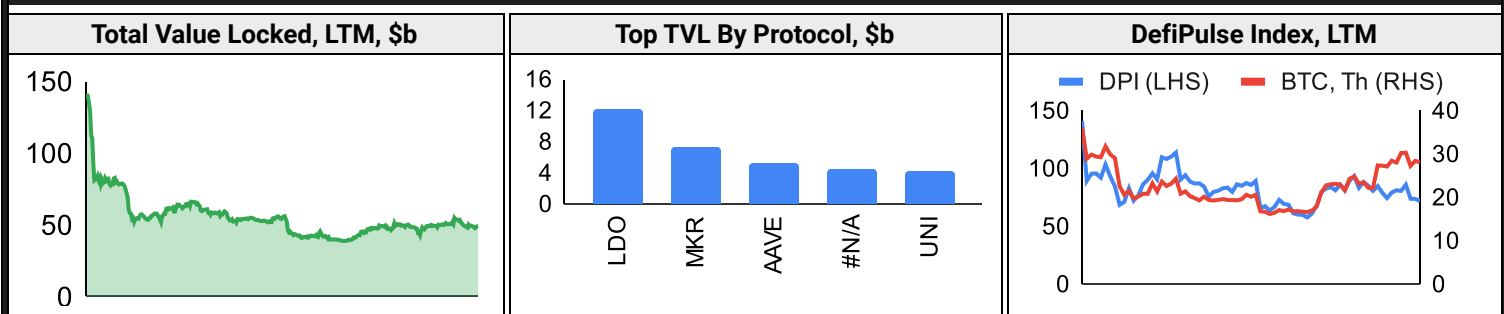
Top & Bottom Performers - Top 100 Tokens

| 24h | | 7 Days | | 30 Days | | 90 Days | | 365 Days | |
|-------|------|--------|-------|---------|------|---------|------|----------|-------|
| PEPE | 100% | PEPE | 1056% | XRD | 81% | CFX | 381% | FLOKI | 261% |
| FLOKI | 56% | FLOKI | 40% | RNDR | 64% | STX | 140% | CFX | 155% |
| BIT | 6% | CSPR | 8% | CSPR | 46% | INJ | 98% | OKB | 153% |
| WOO | 4% | TRX | 7% | FLOKI | 46% | BGB | 88% | INJ | 103% |
| HT | -4% | HT | -12% | IMX | -19% | APT | -41% | CRO | -76% |
| OP | -5% | INJ | -14% | FXS | -21% | CAKE | -44% | FLOW | -81% |
| XRD | -5% | IMX | -16% | LDO | -27% | HT | -45% | NEAR | -84% |
| STX | -5% | XRD | -29% | CAKE | -32% | LUNC | -46% | LUNC | -100% |

Category Performance

| Category | 7d | 30d | 90d | 180d | 365d | Ecosystem | 7d | 30d | 90d | 180d | 365d |
|-----------------|-----|------|------|------|------|--------------|-----|------|------|------|------|
| Other DeFi | 3% | 2% | 8% | 29% | -23% | Avalanche | 1% | -2% | -7% | -6% | -50% |
| CEXs | -4% | 1% | -9% | -15% | -25% | BSC | -2% | -3% | -2% | 8% | -38% |
| Lending | -4% | -1% | -21% | -33% | -68% | Tron | 0% | -4% | -3% | -4% | -38% |
| Meme | 5% | -3% | -5% | 75% | 27% | Cosmos | -5% | -4% | -14% | 17% | -42% |
| Smart Contract | -2% | -7% | -12% | -8% | -56% | Polygon | 0% | -4% | -6% | 2% | -41% |
| IoT/Data/Comp. | -3% | -8% | -16% | -20% | -60% | Gnosis Chain | -1% | -9% | -7% | -1% | -56% |
| Currency | -2% | -8% | -6% | 0% | -38% | Polkadot | -3% | -10% | -14% | -11% | -54% |
| Privacy | -2% | -9% | -22% | -19% | -59% | Solana | -4% | -11% | -17% | -28% | -72% |
| Gaming/Entertai | -4% | -10% | -25% | -24% | -66% | | | | | | |
| Scaling | -2% | -11% | -18% | 5% | -48% | | | | | | |
| DEX | -4% | -16% | -14% | -13% | -61% | | | | | | |

DeFi



Trading Volume

| Aggregate Volumes by Product, \$b | | | | | Top Derivatives Exchanges, \$m and bps | | | | | Top Spot Exchanges, \$m | | |
|-----------------------------------|----|-----|-------|-----|--|--------|--------|-----|-----|-------------------------|-------|--------|
| Product | 1d | 7d | 30d | O/I | Exchange | 1d Vol | O/I | Mkr | Tkr | Exchange | Score | 1d Vol |
| Spot | 17 | 122 | 633 | n/a | Binance | 35,958 | 38,387 | 2.0 | 4.0 | Binance | 9.9 | 7,587 |
| Perpetuals | 52 | 331 | 1,750 | 16 | OKX | 11,381 | 3,436 | 2.0 | 5.0 | Coinbase | 8.4 | 952 |
| Futures | 0 | 2 | 7 | 0 | Bybit | 7,681 | 4,664 | 1.0 | 6.0 | Kraken | 8.1 | 490 |
| Options* | 1 | 6 | 28 | n/a | KuCoin | 1,751 | 1,802 | 2.0 | 6.0 | KuCoin | 7.4 | 488 |

| Daily Volume (Last 20d) - Top 100 Tokens, \$b | | | | Top Volume, 1d, \$m | | Top Volume, %20d Avg | | Low Volume, %20d Avg | |
|---|--|--|--|---------------------|--------|----------------------|-------|----------------------|--------|
| | | | | USDT | 24,004 | FLOKI | 179% | OKB | 2153% |
| | | | | BTC | 16,155 | BIT | 2156% | CRO | 2513% |
| | | | | ETH | 7,190 | WBT | 1010% | XRD | 49% |
| | | | | USDC | 3,371 | LEO | 177% | MANA | 87894% |
| | | | | BUSD | 2,169 | PAXG | 989% | ARB | 0% |

Traditional Finance

| Global Equity Markets* | | | | | | | SPX vs. BTC, LTM | |
|------------------------|-----|----------|-----|---------|-------|-----|------------------|--|
| | US | US Grwth | UK | Germany | Japan | HK | | |
| 1D | -1% | 0% | 0% | 0% | 0% | 1% | | |
| 7D | -3% | -2% | -2% | -1% | 0% | -1% | | |
| 90D | -1% | 4% | 4% | 4% | 2% | -5% | | |
| 365D | -2% | 1% | 4% | 13% | 4% | -3% | | |

| 10-Year Treasury Yields | | | | | | | Commodities & FX | | | | | |
|-------------------------|-------|--------|-------|---------|-------|-------|------------------|------|------|-------|---------|---------|
| | US | Brazil | UK | Germany | Japan | HK | Last | WTI | Gas | Gold | USD/EUR | USD/JPY |
| Last | 3.45% | 12.04% | 3.81% | 2.28% | 0.42% | 3.06% | Last | 71.6 | 2.15 | 2,007 | 0.91 | 134.9 |
| 1d Chg | 0.09 | -0.10 | 0.15 | 0.09 | -0.01 | -0.05 | 1d % Chg | 4.5% | 2.1% | -2.4% | 0.2% | 0.4% |

Correlations

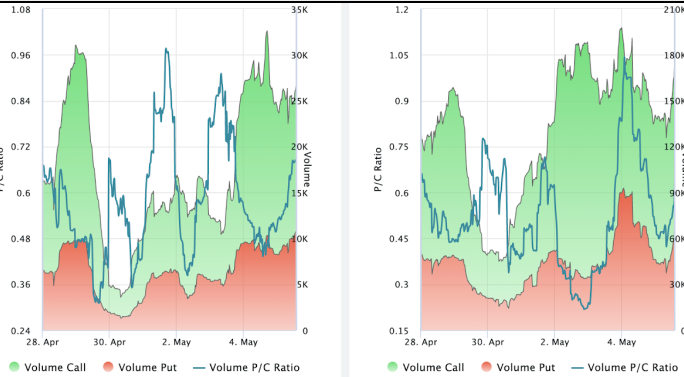
| Intra-Crypto Correlations, LTM | | | | | | | Rolling 3M Correlations, LTM | |
|--------------------------------|------|------|------|------|------|------|------------------------------|--|
| | BTC | ETH | BNB | XRP | ADA | DOGE | | |
| BTC | | | | | | | | |
| ETH | 0.88 | | | | | | | |
| BNB | 0.80 | 0.80 | | | | | | |
| XRP | 0.68 | 0.72 | 0.67 | | | | | |
| ADA | 0.79 | 0.80 | 0.77 | 0.74 | | | | |
| DOGE | 0.64 | 0.67 | 0.63 | 0.57 | 0.67 | | | |

Crypto News

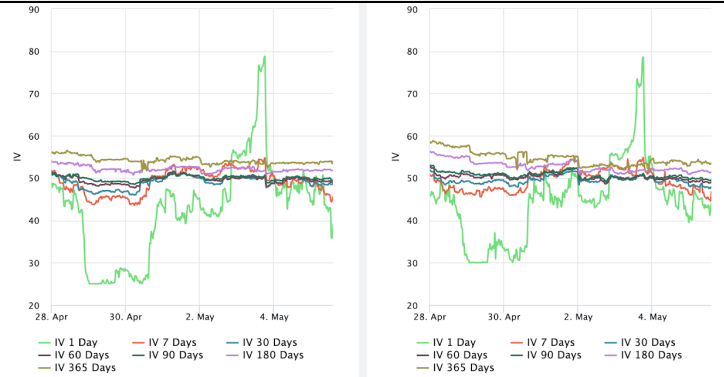
- [Securitize expands access to Hamilton Lane tokenized fund on Polygon - The Block](#)
- [SEC removes proposed definition of 'digital assets' from its final hedge fund rules - The Block](#)
- [Curve Finance deploys crvUSD stablecoin on Ethereum mainnet - The Block](#)
- [Jury convicts former OpenSea product head after NFT insider trading trial - The Block](#)
- [SUI price drops 70% from market debut top amid excessive supply concerns - Cointelegraph](#)
- [PEPE memecoin hits \\$1 billion market cap fueled by Binance listing - Cointelegraph](#)
- [Coinbase remains '100% committed' to US market: Armstrong - Cointelegraph](#)
- [Voyager creditors could start seeing funds in the 'next few weeks' - Cointelegraph](#)

Crypto Options

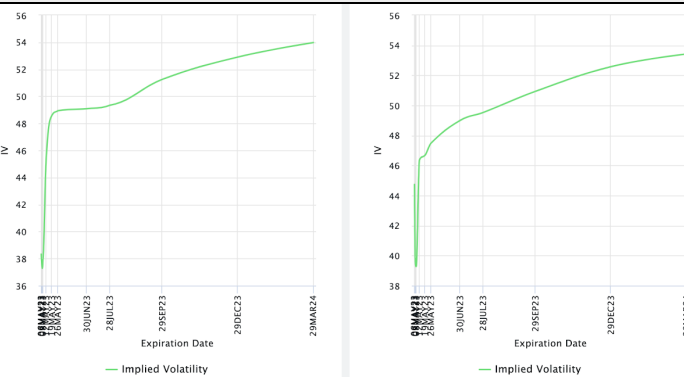
Options Volume & Put/Call Ratio (BTC LHS ; ETH RHS), 1d



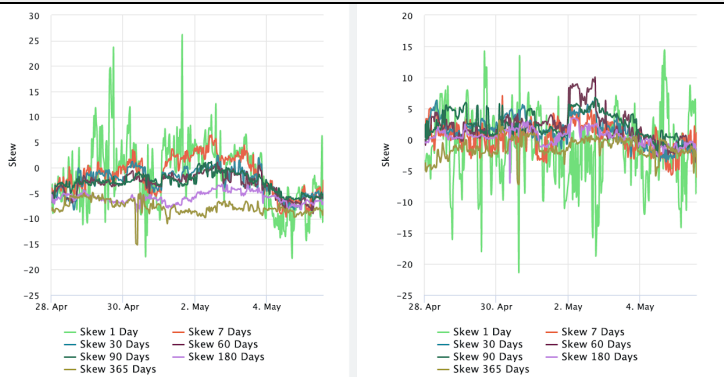
ATM Implied Volatility (BTC LHS ; ETH RHS)



ATM Implied Vol Term Structure (BTC LHS ; ETH RHS)

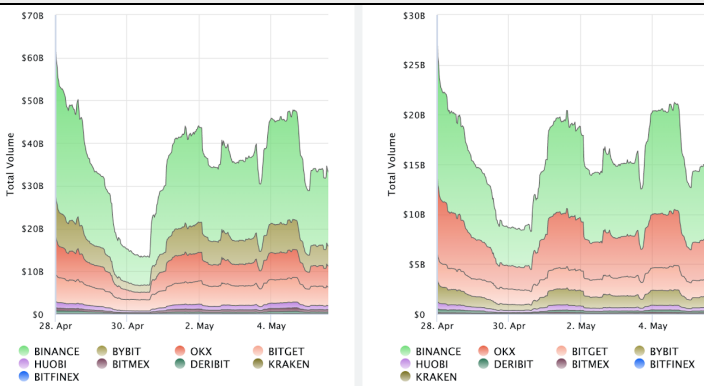


25 Delta Skew (BTC LHS ; ETH RHS)

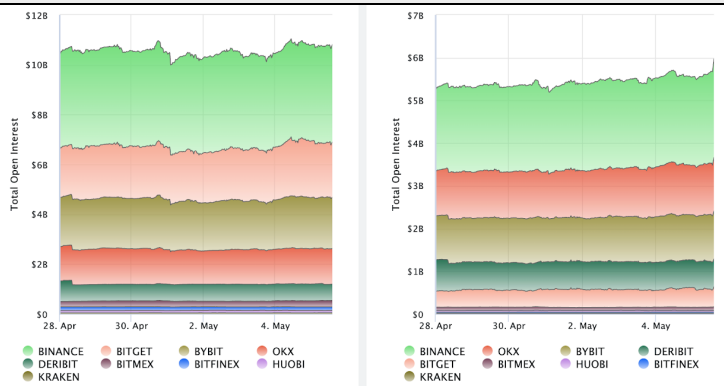


Crypto Futures

Futures Volume (BTC LHS ; ETH RHS), 1d



Futures Open Interest (BTC LHS ; ETH RHS)



Volume Weighted Funding Rate (BTC LHS ; ETH RHS), 1d



Liquidations (BTC LHS ; ETH RHS), 1d



About GSR

GSR is a global leader in digital asset trading, market making, OTC derivatives, and investments. We operate in a culture of excellence and leverage our first-rate reputation, deep relationships and proprietary trading technology to move swiftly and capitalize on market opportunities.

GSR's experienced team brings together decades of institutional trading expertise, while our industry-leading proprietary technology stack anchors everything we do.

Our main service areas are: market making; proprietary and algorithmic trading; client execution; structured products; risk management solutions; and portfolio investments.

For more information or if we can help with anything, please see gsr.io or contact us at gsr@gsr.io.

Follow GSR for more content: [Twitter](#) [Telegram](#) [LinkedIn](#)

Authors

Matt Kunke, Research Analyst [Twitter](#) [Telegram](#) [LinkedIn](#)
Brian Rudick, Senior Strategist [Twitter](#) [Telegram](#) [LinkedIn](#)

Required Disclosures

This material is provided by GSR (the "Firm") solely for informational purposes, is intended only for sophisticated, institutional investors and does not constitute an offer or commitment, a solicitation of an offer or commitment, or any advice or recommendation, to enter into or conclude any transaction (whether on the terms shown or otherwise), or to provide investment services in any state or country where such an offer or solicitation or provision would be illegal. The Firm is not and does not act as an advisor or fiduciary in providing this material.

This material is not a research report, and not subject to any of the independence and disclosure standards applicable to research reports prepared pursuant to FINRA or CFTC research rules. This material is not independent of the Firm's proprietary interests, which may conflict with the interests of any counterparty of the Firm. The Firm trades instruments discussed in this material for its own account, may trade contrary to the views expressed in this material, and may have positions in other related instruments.

Information contained herein is based on sources considered to be reliable, but is not guaranteed to be accurate or complete. Any opinions or estimates expressed herein reflect a judgment made by the author(s) as of the date of publication, and are subject to change without notice. Trading and investing in digital assets involves significant risks including price volatility and illiquidity and may not be suitable for all investors. The Firm is not liable whatsoever for any direct or consequential loss arising from the use of this material. Copyright of this material belongs to GSR. Neither this material nor any copy thereof may be taken, reproduced or redistributed, directly or indirectly, without prior written permission of GSR.

Sources

*All options data is based on Deribit and Options-based graphs are from Laevidas based on Deribit data. Market returns are based on price returns for the following ETFs: VOO, QQQ, EWU, EWG, EWJ, and EWH.

| | | | | |
|---------------|----------------|-------------|---------------|-------------------|
| CoinGecko | Santiment | DefiLlama | CoinMarketCap | Laevidas |
| Investing.com | Google Finance | TradingView | Deribit | WoldCoinIndex.com |