

Crypto Leaderboard

Rank	Name	Ticker	Price	24h	7d	30d	24h Vol \$m	MC \$m	1-Year Chart
1	Bitcoin	BTC	\$27,925	-4%	-5%	0%	17,139	539,417	
2	Ethereum	ETH	\$1,866	-3%	-1%	1%	10,130	223,882	
3	Tether	USDT	\$1.00	0%	0%	0%	20,801	81,931	
4	BNB	BNB	\$317	-2%	-6%	2%	611	49,933	
5	USD Coin	USDC	\$1.00	0%	0%	0%	5,525	30,122	
6	XRP	XRP	\$0.44	-5%	-8%	-14%	1,127	22,611	
7	Cardano	ADA	\$0.37	-3%	-7%	-4%	295	13,012	
8	Lido stETH	STETH	\$1,864	-3%	-1%	1%	19	11,854	
9	Dogecoin	DOGE	\$0.07	-3%	-7%	-8%	472	10,402	
10	Polygon	MATIC	\$0.94	-5%	-5%	-15%	313	8,629	

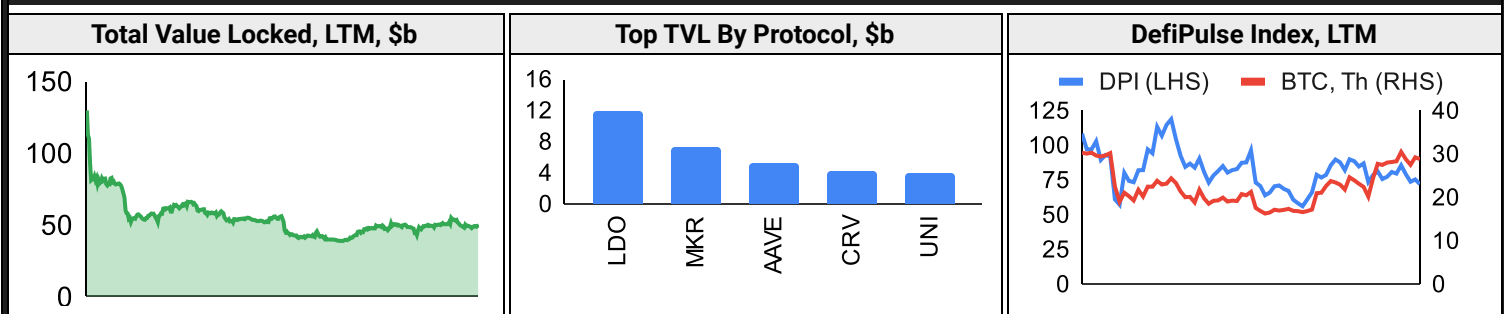
Top & Bottom Performers - Top 100 Tokens

24h		7 Days		30 Days		90 Days		365 Days	
STX	13%	Pepe	214%	RNDR	47%	CFX	285%	OKB	182%
FLR	3%	STX	10%	XRD	42%	KAS	216%	CFX	130%
BGB	2%	TRX	1%	WOO	29%	STX	156%	INJ	95%
ATOM	1%	WOO	1%	INJ	27%	BGB	83%	RPL	70%
XRD	-9%	LUNC	-18%	FXS	-24%	FXS	-45%	AXS	-77%
Sui	-11%	KAS	-19%	CFX	-27%	APT	-45%	FLOW	-81%
RNDR	-14%	RNDR	-22%	LDO	-28%	HT	-47%	NEAR	-85%
Pepe	-21%	XRD	-23%	LUNC	-29%	LUNC	-52%	LUNC	-100%

Category Performance

Category	7d	30d	90d	180d	365d	Ecosystem	7d	30d	90d	180d	365d
CEXs	-4%	-2%	-13%	10%	-21%	Avalanche	-3%	-7%	-19%	26%	-50%
Other DeFi	-1%	-2%	-4%	90%	-22%	Tron	-5%	-8%	-10%	14%	-47%
Lending	-6%	-5%	-29%	-9%	-67%	Polygon	-4%	-10%	-19%	46%	-41%
Meme	-4%	-11%	-23%	105%	12%	Cosmos	-7%	-10%	-25%	63%	-42%
Currency	-5%	-12%	-11%	28%	-39%	BSC	-10%	-11%	-15%	49%	-39%
Smart Contract	-6%	-12%	-19%	24%	-58%	Gnosis Chain	-4%	-14%	-21%	39%	-57%
IoT/Data/Comp.	-9%	-14%	-29%	5%	-61%	Solana	-8%	-15%	-31%	8%	-72%
Privacy	-6%	-15%	-29%	7%	-60%	Polkadot	-9%	-16%	-25%	22%	-54%
Scaling	-8%	-17%	-27%	43%	-48%						
Gaming/Entertai	-9%	-18%	-35%	5%	-67%						
DEX	-9%	-21%	-28%	19%	-64%						

DeFi



Trading Volume

Aggregate Volumes by Product, \$b					Top Derivatives Exchanges, \$m and bps					Top Spot Exchanges, \$m		
Product	1d	7d	30d	O/I	Exchange	1d Vol	O/I	Mkr	Tkr	Exchange	Score	1d Vol
Spot	19	119	587	n/a	Binance	43,606	60,951	2.0	4.0	Binance	9.9	8,255
Perpetuals	65	371	1,660	16	Bybit	10,444	4,473	1.0	6.0	Coinbase	8.4	1,025
Futures	0	2	7	1	OKX	14,817	3,318	2.0	5.0	Kraken	8.0	427
Options*	0	6	27	n/a	KuCoin	2,209	1,707	2.0	6.0	KuCoin	7.5	608

Daily Volume (Last 20d) - Top 100 Tokens, \$b				Top Volume, 1d, \$m		Top Volume, %20d Avg		Low Volume, %20d Avg	
				USDT	26,898	STX	1634%	OKB	2391%
				BTC	15,798	FLR	1534%	USDP	173%
				ETH	8,958	KCS	168%	XRD	50%
				USDC	3,712	WBT	559%	CRO	3970%
				BUSD	2,716	BGB	342%	INJ	2255%

Traditional Finance

Global Equity Markets*							SPX vs. BTC, LTM	
	US	US Grwth	UK	Germany	Japan	HK		
1D	0%	0%	0%	0%	0%	0%		
7D	-1%	0%	0%	0%	1%	-1%		
90D	-1%	4%	5%	5%	2%	-4%		
365D	3%	8%	10%	18%	8%	1%		

10-Year Treasury Yields							Commodities & FX					
	US	Brazil	UK	Germany	Japan	HK	Last	WTI	Gas	Gold	USD/EUR	USD/JPY
Last	3.51%	12.13%	3.80%	2.34%	0.41%	3.13%	Last	73.5	2.21	2,029	0.91	135.0
1d Chg	0.07	-0.12	0.02	0.04	0.00	-0.05	1d % Chg	3.0%	3.3%	0.2%	-0.2%	0.1%

Correlations

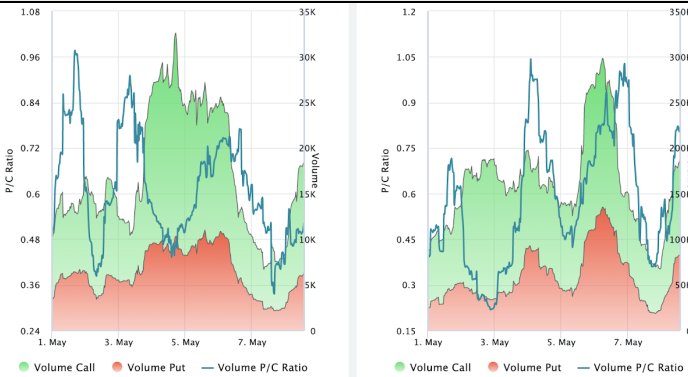
Intra-Crypto Correlations, LTM							Rolling 3M Correlations, LTM	
	BTC	ETH	BNB	XRP	ADA	DOGE		
BTC								
ETH	0.88							
BNB	0.80	0.80						
XRP	0.69	0.71	0.67					
ADA	0.79	0.80	0.76	0.74				
DOGE	0.64	0.67	0.63	0.57	0.67			

Crypto News

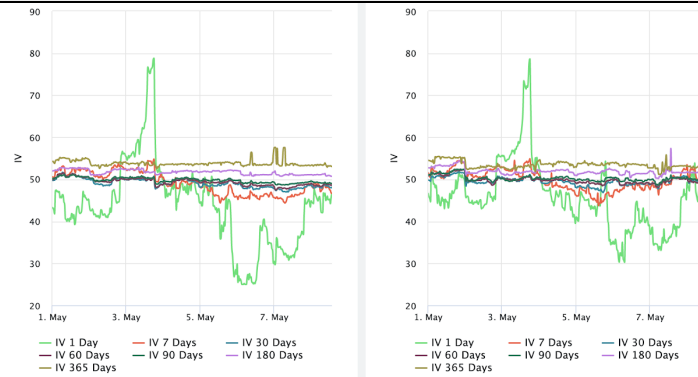
- [Voyager could distribute cash and crypto to creditors in 'next few weeks' - The Block](#)
- [Solana Foundation launches NFT pitch contest for aspiring creators - The Block](#)
- [Nigeria goes blockchain: Policy could impact digital identity - Cointelegraph](#)
- [Pepe's sudden drop leaves whale 500k in the red - Cointelegraph](#)
- [Binance closes BTC withdrawals amid congestion on the Bitcoin network - Cointelegraph](#)
- [Stripe tackles 'cold start problem' with the launch of fiat-to-crypto on-ramp - Cointelegraph](#)
- [Memecoin sends BTC fees to the moon, miner profits top \\$50B and more: Hodler's Digest, April 30-May 6 - Cointelegraph](#)
- [Kazakhstan collected \\$7M in crypto mining taxes in 2022 - Cointelegraph](#)

Crypto Options

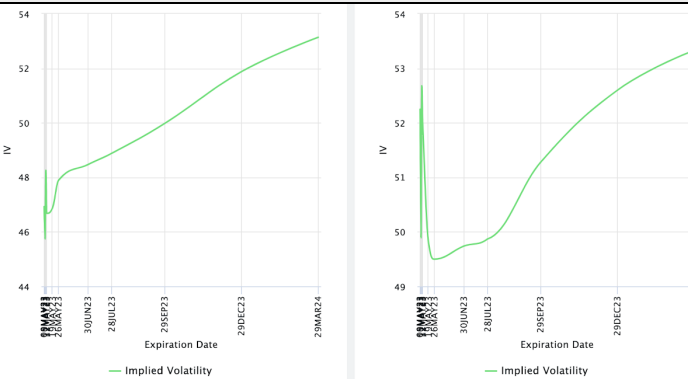
Options Volume & Put/Call Ratio (BTC LHS ; ETH RHS), 1d



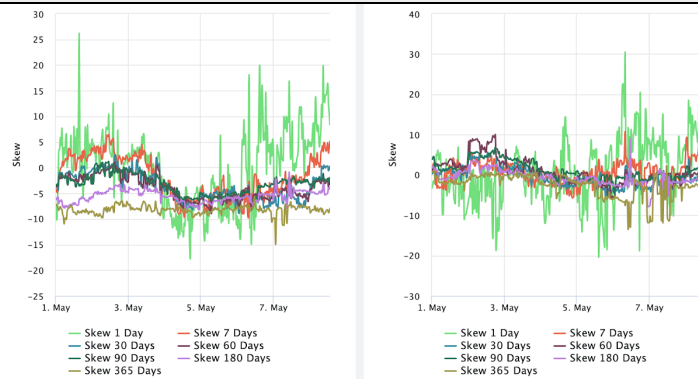
ATM Implied Volatility (BTC LHS ; ETH RHS)



ATM Implied Vol Term Structure (BTC LHS ; ETH RHS)

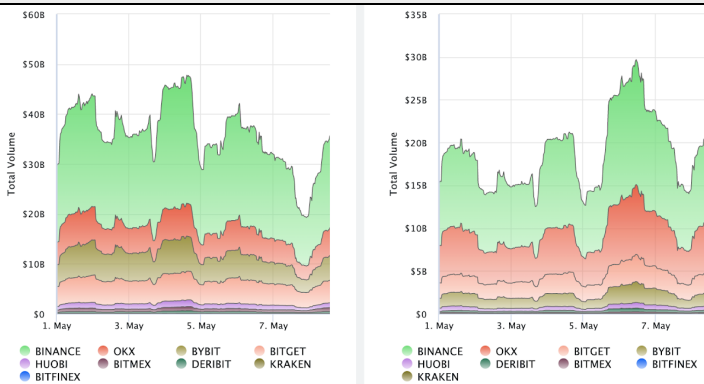


25 Delta Skew (BTC LHS ; ETH RHS)

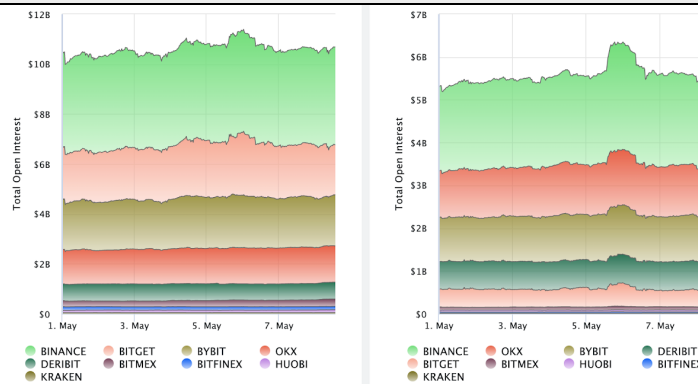


Crypto Futures

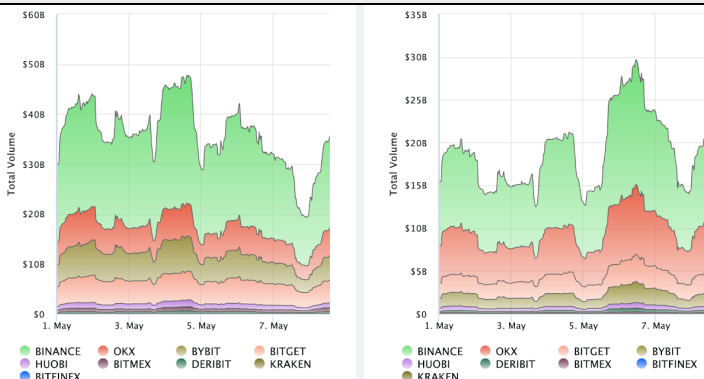
Futures Volume (BTC LHS ; ETH RHS), 1d



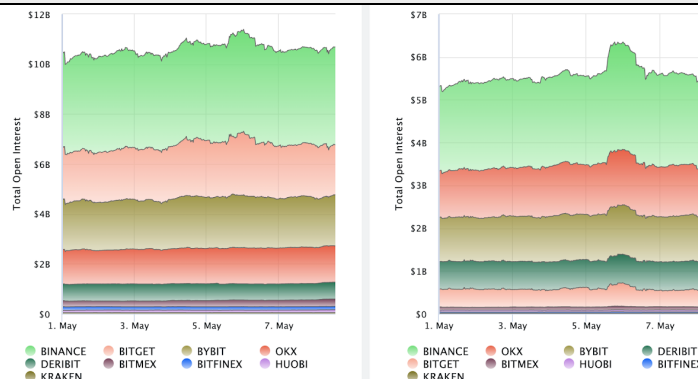
Futures Open Interest (BTC LHS ; ETH RHS)



Volume Weighted Funding Rate (BTC LHS ; ETH RHS), 1d



Liquidations (BTC LHS ; ETH RHS), 1d



About GSR

GSR is a global leader in digital asset trading, market making, OTC derivatives, and investments. We operate in a culture of excellence and leverage our first-rate reputation, deep relationships and proprietary trading technology to move swiftly and capitalize on market opportunities.

GSR's experienced team brings together decades of institutional trading expertise, while our industry-leading proprietary technology stack anchors everything we do.

Our main service areas are: market making; proprietary and algorithmic trading; client execution; structured products; risk management solutions; and portfolio investments.

For more information or if we can help with anything, please see gsr.io or contact us at gsr@gsr.io.

Follow GSR for more content: [Twitter](#) [Telegram](#) [LinkedIn](#)

Authors

Matt Kunke, Research Analyst [Twitter](#) [Telegram](#) [LinkedIn](#)
Brian Rudick, Senior Strategist [Twitter](#) [Telegram](#) [LinkedIn](#)

Required Disclosures

This material is provided by GSR (the "Firm") solely for informational purposes, is intended only for sophisticated, institutional investors and does not constitute an offer or commitment, a solicitation of an offer or commitment, or any advice or recommendation, to enter into or conclude any transaction (whether on the terms shown or otherwise), or to provide investment services in any state or country where such an offer or solicitation or provision would be illegal. The Firm is not and does not act as an advisor or fiduciary in providing this material.

This material is not a research report, and not subject to any of the independence and disclosure standards applicable to research reports prepared pursuant to FINRA or CFTC research rules. This material is not independent of the Firm's proprietary interests, which may conflict with the interests of any counterparty of the Firm. The Firm trades instruments discussed in this material for its own account, may trade contrary to the views expressed in this material, and may have positions in other related instruments.

Information contained herein is based on sources considered to be reliable, but is not guaranteed to be accurate or complete. Any opinions or estimates expressed herein reflect a judgment made by the author(s) as of the date of publication, and are subject to change without notice. Trading and investing in digital assets involves significant risks including price volatility and illiquidity and may not be suitable for all investors. The Firm is not liable whatsoever for any direct or consequential loss arising from the use of this material. Copyright of this material belongs to GSR. Neither this material nor any copy thereof may be taken, reproduced or redistributed, directly or indirectly, without prior written permission of GSR.

Sources

*All options data is based on Deribit and Options-based graphs are from Laevidas based on Deribit data. Market returns are based on price returns for the following ETFs: VOO, QQQ, EWU, EWG, EWJ, and EWH.

CoinGecko	Santiment	DefiLlama	CoinMarketCap	Laevidas
Investing.com	Google Finance	TradingView	Deribit	WoldCoinIndex.com