

Crypto Leaderboard

Rank	Name	Ticker	Price	24h	7d	30d	24h Vol \$m	MC \$m	1-Year Chart
1	Bitcoin	BTC	\$26,923	-1%	3%	-7%	15,255	520,754	
2	Ethereum	ETH	\$1,865	0%	5%	-1%	6,487	223,780	
3	Tether	USDT	\$1.00	0%	0%	0%	10,393	83,226	
4	BNB	BNB	\$305	-1%	0%	-5%	560	48,062	
5	USD Coin	USDC	\$1.00	0%	0%	0%	3,885	28,842	
6	XRP	XRP	\$0.51	-1%	12%	9%	1,364	26,262	
7	Lido stETH	STETH	\$1,861	0%	4%	-1%	28	12,918	
8	Cardano	ADA	\$0.36	-3%	2%	-7%	250	12,734	
9	Dogecoin	DOGE	\$0.07	1%	2%	-9%	208	10,036	
10	Polygon	MATIC	\$0.90	1%	2%	-9%	192	8,305	

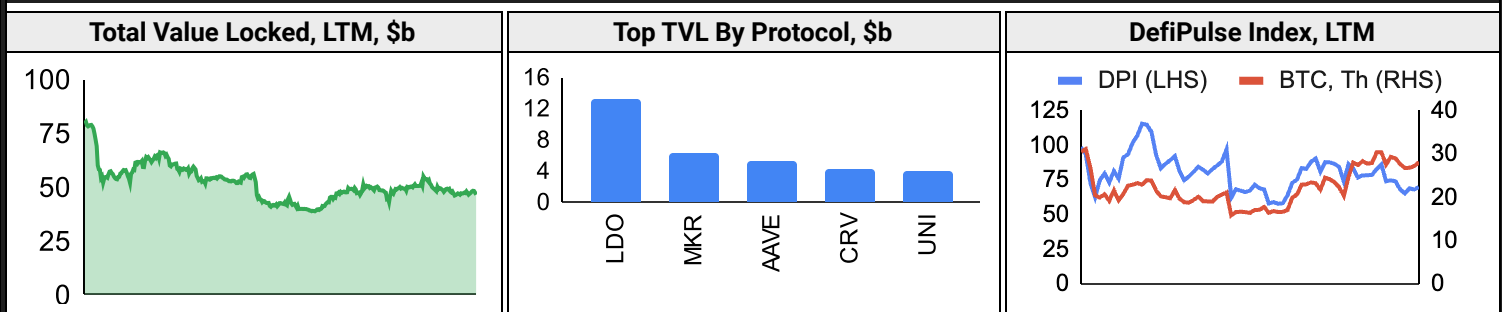
Top & Bottom Performers - Top 100 Tokens

24h		7 Days		30 Days		90 Days		365 Days	
XDC	6%	QNT	18%	KAVA	31%	INJ	100%	OKB	297%
PEPE	6%	GRT	17%	RNDR	18%	RNDR	80%	CFX	255%
LTC	4%	XDC	17%	BGB	11%	XRD	53%	INJ	247%
SAND	4%	INJ	13%	XRP	9%	CFX	45%	RNDR	229%
TON	-3%	TON	-9%	GMX	-24%	MINA	-40%	CRO	-67%
HT	-3%	PEPE	-9%	FTM	-25%	DASH	-40%	AXS	-67%
KAVA	-4%	KAVA	-9%	XRD	-29%	LUNC	-45%	NEAR	-71%
GT	-8%	OP	-11%	OP	-36%	OP	-45%	FLOW	-71%

Category Performance

Category	7d	30d	90d	180d	365d	Ecosystem	7d	30d	90d	180d	365d
Currency	3%	-3%	-1%	11%	-14%	Cosmos	4%	0%	-6%	55%	3%
IoT/Data/Comp.	2%	-10%	-21%	-2%	-41%	Solana	6%	-1%	-21%	15%	-47%
Lending	-1%	-10%	-14%	-12%	-53%	Tron	-3%	-2%	-7%	16%	-33%
Smart Contract	0%	-11%	-17%	9%	-40%	BSC	4%	-9%	1%	25%	-5%
CEXs	-2%	-11%	-13%	7%	-3%	Gnosis Chain	2%	-9%	-19%	18%	-34%
Other DeFi	-1%	-12%	-9%	58%	27%	Polygon	2%	-9%	-10%	21%	-10%
DEX	1%	-15%	-21%	1%	-47%	Avalanche	2%	-11%	-17%	8%	-31%
Meme	1%	-16%	-23%	43%	38%	Polkadot	2%	-14%	-23%	2%	-29%
Gaming/Entertai	-1%	-16%	-24%	-7%	-52%						
Privacy	-3%	-17%	-30%	-21%	-53%						
Scaling	-2%	-20%	-28%	14%	-12%						

DeFi



Trading Volume

Aggregate Volumes by Product, \$b					Top Derivatives Exchanges, \$m and bps					Top Spot Exchanges, \$m		
Product	1d	7d	30d	O/I	Exchange	1d Vol	O/I	Mkr	Tkr	Exchange	Score	1d Vol
Spot	14	92	437	n/a	Binance	33,313	10,247	2.0	4.0	Binance	9.9	7,295
Perpetuals	100	390	1,500	29	OKX	11,128	21,075	2.0	5.0	Coinbase	8.5	976
Futures	0	0	6	0	Bybit	7,108	4,673	1.0	6.0	Kraken	8.2	523
Options*	1	5	24	n/a	KuCoin	1,710	1,921	2.0	6.0	KuCoin	7.4	458

Daily Spot Volume, Top 100 Tokens Last 20d, \$b		Top Volume, 1d, \$m		Top Volume, %20d Avg		Low Volume, %20d Avg	
		USDT	22,563	GRT	543%	KAVA	38%
		BTC	14,644	XDC	417%	STX	50%
		ETH	5,648	GT	248%	USDD	52%
		USDC	2,995	STETH	238%	GALA	53%
		TUSD	2,397	OP	212%	BSV	55%

Traditional Finance

Global Equity Markets*							SPX vs. BTC, LTM	
	US	US Grwth	UK	Germany	Japan	HK		
1D	-1%	-1%	-1%	-2%	-1%	0%		
7D	1%	2%	-1%	-1%	-1%	-1%		
90D	3%	16%	-3%	0%	3%	-10%		
365D	2%	14%	-2%	4%	3%	-14%		

10-Year Treasury Yields							Commodities & FX					
	US	Brazil	UK	Germany	Japan	HK		WTI	Gas	Gold	USD/EUR	USD/JPY
Last	3.65%	11.53%	4.21%	2.28%	0.41%	3.51%	Last	67.8	2.26	1,984	0.93	139.5
1d Chg	0.02	-0.02	0.02	0.01	-0.01	-0.01	1d % Chg	-0.5%	-0.4%	0.1%	-0.2%	0.1%

Correlations

Intra-Crypto Correlations, LTM							Rolling 3M Correlations, LTM	
	BTC	ETH	BNB	XRP	ADA	DOGE		
BTC								
ETH	0.88							
BNB	0.79	0.79						
XRP	0.66	0.68	0.62					
ADA	0.78	0.80	0.74	0.70				
DOGE	0.62	0.65	0.59	0.52	0.66			

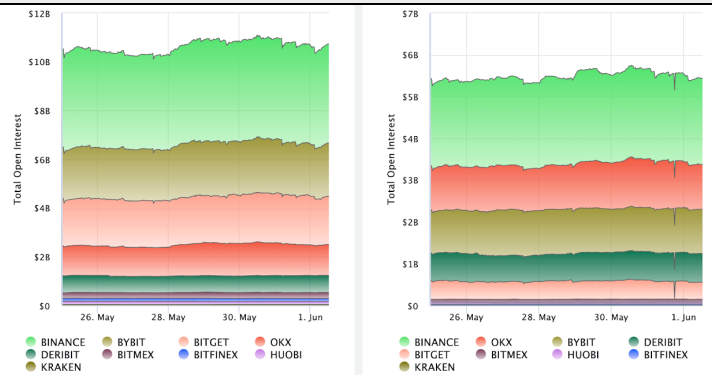
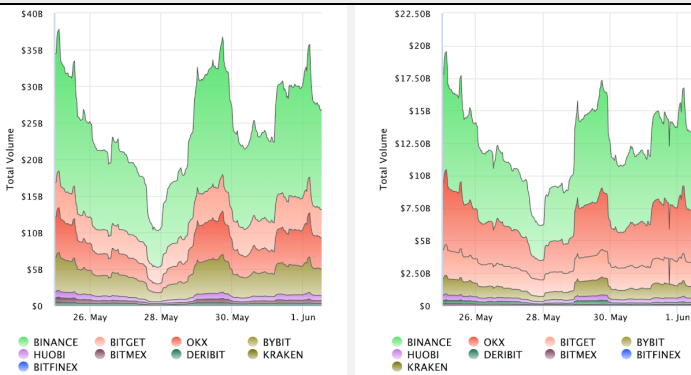
Crypto News

- [Multichain team says it can't contact CEO amid protocol problems - The Block](#)
- [Sotheby's to auction off more 'Grails' NFTs from 3AC in 'largest ever' sale of its kind - The Block](#)
- [UAE central bank issues AML/CFT guidance for crypto - The Block](#)
- [45 million-strong crypto app targets Twitter with new social media platform - The Block](#)
- [Coinbase CEO cites rising threat from China in fresh plea to US officials - The Block](#)
- [Former Coinbase employee agrees to cooperate in future SEC investigations - The Block](#)
- [Japanese AI experts raise concern over bots trained on copyrighted material - Cointelegraph](#)
- [Microsoft's CSO says AI will help humans flourish, cosigns doomsday letter anyway - Cointelegraph](#)

Crypto Futures

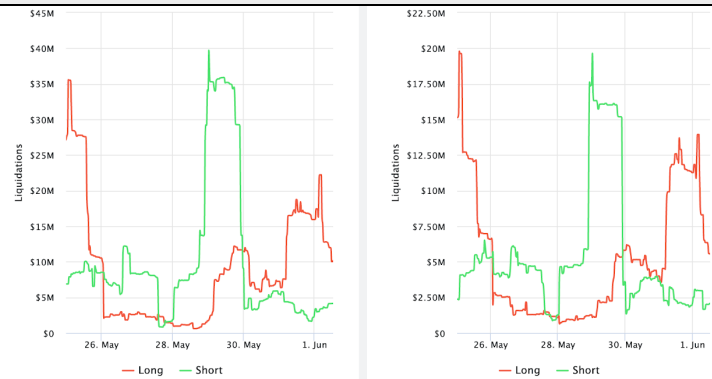
Futures Volume (BTC LHS ; ETH RHS), 1d

Futures Open Interest (BTC LHS ; ETH RHS)



Volume Weighted Funding Rate (BTC LHS ; ETH RHS), 1d

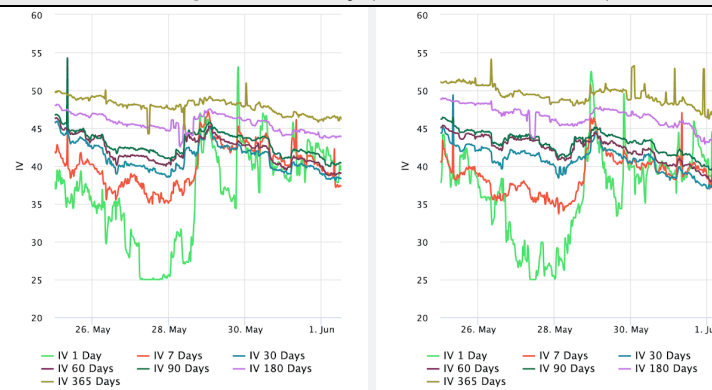
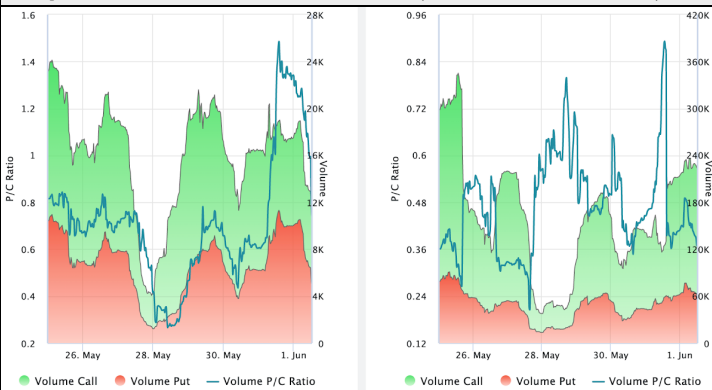
Liquidations (BTC LHS ; ETH RHS), 1d



Crypto Options

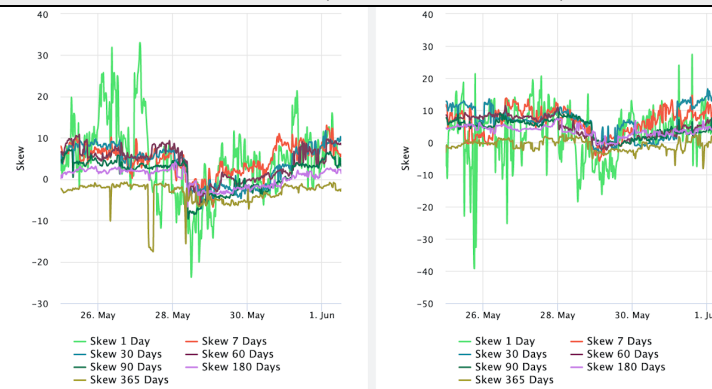
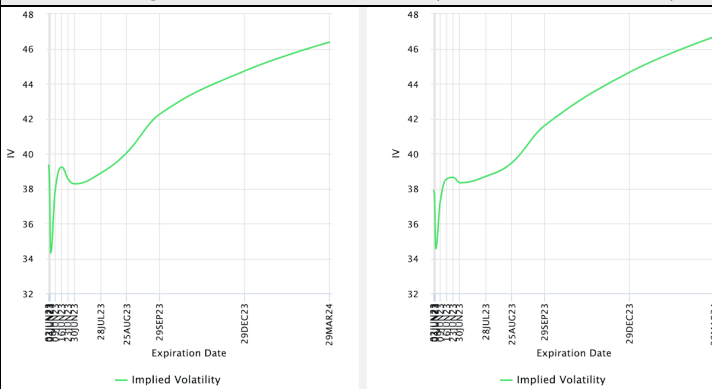
Options Volume & Put/Call Ratio (BTC LHS ; ETH RHS), 1d

ATM Implied Volatility (BTC LHS ; ETH RHS)



ATM Implied Vol Term Structure (BTC LHS ; ETH RHS)

25 Delta Skew (BTC LHS ; ETH RHS)



About GSR

GSR is a global leader in digital asset trading, market making, OTC derivatives, and investments. We operate in a culture of excellence and leverage our first-rate reputation, deep relationships and proprietary trading technology to move swiftly and capitalize on market opportunities.

GSR's experienced team brings together decades of institutional trading expertise, while our industry-leading proprietary technology stack anchors everything we do.

Our main service areas are: market making; proprietary and algorithmic trading; client execution; structured products; risk management solutions; and portfolio investments.

For more information or if we can help with anything, please see gsr.io or contact us at gsr@gsr.io.

Follow GSR for more content: [Twitter](#) [Telegram](#) [LinkedIn](#)

Authors

Matt Kunke, Research Analyst [Twitter](#) [Telegram](#) [LinkedIn](#)
Brian Rudick, Senior Strategist [Twitter](#) [Telegram](#) [LinkedIn](#)

Required Disclosures

This material is provided by GSR (the "Firm") solely for informational purposes, is intended only for sophisticated, institutional investors and does not constitute an offer or commitment, a solicitation of an offer or commitment, or any advice or recommendation, to enter into or conclude any transaction (whether on the terms shown or otherwise), or to provide investment services in any state or country where such an offer or solicitation or provision would be illegal. The Firm is not and does not act as an advisor or fiduciary in providing this material.

This material is not a research report, and not subject to any of the independence and disclosure standards applicable to research reports prepared pursuant to FINRA or CFTC research rules. This material is not independent of the Firm's proprietary interests, which may conflict with the interests of any counterparty of the Firm. The Firm trades instruments discussed in this material for its own account, may trade contrary to the views expressed in this material, and may have positions in other related instruments.

Information contained herein is based on sources considered to be reliable, but is not guaranteed to be accurate or complete. Any opinions or estimates expressed herein reflect a judgment made by the author(s) as of the date of publication, and are subject to change without notice. Trading and investing in digital assets involves significant risks including price volatility and illiquidity and may not be suitable for all investors. The Firm is not liable whatsoever for any direct or consequential loss arising from the use of this material. Copyright of this material belongs to GSR. Neither this material nor any copy thereof may be taken, reproduced or redistributed, directly or indirectly, without prior written permission of GSR.

Sources

*All options data is based on Deribit and Options-based graphs are from Laevidas based on Deribit data. Market returns are based on price returns for the following ETFs: VOO, QQQ, EWU, EWG, EWJ, and EWH.

CoinGecko	Santiment	DefiLlama	CoinMarketCap	Laevidas
Investing.com	Google Finance	TradingView	Deribit	WoldCoinIndex.com