











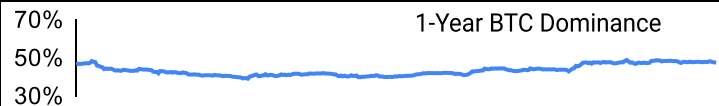
Crypto Leaderboard

Rank	Name	Ticker	Price	24h	7d	30d	24h Vol \$m	MC \$m	1-Year Chart
1	Bitcoin	BTC	\$27,107	1%	3%	-7%	15,700	526,150	
2	Ethereum	ETH	\$1,891	1%	4%	-1%	7,116	227,459	
3	Tether	USDT	\$1.00	0%	0%	0%	19,932	83,228	
4	BNB	BNB	\$307	1%	0%	-6%	526	48,447	
5	USD Coin	USDC	\$1.00	0%	0%	0%	3,850	28,985	
6	XRP	XRP	\$0.52	2%	11%	11%	1,067	26,816	
7	Lido stETH	STETH	\$1,890	1%	4%	0%	29	13,279	
8	Cardano	ADA	\$0.38	3%	5%	-5%	229	13,202	
9	Dogecoin	DOGE	\$0.07	0%	2%	-10%	207	10,067	
10	Solana	SOL	\$21.2	1%	10%	-5%	263	8,401	

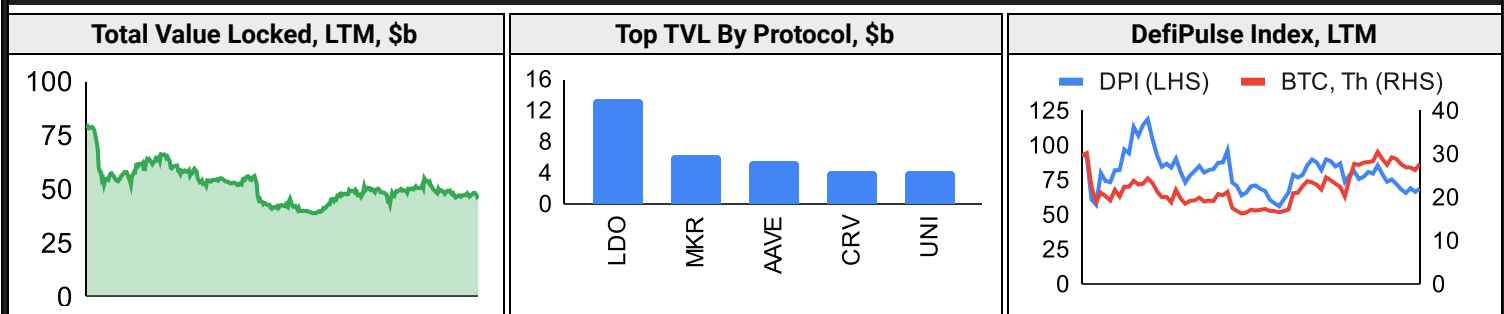
Top & Bottom Performers - Top 100 Tokens

24h		7 Days		30 Days		90 Days		365 Days	
INJ	12%	INJ	27%	KAVA	29%	INJ	147%	OKB	294%
LDO	11%	QNT	21%	BGB	18%	RNDR	111%	INJ	277%
ARB	7%	XDC	16%	PEPE	15%	XRD	62%	CFX	251%
APT	6%	LDO	16%	RNDR	14%	CFX	60%	RNDR	239%
GT	-1%	GT	-8%	STX	-24%	DASH	-37%	AXS	-67%
CFX	-1%	KAVA	-9%	FTM	-27%	OP	-39%	CRO	-68%
TON	-2%	OP	-12%	SUI	-31%	HT	-40%	FLOW	-71%
PEPE	-4%	PEPE	-12%	OP	-34%	LUNC	-42%	NEAR	-72%

Category Performance

Category	7d	30d	90d	180d	365d	Ecosystem	7d	30d	90d	180d	365d
Currency	4%	-2%	2%	11%	-14%	Tron	1%	1%	-5%	19%	-33%
Other DeFi	1%	-9%	0%	62%	32%	Cosmos	3%	1%	0%	58%	4%
IoT/Data/Comp.	3%	-10%	-18%	-3%	-43%	Solana	4%	-5%	-19%	12%	-49%
Lending	0%	-11%	-13%	-13%	-54%	BSC	6%	-7%	8%	28%	-4%
Smart Contract	2%	-11%	-12%	8%	-41%	Polygon	4%	-8%	-4%	24%	-10%
CEXs	-2%	-12%	-13%	6%	-4%	Gnosis Chain	2%	-11%	-16%	15%	-36%
DEX	3%	-14%	-16%	2%	-47%	Avalanche	2%	-11%	-14%	6%	-32%
Gaming/Entertai	1%	-15%	-19%	-6%	-53%	Polkadot	4%	-12%	-19%	5%	-28%
Meme	1%	-16%	-25%	41%	38%						
Privacy	-3%	-16%	-27%	-20%	-52%						
Scaling	2%	-17%	-21%	17%	-15%						

DeFi



Trading Volume

Aggregate Volumes by Product, \$b					Top Derivatives Exchanges, \$m and bps					Top Spot Exchanges, \$m		
Product	1d	7d	30d	O/I	Exchange	1d Vol	O/I	Mkr	Tkr	Exchange	Score	1d Vol
Spot	14	91	441	n/a	Binance	34,531	10,439	2.0	4.0	Binance	9.9	7,585
Perpetuals	78	478	1,610	29	OKX	11,512	20,536	2.0	5.0	Coinbase	8.4	860
Futures	0	0	6	0	Bybit	7,294	4,713	1.0	6.0	Kraken	8.0	521
Options*	0	0	0	n/a	KuCoin	1,631	1,933	2.0	6.0	KuCoin	7.5	462

Daily Spot Volume, Top 100 Tokens Last 20d, \$b		Top Volume, 1d, \$m		Top Volume, %20d Avg		Low Volume, %20d Avg	
		USDT	20,953	GT	227%	KAVA	41%
		BTC	15,049	STETH	218%	STX	44%
		ETH	6,071	APT	201%	PEPE	45%
		USDC	2,937	FIL	168%	USDD	52%
		TUSD	2,809	USDP	164%	GALA	55%

Traditional Finance

Global Equity Markets*							SPX vs. BTC, LTM	
	US	US Grwth	UK	Germany	Japan	HK		
1D	1%	-1%	1%	2%	3%	1%		
7D	0%	0%	0%	-1%	1%	-2%		
90D	4%	16%	-1%	1%	6%	-10%		
365D	1%	11%	-3%	3%	4%	-14%		

10-Year Treasury Yields							Commodities & FX					
	US	Brazil	UK	Germany	Japan	HK	Last	WTI	Gas	Gold	USD/EUR	USD/JPY
Last	3.66%	11.54%	4.19%	2.30%	0.41%	3.42%	Last	71.7	2.19	1,987	0.93	139.3
1d Chg	0.04	-0.01	0.07	0.05	-0.01	-0.05	1d % Chg	2.3%	1.7%	-0.4%	0.2%	0.4%

Correlations

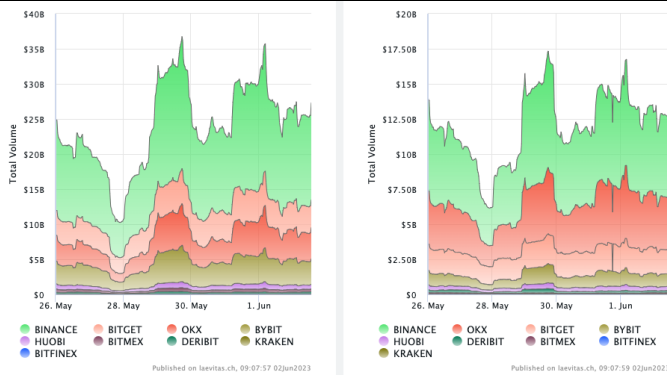
Intra-Crypto Correlations, LTM							Rolling 3M Correlations, LTM	
	BTC	ETH	BNB	XRP	ADA	DOGE		
BTC								
ETH	0.88							
BNB	0.79	0.79						
XRP	0.66	0.68	0.62					
ADA	0.78	0.81	0.74	0.70				
DOGE	0.62	0.65	0.59	0.52	0.66			

Crypto News

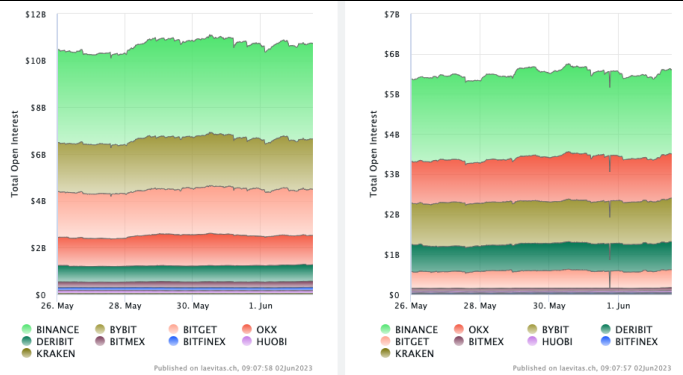
- [EU signs MiCA bill into law, setting stage for comprehensive cryptocurrency regime - Kitco NEWS](#)
- [Uniswap community votes against initial feedback poll for protocol fee on trades - The Block](#)
- [Silvergate agrees with Fed deadline for wind-down plan of crypto-friendly bank - The Block](#)
- [Bitcoin active users, fees and transactions had a wild ride in May amid memecoin mania - The Block](#)
- [Avalanche hits 1 million monthly active users for the first time - The Block](#)
- [Hong Kong-based First Digital introduces USD stablecoin - The Block](#)
- [Investment bank Cowen's digital asset unit is shutting down - The Block](#)
- [Multichain team says it can't contact CEO amid protocol problems - The Block](#)

Crypto Futures

Futures Volume (BTC LHS ; ETH RHS), 1d



Futures Open Interest (BTC LHS ; ETH RHS)



Volume Weighted Funding Rate (BTC LHS ; ETH RHS), 1d

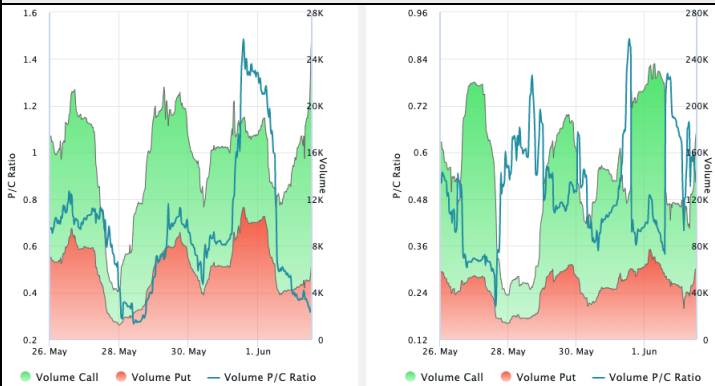


Liquidations (BTC LHS ; ETH RHS), 1d

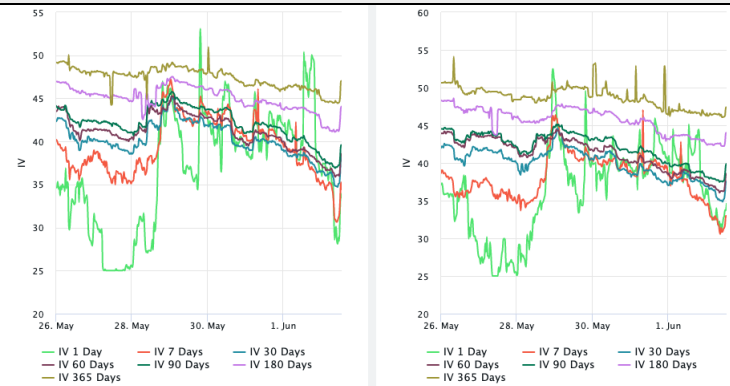


Crypto Options

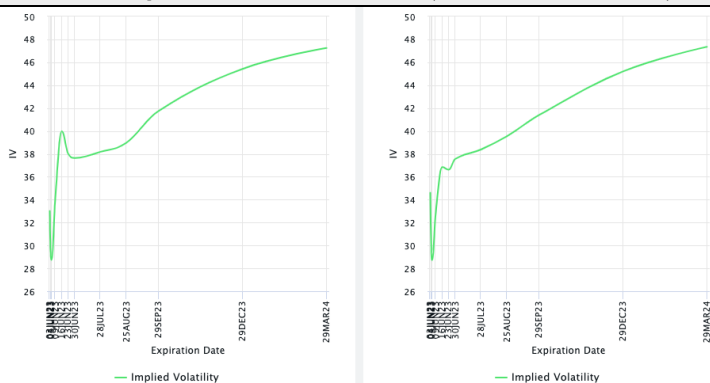
Options Volume & Put/Call Ratio (BTC LHS ; ETH RHS), 1d



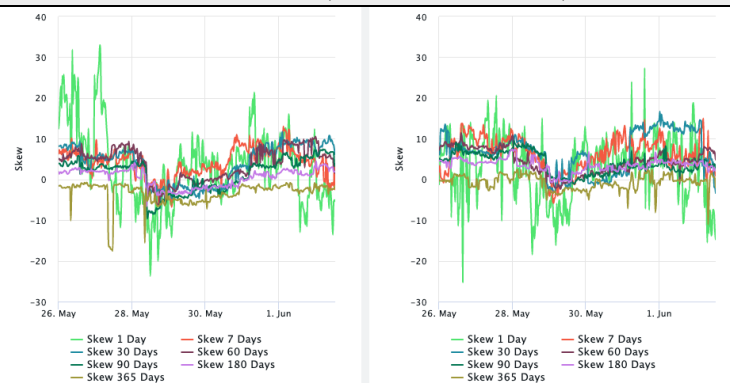
ATM Implied Volatility (BTC LHS ; ETH RHS)



ATM Implied Vol Term Structure (BTC LHS ; ETH RHS)



25 Delta Skew (BTC LHS ; ETH RHS)



About GSR

GSR is a global leader in digital asset trading, market making, OTC derivatives, and investments. We operate in a culture of excellence and leverage our first-rate reputation, deep relationships and proprietary trading technology to move swiftly and capitalize on market opportunities.

GSR's experienced team brings together decades of institutional trading expertise, while our industry-leading proprietary technology stack anchors everything we do.

Our main service areas are: market making; proprietary and algorithmic trading; client execution; structured products; risk management solutions; and portfolio investments.

For more information or if we can help with anything, please see gsr.io or contact us at gsr@gsr.io.

Follow GSR for more content: [Twitter](#) [Telegram](#) [LinkedIn](#)

Authors

Matt Kunke, Research Analyst [Twitter](#) [Telegram](#) [LinkedIn](#)
Brian Rudick, Senior Strategist [Twitter](#) [Telegram](#) [LinkedIn](#)

Required Disclosures

This material is provided by GSR (the "Firm") solely for informational purposes, is intended only for sophisticated, institutional investors and does not constitute an offer or commitment, a solicitation of an offer or commitment, or any advice or recommendation, to enter into or conclude any transaction (whether on the terms shown or otherwise), or to provide investment services in any state or country where such an offer or solicitation or provision would be illegal. The Firm is not and does not act as an advisor or fiduciary in providing this material.

This material is not a research report, and not subject to any of the independence and disclosure standards applicable to research reports prepared pursuant to FINRA or CFTC research rules. This material is not independent of the Firm's proprietary interests, which may conflict with the interests of any counterparty of the Firm. The Firm trades instruments discussed in this material for its own account, may trade contrary to the views expressed in this material, and may have positions in other related instruments.

Information contained herein is based on sources considered to be reliable, but is not guaranteed to be accurate or complete. Any opinions or estimates expressed herein reflect a judgment made by the author(s) as of the date of publication, and are subject to change without notice. Trading and investing in digital assets involves significant risks including price volatility and illiquidity and may not be suitable for all investors. The Firm is not liable whatsoever for any direct or consequential loss arising from the use of this material. Copyright of this material belongs to GSR. Neither this material nor any copy thereof may be taken, reproduced or redistributed, directly or indirectly, without prior written permission of GSR.

Sources

*All options data is based on Deribit and Options-based graphs are from Laevidas based on Deribit data. Market returns are based on price returns for the following ETFs: VOO, QQQ, EWU, EWG, EWJ, and EWH.

CoinGecko	Santiment	DefiLlama	CoinMarketCap	Laevidas
Investing.com	Google Finance	TradingView	Deribit	WoldCoinIndex.com