

Crypto Leaderboard

Rank	Name	Ticker	Price	24h	7d	30d	24h Vol \$m	MC \$m	1-Year Chart
1	Bitcoin	BTC	\$26,736	-2%	-4%	-7%	8,499	518,715	
2	Ethereum	ETH	\$1,867	-2%	-2%	-2%	5,891	224,625	
3	Tether	USDT	\$1.00	0%	0%	0%	17,878	83,125	
4	BNB	BNB	\$300	-2%	-5%	-7%	608	47,341	
5	USD Coin	USDC	\$1.00	0%	0%	0%	2,597	28,857	
6	XRP	XRP	\$0.53	1%	11%	16%	1,591	27,703	
7	Lido stETH	STETH	\$1,867	-2%	-2%	-2%	7	13,184	
8	Cardano	ADA	\$0.37	-2%	-2%	-2%	154	13,062	
9	Dogecoin	DOGE	\$0.07	-2%	-2%	-7%	218	9,991	
10	Solana	SOL	\$21.4	-3%	4%	-2%	400	8,526	

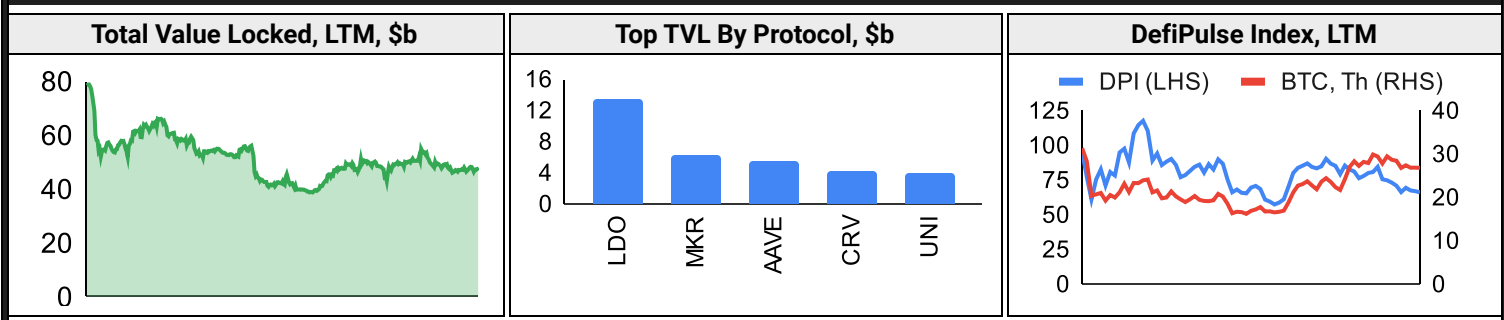
Top & Bottom Performers - Top 100 Tokens

24h		7 Days		30 Days		90 Days		365 Days	
KAVA	8%	LUNC	12%	KAVA	52%	INJ	135%	OKB	295%
MANA	7%	SAND	11%	RNDR	27%	RNDR	125%	RNDR	269%
SAND	5%	XRP	11%	LDO	24%	XRD	64%	INJ	269%
LUNC	3%	MANA	10%	BGB	20%	XRP	40%	CFX	221%
APT	-6%	GT	-15%	GMX	-23%	DASH	-32%	AXS	-63%
INJ	-6%	SUI	-17%	FTM	-23%	APE	-32%	CRO	-66%
SUI	-7%	CFX	-20%	SUI	-34%	OP	-39%	NEAR	-69%
PEPE	-9%	PEPE	-21%	PEPE	-56%	HT	-40%	FLOW	-71%

Category Performance

Category	7d	30d	90d	180d	365d	Ecosystem	7d	30d	90d	180d	365d
Currency	-1%	-1%	3%	12%	-14%	Tron	6%	8%	3%	25%	-26%
Lending	0%	-6%	-12%	-2%	-52%	Cosmos	-1%	4%	1%	52%	7%
Gaming/Entertai	2%	-7%	-16%	-2%	-50%	Solana	2%	1%	-15%	18%	-48%
IoT/Data/Comp.	-1%	-7%	-16%	0%	-42%	Polygon	-1%	-6%	-5%	25%	-10%
Smart Contract	-2%	-8%	-11%	12%	-38%	BSC	-4%	-7%	5%	26%	-6%
Other DeFi	-4%	-8%	0%	62%	35%	Polkadot	0%	-8%	-18%	7%	-30%
DEX	0%	-9%	-15%	8%	-44%	Gnosis Chain	-3%	-10%	-18%	18%	-37%
CEXs	-5%	-9%	-12%	7%	-4%	Avalanche	-2%	-10%	-14%	7%	-32%
Privacy	-6%	-14%	-27%	-18%	-50%						
Scaling	-4%	-15%	-23%	17%	-14%						
Meme	-5%	-16%	-23%	46%	45%						

DeFi



Trading Volume

Aggregate Volumes by Product, \$b					Top Derivatives Exchanges, \$m and bps					Top Spot Exchanges, \$m		
Product	1d	7d	30d	O/I	Exchange	1d Vol	O/I	Mkr	Tkr	Exchange	Score	1d Vol
Spot	13	92	422	n/a	Binance	32,352	10,707	2.0	4.0	Binance	9.9	7,344
Perpetuals	77	520	1,650	34	OKX	9,885	3,383	2.0	5.0	Coinbase	8.3	571
Futures	0	0	5	1	Bybit	6,308	4,815	1.0	6.0	Kraken	8.0	370
Options*	0	4	22	n/a	KuCoin	1,565	1,919	2.0	6.0	KuCoin	7.5	455

Daily Spot Volume, Top 100 Tokens Last 20d, \$b		Top Volume, 1d, \$m		Top Volume, %20d Avg		Low Volume, %20d Avg	
		USDT	19,905	LUNC	741%	USDD	49%
		BTC	12,738	MANA	255%	STX	54%
		ETH	5,293	SAND	253%	CFX	54%
		USDC	2,720	APT	200%	BSV	59%
		TUSD	2,575	FRAX	191%	GUSD	61%

Traditional Finance

Global Equity Markets*							SPX vs. BTC, LTM	
	US	US Grwth	UK	Germany	Japan	HK		
1D	0%	0%	0%	0%	0%	0%		
7D	2%	2%	1%	0%	4%	4%		
90D	8%	20%	2%	3%	9%	-5%		
365D	4%	16%	-2%	4%	8%	-12%		

10-Year Treasury Yields							Commodities & FX					
	US	Brazil	UK	Germany	Japan	HK	Last	WTI	Gas	Gold	USD/EUR	USD/JPY
Last	3.74%	11.38%	4.25%	2.38%	0.43%	3.53%	Last	72.7	2.28	1,965	0.94	140.1
1d Chg	0.05	-0.06	0.09	0.07	-0.01	-0.05	1d % Chg	1.3%	5.1%	-0.3%	0.2%	0.0%

Correlations

Intra-Crypto Correlations, LTM							Rolling 3M Correlations, LTM	
	BTC	ETH	BNB	XRP	ADA	DOGE		
BTC								
ETH	0.88							
BNB	0.79	0.79						
XRP	0.66	0.68	0.61					
ADA	0.78	0.80	0.74	0.70				
DOGE	0.62	0.65	0.59	0.52	0.66			

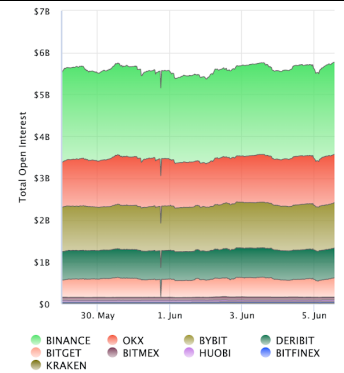
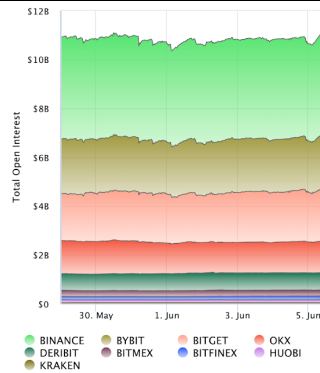
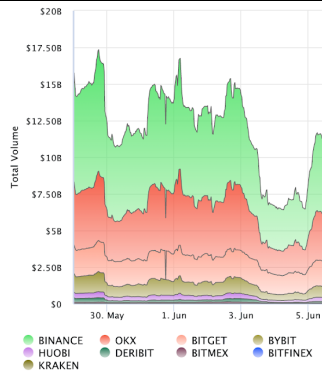
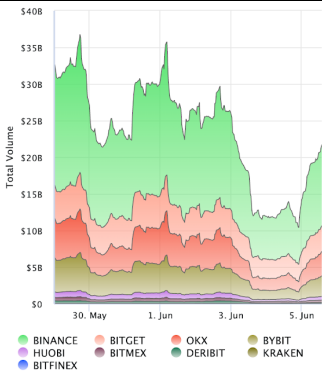
Crypto News

- [Crypto policy groups call Tornado Cash sanctions 'unprecedented and unlawful' in new legal brief - The Block](#)
- [Skale Network introduces Ethereum ZK-Rollup Levitation Protocol - The Block](#)
- [Formula 1's Red Bull Racing forges crypto alliance with Mysten Labs - The Block](#)
- [The Block Unveils Real-Time News API for Seamless Integration of its Sector-Specific Coverage of Crypto and Digital Assets - The Block](#)
- [JPMorgan uses blockchain for 24/7 dollar transfers with Indian banks - Cointelegraph](#)
- [Crypto lobbyists still fighting to axe 'unlawful' Tornado Cash sanctions - Cointelegraph](#)
- [Ripple case: Pro-XRP lawyer tips outright SEC victory at 'less than 3%' - Cointelegraph](#)
- [Gate.io threatens legal action against rumor-mongers - Cointelegraph](#)

Crypto Futures

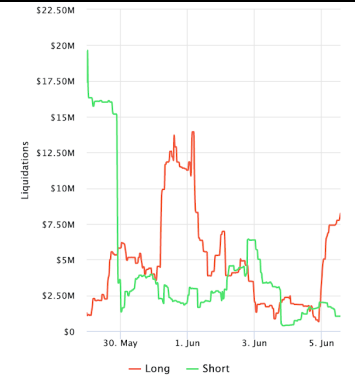
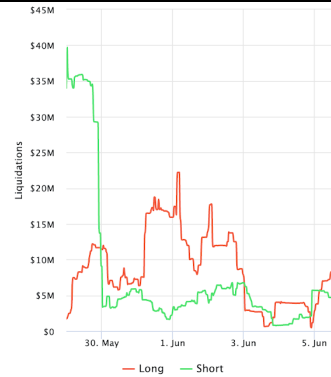
Futures Volume (BTC LHS ; ETH RHS), 1d

Futures Open Interest (BTC LHS ; ETH RHS)



Volume Weighted Funding Rate (BTC LHS ; ETH RHS), 1d

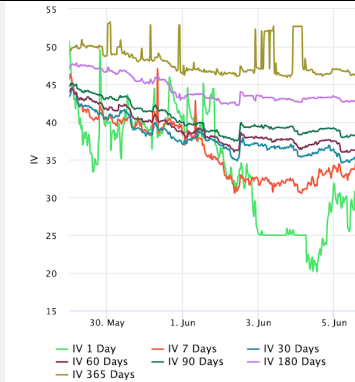
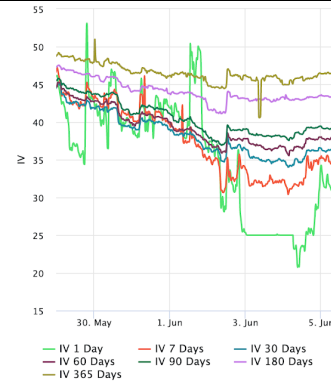
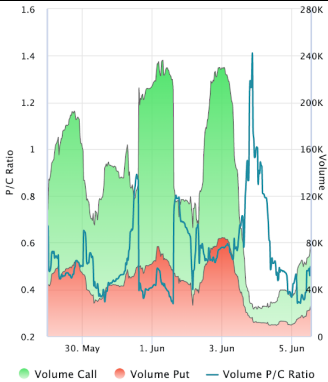
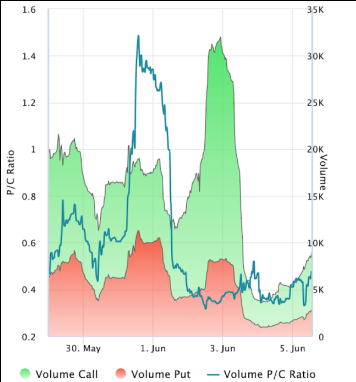
Liquidations (BTC LHS ; ETH RHS), 1d



Crypto Options

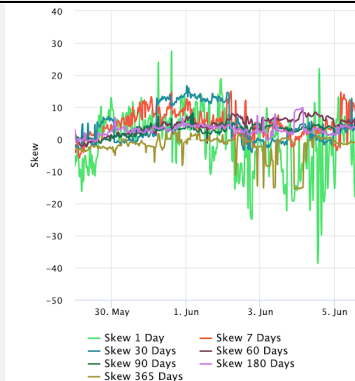
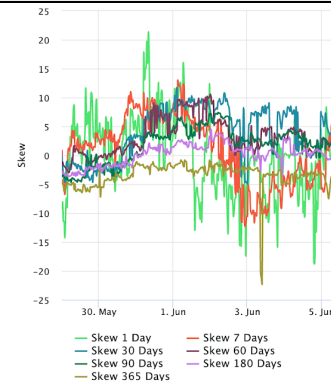
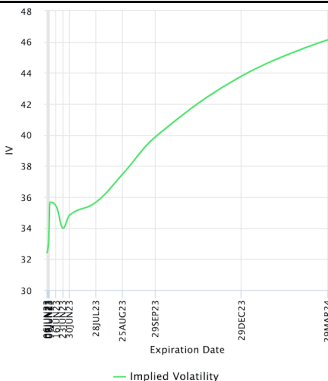
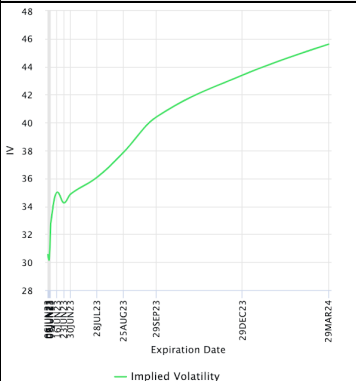
Options Volume & Put/Call Ratio (BTC LHS ; ETH RHS), 1d

ATM Implied Volatility (BTC LHS ; ETH RHS)



ATM Implied Vol Term Structure (BTC LHS ; ETH RHS)

25 Delta Skew (BTC LHS ; ETH RHS)



About GSR

GSR is a global leader in digital asset trading, market making, OTC derivatives, and investments. We operate in a culture of excellence and leverage our first-rate reputation, deep relationships and proprietary trading technology to move swiftly and capitalize on market opportunities.

GSR's experienced team brings together decades of institutional trading expertise, while our industry-leading proprietary technology stack anchors everything we do.

Our main service areas are: market making; proprietary and algorithmic trading; client execution; structured products; risk management solutions; and portfolio investments.

For more information or if we can help with anything, please see gsr.io or contact us at gsr@gsr.io.

Follow GSR for more content: [Twitter](#) [Telegram](#) [LinkedIn](#)

Authors

Matt Kunke, Research Analyst [Twitter](#) [Telegram](#) [LinkedIn](#)
Brian Rudick, Senior Strategist [Twitter](#) [Telegram](#) [LinkedIn](#)

Required Disclosures

This material is provided by GSR (the "Firm") solely for informational purposes, is intended only for sophisticated, institutional investors and does not constitute an offer or commitment, a solicitation of an offer or commitment, or any advice or recommendation, to enter into or conclude any transaction (whether on the terms shown or otherwise), or to provide investment services in any state or country where such an offer or solicitation or provision would be illegal. The Firm is not and does not act as an advisor or fiduciary in providing this material.

This material is not a research report, and not subject to any of the independence and disclosure standards applicable to research reports prepared pursuant to FINRA or CFTC research rules. This material is not independent of the Firm's proprietary interests, which may conflict with the interests of any counterparty of the Firm. The Firm trades instruments discussed in this material for its own account, may trade contrary to the views expressed in this material, and may have positions in other related instruments.

Information contained herein is based on sources considered to be reliable, but is not guaranteed to be accurate or complete. Any opinions or estimates expressed herein reflect a judgment made by the author(s) as of the date of publication, and are subject to change without notice. Trading and investing in digital assets involves significant risks including price volatility and illiquidity and may not be suitable for all investors. The Firm is not liable whatsoever for any direct or consequential loss arising from the use of this material. Copyright of this material belongs to GSR. Neither this material nor any copy thereof may be taken, reproduced or redistributed, directly or indirectly, without prior written permission of GSR.

Sources

*All options data is based on Deribit and Options-based graphs are from Laevidas based on Deribit data. Market returns are based on price returns for the following ETFs: VOO, QQQ, EWU, EWG, EWJ, and EWH.

CoinGecko	Santiment	DefiLlama	CoinMarketCap	Laevidas
Investing.com	Google Finance	TradingView	Deribit	WoldCoinIndex.com