

Crypto Leaderboard

Rank	Name	Ticker	Price	24h	7d	30d	24h Vol \$m	MC \$m	1-Year Chart
1	Bitcoin	BTC	\$25,658	-4%	-8%	-10%	13,764	497,631	
2	Ethereum	ETH	\$1,815	-3%	-5%	-3%	9,649	218,474	
3	Tether	USDT	\$1.00	0%	0%	0%	32,718	83,355	
4	BNB	BNB	\$276	-8%	-12%	-14%	1,761	43,640	
5	USD Coin	USDC	\$1.00	0%	0%	0%	4,510	28,780	
6	XRP	XRP	\$0.51	-5%	1%	12%	2,418	26,338	
7	Lido stETH	STETH	\$1,812	-3%	-5%	-4%	20	12,847	
8	Cardano	ADA	\$0.34	-8%	-10%	-9%	365	12,050	
9	Dogecoin	DOGE	\$0.07	-5%	-7%	-11%	789	9,333	
10	Solana	SOL	\$19.7	-8%	-7%	-10%	534	7,811	

Top & Bottom Performers - Top 100 Tokens

24h		7 Days		30 Days		90 Days		365 Days	
TOMI	10%	TOMI	53%	TOMI	83%	TOMI	318%	OKB	280%
OP	2%	XDC	4%	KAVA	48%	INJ	147%	INJ	250%
GUSD	1%	LDO	4%	LDO	25%	RNDR	121%	RNDR	234%
QNT	1%	TRX	2%	BGB	17%	XRD	64%	CFX	184%
AXS	-12%	GT	-18%	CHZ	-26%	DASH	-34%	AXS	-68%
PEPE	-13%	SUI	-25%	FTM	-28%	LUNC	-34%	GALA	-69%
MANA	-16%	PEPE	-27%	SUI	-38%	OP	-34%	NEAR	-73%
SAND	-16%	CFX	-27%	PEPE	-64%	HT	-41%	FLOW	-74%

Category Performance

Category	7d	30d	90d	180d	365d	Ecosystem	7d	30d	90d	180d	365d
Currency	-5%	-3%	2%	6%	-19%	Tron	1%	3%	1%	16%	-30%
IoT/Data/Comp.	-9%	-13%	-17%	-9%	-48%	Cosmos	-7%	1%	3%	41%	2%
CEXs	-8%	-13%	-14%	2%	-8%	Solana	-6%	-3%	-15%	11%	-51%
Lending	-9%	-13%	-15%	-11%	-56%	BSC	-10%	-10%	4%	16%	-14%
Smart Contract	-8%	-13%	-11%	2%	-45%	Polkadot	-8%	-13%	-18%	-2%	-36%
DEX	-8%	-14%	-16%	-3%	-50%	Polygon	-10%	-14%	-6%	13%	-19%
Other DeFi	-8%	-15%	1%	51%	27%	Gnosis Chain	-10%	-15%	-18%	8%	-42%
Gaming/Entertai	-9%	-16%	-19%	-13%	-57%	Avalanche	-10%	-17%	-15%	-2%	-38%
Scaling	-8%	-19%	-22%	10%	-23%						
Privacy	-12%	-20%	-27%	-25%	-54%						
Meme	-12%	-21%	-26%	30%	29%						

DeFi

Total Value Locked, LTM, \$b	Top TVL By Protocol, \$b	DefiPulse Index, LTM

Trading Volume

Aggregate Volumes by Product, \$b					Top Derivatives Exchanges, \$m and bps					Top Spot Exchanges, \$m		
Product	1d	7d	30d	O/I	Exchange	1d Vol	O/I	Mkr	Tkr	Exchange	Score	1d Vol
Spot	24	85	398	n/a	Binance	55,751	9,924	2.0	4.0	Binance	9.9	12,364
Perpetuals	153	481	1,580	36	Bybit	13,369	4,543	1.0	6.0	Coinbase	8.5	1,431
Futures	1	0	5	1	OKX	19,152	3,169	2.0	5.0	Kraken	8.2	822
Options*	2	6	23	n/a	KuCoin	2,968	1,797	2.0	6.0	KuCoin	7.6	845

Daily Spot Volume, Top 100 Tokens Last 20d, \$b		Top Volume, 1d, \$m		Top Volume, %20d Avg		Low Volume, %20d Avg	
		USDT	34,276	APE	348%	USDD	48%
		BTC	21,724	PAXG	300%	USDP	60%
		ETH	9,213	STX	299%	RETH	71%
		USDC	4,694	TWT	295%	HT	80%
		TUSD	3,491	MANA	290%	BSV	86%

Traditional Finance

Global Equity Markets*							SPX vs. BTC, LTM	
	US	US Grwth	UK	Germany	Japan	HK		
1D	0%	0%	0%	0%	1%	0%		
7D	2%	1%	1%	0%	5%	3%		
90D	7%	19%	1%	2%	9%	-5%		
365D	4%	15%	-2%	3%	9%	-12%		

10-Year Treasury Yields							Commodities & FX					
	US	Brazil	UK	Germany	Japan	HK	Last	WTI	Gas	Gold	USD/EUR	USD/JPY
Last	3.73%	11.22%	4.27%	2.38%	0.42%	3.47%	Last	70.9	2.24	1,973	0.94	139.9
1d Chg	0.03	0.00	0.06	0.00	-0.01	-0.05	1d % Chg	-1.7%	-0.2%	-0.1%	0.4%	0.3%

Correlations

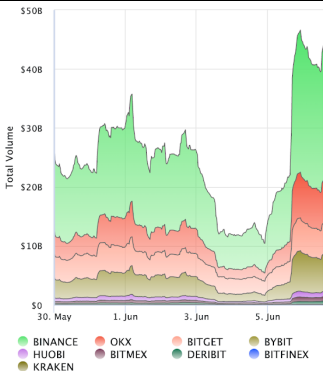
Intra-Crypto Correlations, LTM							Rolling 3M Correlations, LTM	
	BTC	ETH	BNB	XRP	ADA	DOGE		
BTC								
ETH	0.88							
BNB	0.79	0.79						
XRP	0.66	0.68	0.62					
ADA	0.78	0.81	0.74	0.70				
DOGE	0.62	0.65	0.59	0.52	0.66			

Crypto News

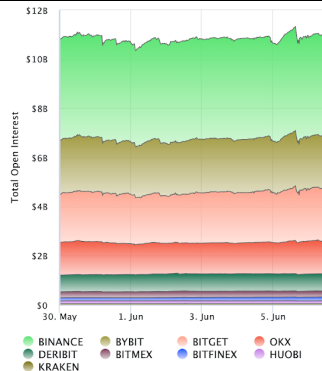
- [Binance adds Bitcoin NFTs to its marketplace one day after SEC lawsuit - The Block](#)
- [SEC accuses Binance of lying to customers, operating in US illegally - The Block](#)
- [US SEC sues Binance, CEO Zhao for breaking securities rules: Bloomberg - The Block](#)
- [Kraken's new CTO eyes growing role of AI in crypto beyond initial hype - The Block](#)
- [Dev shares how ENS plays a role in decentralized social media - Cointelegraph](#)
- [Kraken fixes gateway issues after brief delay in withdrawals - Cointelegraph](#)
- [US lawmakers blame crypto firms for 'tax gap' in letter to Treasury - Cointelegraph](#)
- [Coinbase, Robinhood, CFTC to testify in Congress over draft crypto bill - Cointelegraph](#)

Crypto Futures

Futures Volume (BTC LHS ; ETH RHS), 1d



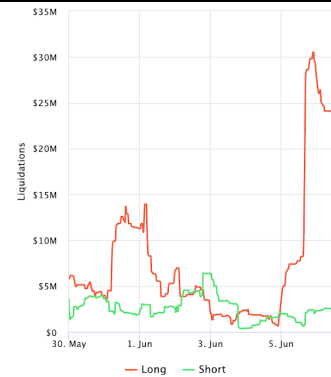
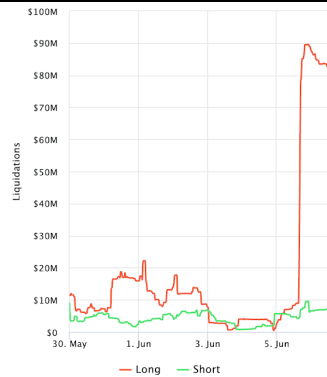
Futures Open Interest (BTC LHS ; ETH RHS)



Volume Weighted Funding Rate (BTC LHS ; ETH RHS), 1d

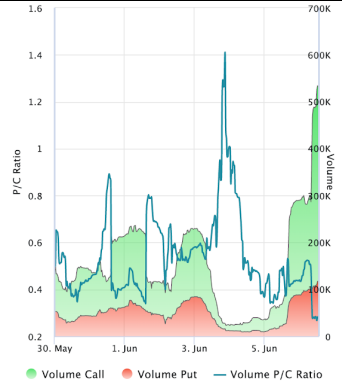
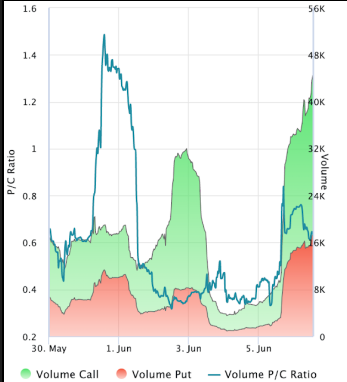


Liquidations (BTC LHS ; ETH RHS), 1d

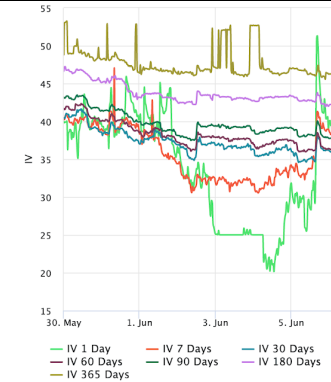
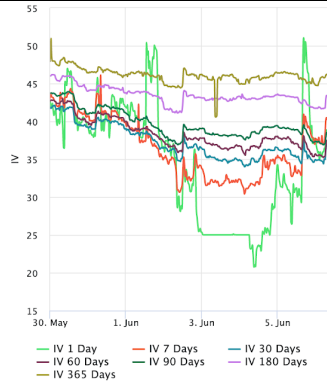


Crypto Options

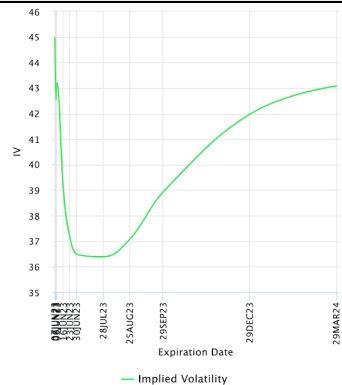
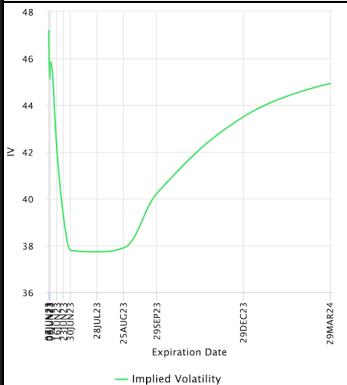
Options Volume & Put/Call Ratio (BTC LHS ; ETH RHS), 1d



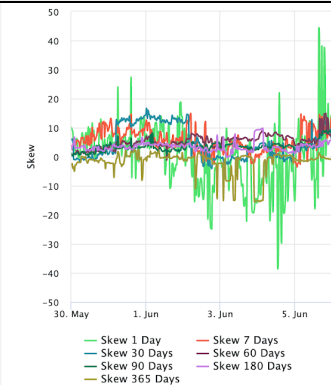
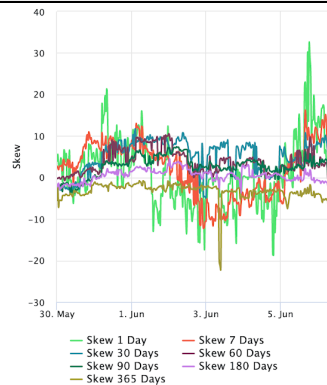
ATM Implied Volatility (BTC LHS ; ETH RHS)



ATM Implied Vol Term Structure (BTC LHS ; ETH RHS)



25 Delta Skew (BTC LHS ; ETH RHS)



About GSR

GSR is a global leader in digital asset trading, market making, OTC derivatives, and investments. We operate in a culture of excellence and leverage our first-rate reputation, deep relationships and proprietary trading technology to move swiftly and capitalize on market opportunities.

GSR's experienced team brings together decades of institutional trading expertise, while our industry-leading proprietary technology stack anchors everything we do.

Our main service areas are: market making; proprietary and algorithmic trading; client execution; structured products; risk management solutions; and portfolio investments.

For more information or if we can help with anything, please see gsr.io or contact us at gsr@gsr.io.

Follow GSR for more content: [Twitter](#) [Telegram](#) [LinkedIn](#)

Authors

Matt Kunke, Research Analyst [Twitter](#) [Telegram](#) [LinkedIn](#)
Brian Rudick, Senior Strategist [Twitter](#) [Telegram](#) [LinkedIn](#)

Required Disclosures

This material is provided by GSR (the "Firm") solely for informational purposes, is intended only for sophisticated, institutional investors and does not constitute an offer or commitment, a solicitation of an offer or commitment, or any advice or recommendation, to enter into or conclude any transaction (whether on the terms shown or otherwise), or to provide investment services in any state or country where such an offer or solicitation or provision would be illegal. The Firm is not and does not act as an advisor or fiduciary in providing this material.

This material is not a research report, and not subject to any of the independence and disclosure standards applicable to research reports prepared pursuant to FINRA or CFTC research rules. This material is not independent of the Firm's proprietary interests, which may conflict with the interests of any counterparty of the Firm. The Firm trades instruments discussed in this material for its own account, may trade contrary to the views expressed in this material, and may have positions in other related instruments.

Information contained herein is based on sources considered to be reliable, but is not guaranteed to be accurate or complete. Any opinions or estimates expressed herein reflect a judgment made by the author(s) as of the date of publication, and are subject to change without notice. Trading and investing in digital assets involves significant risks including price volatility and illiquidity and may not be suitable for all investors. The Firm is not liable whatsoever for any direct or consequential loss arising from the use of this material. Copyright of this material belongs to GSR. Neither this material nor any copy thereof may be taken, reproduced or redistributed, directly or indirectly, without prior written permission of GSR.

Sources

*All options data is based on Deribit and Options-based graphs are from Laevidas based on Deribit data. Market returns are based on price returns for the following ETFs: VOO, QQQ, EWU, EWG, EWJ, and EWH.

CoinGecko	Santiment	DefiLlama	CoinMarketCap	Laevidas
Investing.com	Google Finance	TradingView	Deribit	WoldCoinIndex.com