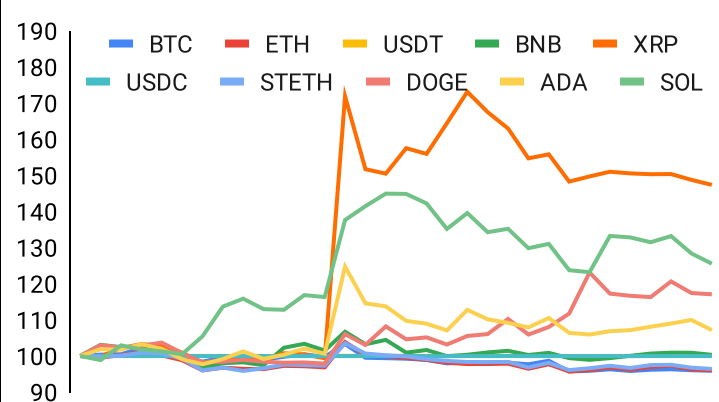
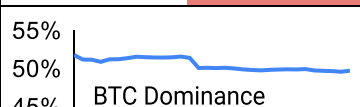


Crypto Leaderboard

Rank	Name	Ticker	Price	MC, \$b	1M	One Month Performance				
1	Bitcoin	BTC	29,232	568	-4%					
2	Ethereum	ETH	1,856	223	-4%					
3	Tether	USDT	1.00	84	0%					
4	BNB	BNB	241	37	0%					
5	Ripple	XRP	0.70	37	47%					
6	USD Coin	USDC	1.00	26	0%					
7	Lido	STETH	1,852	15	-4%					
8	Dogecoin	DOGE	0.08	11	17%					
9	Cardano	ADA	0.31	11	7%					
10	Solana	SOL	23.73	10	26%					

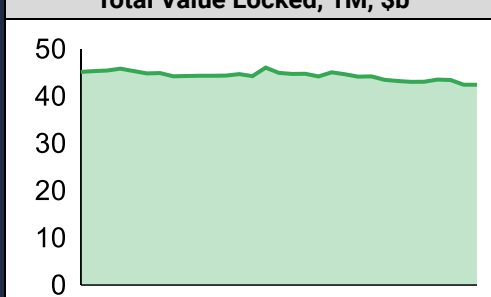
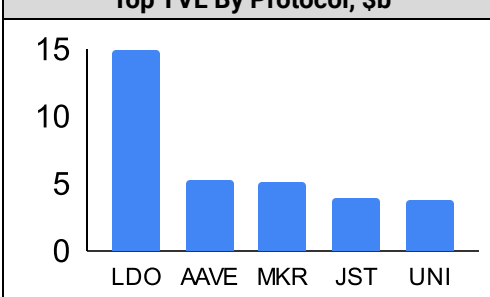
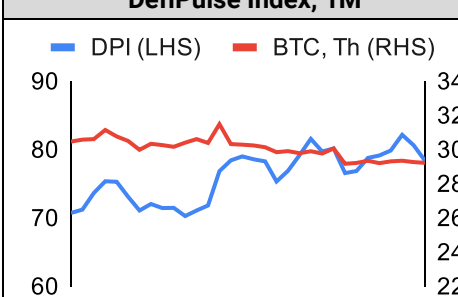
One-Month Performance

By Token		By Category		By Ecosystem		Traditional Finance	
XDC	86%	Lending	17%	Avalanche	16%	WTI	16.9%
MKR	79%	Currency	13%	Solana	13%	HSI	6.1%
KAS	52%	Other DeFi	8%	Tron	5%	Gold	4.2%
XLM	48%	Privacy	7%	Gnosis Chain	5%	Nasdaq	4.0%
XRP	47%	Smart Contract	5%	Polkadot	2%	SPX	3.1%
BIT	34%	IoT/Data/Comp	4%	Cosmos	1%	FTSE	2.2%
APE	-17%	Gaming/Entmnt	2%	Polygon	-1%	DAX	2.0%
CRV	-19%	Meme	2%	BSC	-3%	EUR/USD	0.8%
PEPE	-20%	Scaling	0%			NIKKEI	-0.1%
FTM	-21%	DEX	0%			USD/JPY	-1.4%
RPL	-22%	CEXs	-5%			Gas	-1.7%

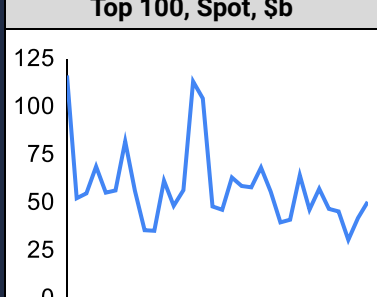


BTC Dominance: 55% to 50%

Defi

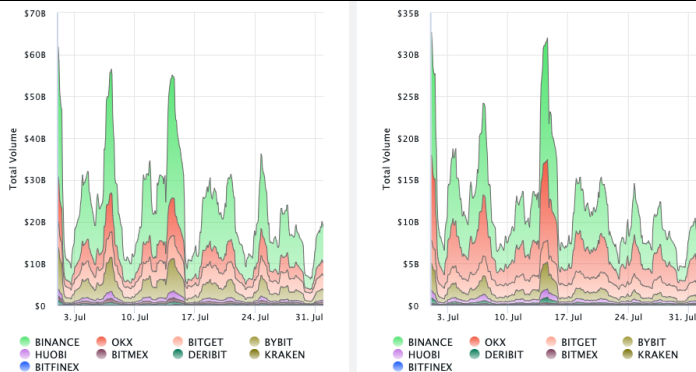
Total Value Locked, 1M, \$b	Top TVL By Protocol, \$b	DefiPulse Index, 1M
		

One-Month Trading Volumes

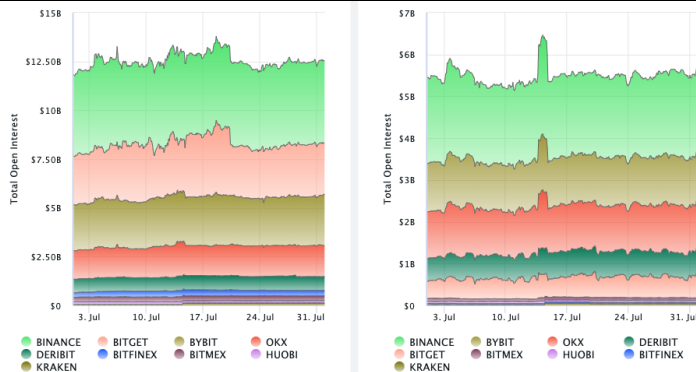
Top 100, Spot, \$b	Top Spot by Token, \$b	Top Spot Exchanges, \$b	Aggregate Derivs Vols, \$b																																														
	<table border="1"> <tr><td>USDT</td><td>660</td></tr> <tr><td>BTC</td><td>382</td></tr> <tr><td>ETH</td><td>178</td></tr> <tr><td>USDC</td><td>91</td></tr> <tr><td>XRP</td><td>63</td></tr> <tr><td>BUSD</td><td>58</td></tr> <tr><td>TUSD</td><td>54</td></tr> </table>	USDT	660	BTC	382	ETH	178	USDC	91	XRP	63	BUSD	58	TUSD	54	<table border="1"> <tr><td>Binance</td><td>190</td></tr> <tr><td>Upbit</td><td>59</td></tr> <tr><td>Coinbase</td><td>28</td></tr> <tr><td>OKX</td><td>28</td></tr> <tr><td>Huobi</td><td>20</td></tr> <tr><td>Liquid</td><td>13</td></tr> <tr><td>Kucoin</td><td>13</td></tr> </table>	Binance	190	Upbit	59	Coinbase	28	OKX	28	Huobi	20	Liquid	13	Kucoin	13	<table border="1"> <tr> <th></th> <th>1M</th> <th>O/I</th> </tr> <tr> <td>Spot</td> <td>486</td> <td>na</td> </tr> <tr> <td>Perpetuals</td> <td>2,590</td> <td>71</td> </tr> <tr> <td>Futures</td> <td>8</td> <td>1</td> </tr> <tr> <td>Options</td> <td>na</td> <td>na</td> </tr> <tr> <td>Total</td> <td>3,084</td> <td>72</td> </tr> </table>		1M	O/I	Spot	486	na	Perpetuals	2,590	71	Futures	8	1	Options	na	na	Total	3,084	72
USDT	660																																																
BTC	382																																																
ETH	178																																																
USDC	91																																																
XRP	63																																																
BUSD	58																																																
TUSD	54																																																
Binance	190																																																
Upbit	59																																																
Coinbase	28																																																
OKX	28																																																
Huobi	20																																																
Liquid	13																																																
Kucoin	13																																																
	1M	O/I																																															
Spot	486	na																																															
Perpetuals	2,590	71																																															
Futures	8	1																																															
Options	na	na																																															
Total	3,084	72																																															

Crypto Futures

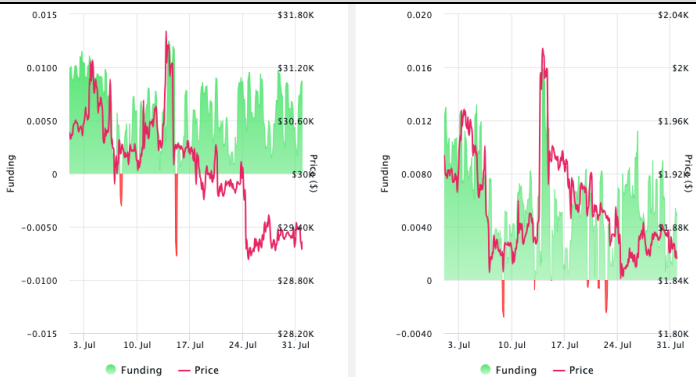
Futures Volume (BTC LHS ; ETH RHS), 1d



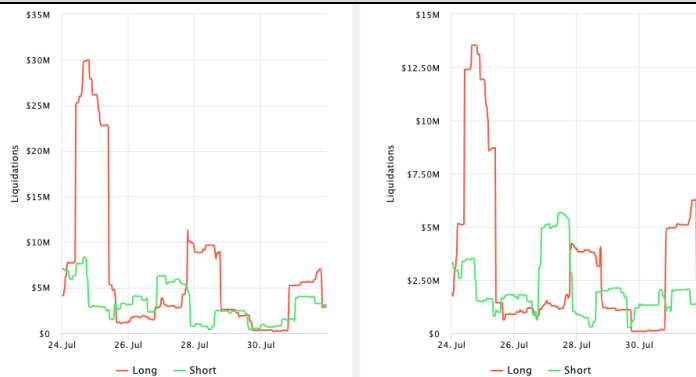
Futures Open Interest (BTC LHS ; ETH RHS)



Volume Weighted Funding Rate (BTC LHS ; ETH RHS), 1d

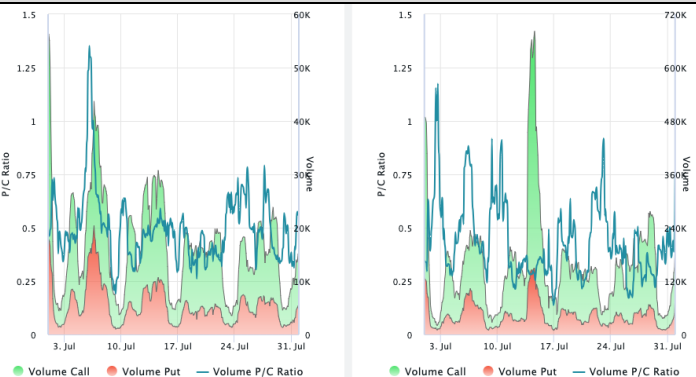


Liquidations (BTC LHS ; ETH RHS), 1d

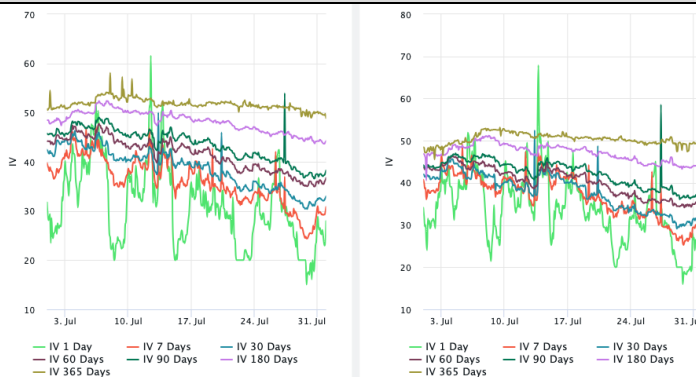


Crypto Options

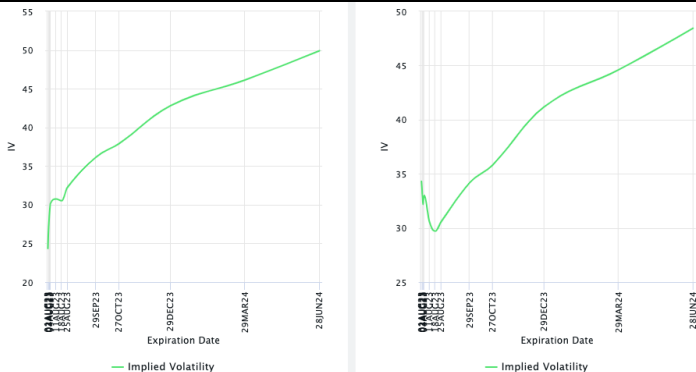
Options Volume & Put/Call Ratio (BTC LHS ; ETH RHS), 1d



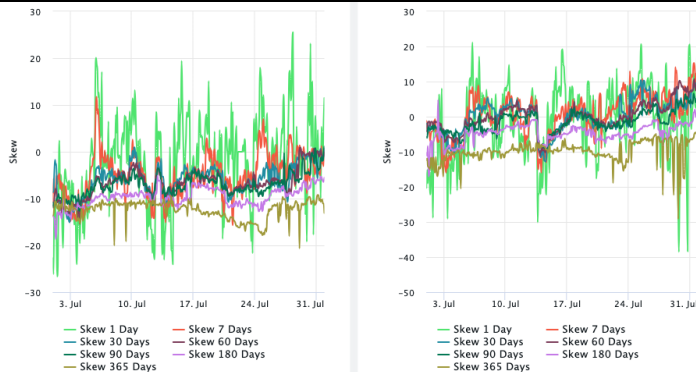
ATM Implied Volatility (BTC LHS ; ETH RHS)



ATM Implied Vol Term Structure (BTC LHS ; ETH RHS)



25 Delta Skew (BTC LHS ; ETH RHS)



About GSR

GSR is a global leader in digital asset trading, market making, OTC derivatives, and investments. We operate in a culture of excellence and leverage our first-rate reputation, deep relationships and proprietary trading technology to move swiftly and capitalize on market opportunities.

GSR's experienced team brings together decades of institutional trading expertise, while our industry-leading proprietary technology stack anchors everything we do.

Our main service areas are: market making; proprietary and algorithmic trading; client execution; structured products; risk management solutions; and portfolio investments.

For more information or if we can help with anything, please see gsr.io or contact us at gsr@gsr.io.

Follow GSR for more content: [Twitter](#) [Telegram](#) [LinkedIn](#)

Authors

Brian Rudick, Senior Strategist [Twitter](#) [Telegram](#) [LinkedIn](#)
Matt Kunke, Research Analyst [Twitter](#) [Telegram](#) [LinkedIn](#)

Required Disclosures

This material is provided by GSR (the "Firm") solely for informational purposes, is intended only for sophisticated, institutional investors and does not constitute an offer or commitment, a solicitation of an offer or commitment, or any advice or recommendation, to enter into or conclude any transaction (whether on the terms shown or otherwise), or to provide investment services in any state or country where such an offer or solicitation or provision would be illegal. The Firm is not and does not act as an advisor or fiduciary in providing this material.

This material is not a research report, and not subject to any of the independence and disclosure standards applicable to research reports prepared pursuant to FINRA or CFTC research rules. This material is not independent of the Firm's proprietary interests, which may conflict with the interests of any counterparty of the Firm. The Firm trades instruments discussed in this material for its own account, may trade contrary to the views expressed in this material, and may have positions in other related instruments.

Information contained herein is based on sources considered to be reliable, but is not guaranteed to be accurate or complete. Any opinions or estimates expressed herein reflect a judgment made by the author(s) as of the date of publication, and are subject to change without notice. Trading and investing in digital assets involves significant risks including price volatility and illiquidity and may not be suitable for all investors. The Firm is not liable whatsoever for any direct or consequential loss arising from the use of this material. Copyright of this material belongs to GSR. Neither this material nor any copy thereof may be taken, reproduced or redistributed, directly or indirectly, without prior written permission of GSR.

Sources

CoinGecko	Santiment	TradingView	Investing.com	Google Finance
CoinMarketCap	DefiLlama	WorldCoinIndex	The Block	Yahoo Finance
	Laevitas	Amberdata	CoinGlass	