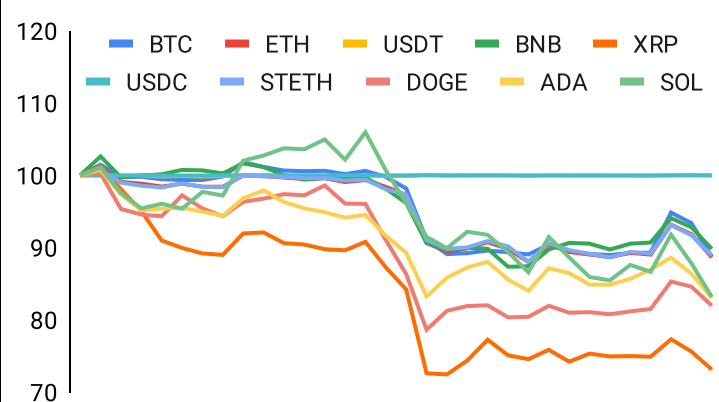
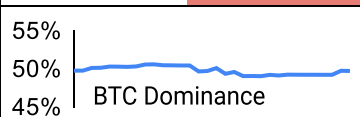


## Crypto Leaderboard

Rank	Name	Ticker	Price	MC, \$b	1M	One Month Performance					
1	Bitcoin	BTC	25,931	505	-11%		BTC	ETH	USDT	BNB	XRP
2	Ethereum	ETH	1,646	198	-11%		USDC	STETH	DOGE	ADA	SOL
3	Tether	USDT	1.00	83	0%						
4	BNB	BNB	217	33	-10%						
5	Ripple	XRP	0.51	27	-27%						
6	USD Coin	USDC	1.00	26	0%						
7	Lido	STETH	1,647	14	-11%						
8	Dogecoin	DOGE	0.06	9	-18%						
9	Cardano	ADA	0.26	9	-17%						
10	Solana	SOL	19.74	8	-17%						

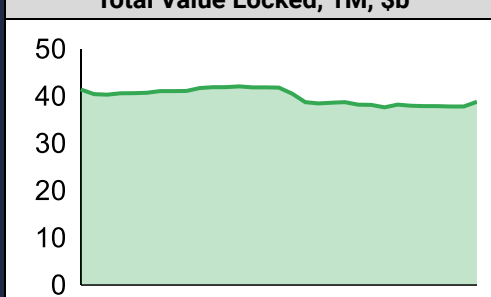
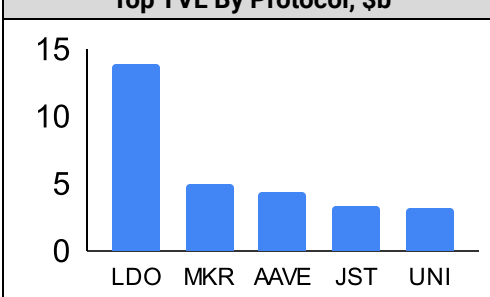
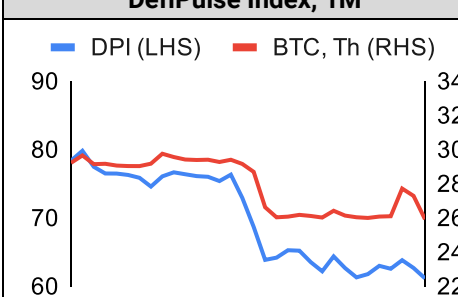
## One-Month Performance

By Token		By Category		By Ecosystem		Traditional Finance	
TON	44%	Meme	-13%	Cosmos	-5%	Gas	4.3%
XDC	2%	CEXs	-13%	Tron	-10%	WTI	2.4%
OKB	0%	DEX	-13%	Gnosis Chain	-15%	USD/JPY	2.2%
FRAX	0%	Other DeFi	-16%	BSC	-16%	EUR/USD	-1.4%
USDC	0%	IoT/Data/Comp	-16%	Solana	-17%	NIKKEI	-1.7%
BUSD	0%	Gaming/Entertainment	-17%	Polygon	-18%	SPX	-1.8%
LTC	-32%	Privacy	-18%	Polkadot	-19%	Nasdaq	-2.2%
GMX	-37%	Smart Contract	-18%	Avalanche	-20%	DAX	-3.2%
PEPE	-38%	Scaling	-21%			Gold	-3.2%
COMP	-42%	Currency	-21%			FTSE	-3.4%
FLEX	-72%	Lending	-21%			HSI	-7.9%

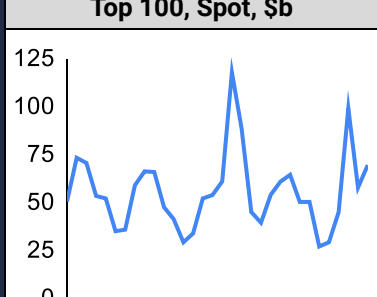


BTC Dominance

## Defi

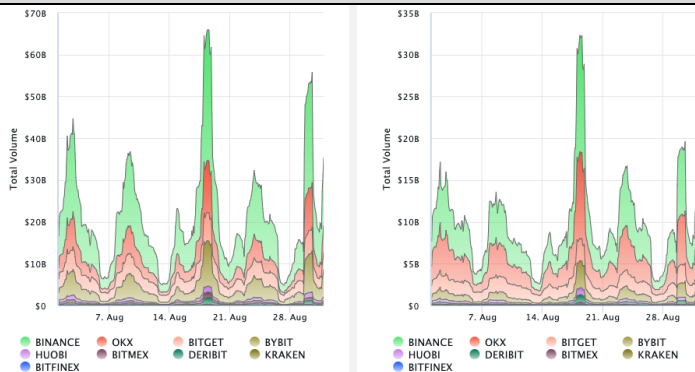
Total Value Locked, 1M, \$b	Top TVL By Protocol, \$b	DefiPulse Index, 1M
		

## One-Month Trading Volumes

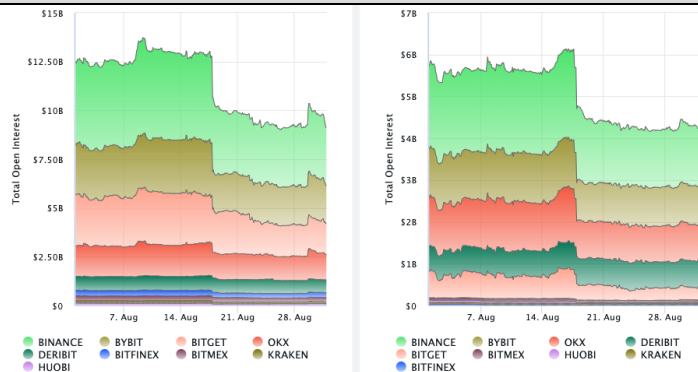
Top 100, Spot, \$b	Top Spot by Token, \$b	Top Spot Exchanges, \$b	Aggregate Derivs Vols, \$b																																														
	<table border="1"> <tr><td>USDT</td><td>679</td></tr> <tr><td>BTC</td><td>438</td></tr> <tr><td>ETH</td><td>169</td></tr> <tr><td>USDC</td><td>95</td></tr> <tr><td>TUSD</td><td>64</td></tr> <tr><td>BUSD</td><td>39</td></tr> <tr><td>XRP</td><td>37</td></tr> </table>	USDT	679	BTC	438	ETH	169	USDC	95	TUSD	64	BUSD	39	XRP	37	<table border="1"> <tr><td>Binance</td><td>192</td></tr> <tr><td>Upbit</td><td>32</td></tr> <tr><td>Huobi</td><td>31</td></tr> <tr><td>Coinbase</td><td>27</td></tr> <tr><td>Poloniex</td><td>24</td></tr> <tr><td>OKX</td><td>24</td></tr> <tr><td>ByBit</td><td>23</td></tr> </table>	Binance	192	Upbit	32	Huobi	31	Coinbase	27	Poloniex	24	OKX	24	ByBit	23	<table border="1"> <tr> <th></th> <th>1M</th> <th>O/I</th> </tr> <tr> <td>Spot</td> <td>366</td> <td>na</td> </tr> <tr> <td>Perpetuals</td> <td>2,980</td> <td>107</td> </tr> <tr> <td>Futures</td> <td>6</td> <td>1</td> </tr> <tr> <td>Options</td> <td>25</td> <td>na</td> </tr> <tr> <td><b>Total</b></td> <td><b>3,377</b></td> <td><b>108</b></td> </tr> </table>		1M	O/I	Spot	366	na	Perpetuals	2,980	107	Futures	6	1	Options	25	na	<b>Total</b>	<b>3,377</b>	<b>108</b>
USDT	679																																																
BTC	438																																																
ETH	169																																																
USDC	95																																																
TUSD	64																																																
BUSD	39																																																
XRP	37																																																
Binance	192																																																
Upbit	32																																																
Huobi	31																																																
Coinbase	27																																																
Poloniex	24																																																
OKX	24																																																
ByBit	23																																																
	1M	O/I																																															
Spot	366	na																																															
Perpetuals	2,980	107																																															
Futures	6	1																																															
Options	25	na																																															
<b>Total</b>	<b>3,377</b>	<b>108</b>																																															

## Crypto Futures

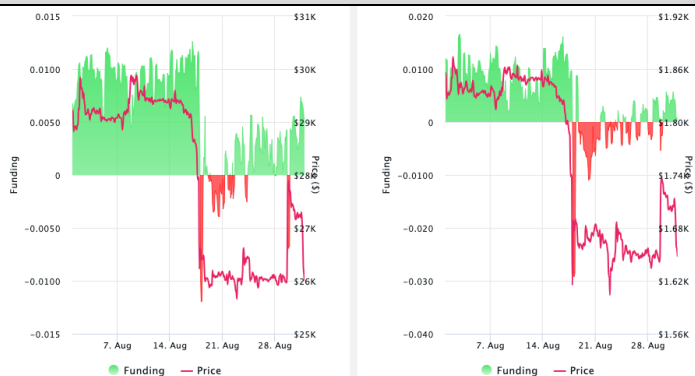
### Futures Volume (BTC LHS ; ETH RHS), 1d



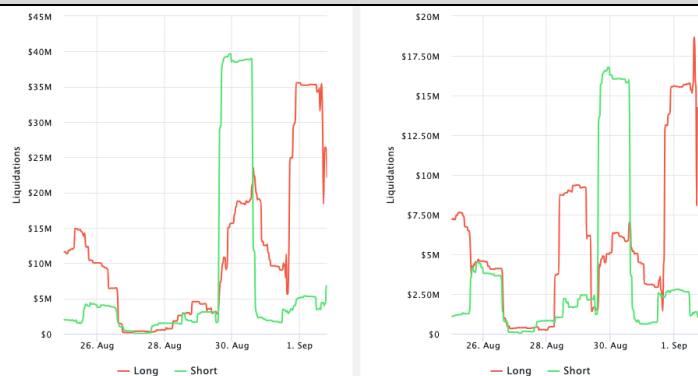
### Futures Open Interest (BTC LHS ; ETH RHS)



### Volume Weighted Funding Rate (BTC LHS ; ETH RHS), 1d

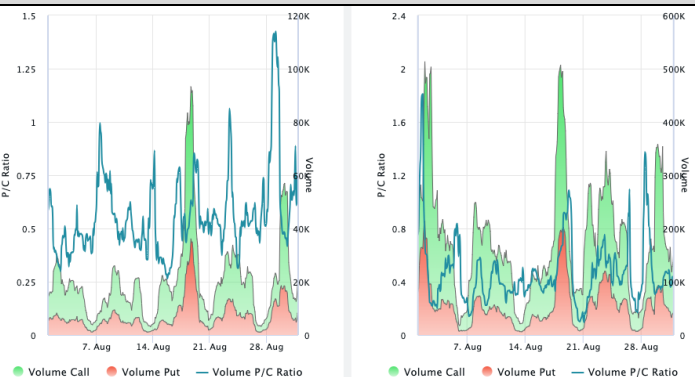


### Liquidations (BTC LHS ; ETH RHS), 1d

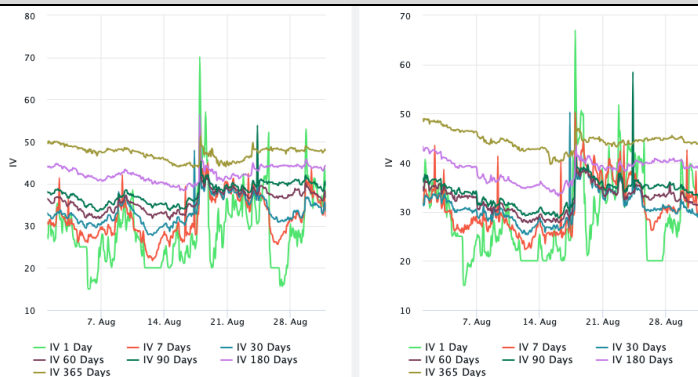


## Crypto Options

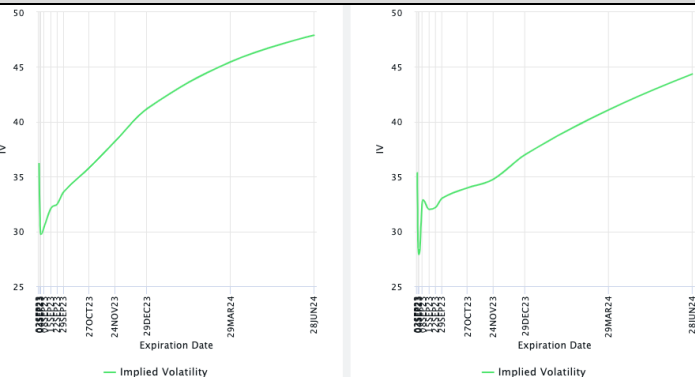
### Options Volume & Put/Call Ratio (BTC LHS ; ETH RHS), 1d



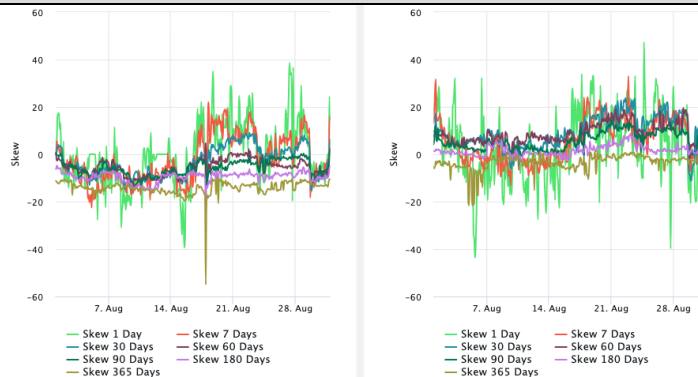
### ATM Implied Volatility (BTC LHS ; ETH RHS)



### ATM Implied Vol Term Structure (BTC LHS ; ETH RHS)



### 25 Delta Skew (BTC LHS ; ETH RHS)



## About GSR

GSR is a global leader in digital asset trading, market making, OTC derivatives, and investments. We operate in a culture of excellence and leverage our first-rate reputation, deep relationships and proprietary trading technology to move swiftly and capitalize on market opportunities.

GSR's experienced team brings together decades of institutional trading expertise, while our industry-leading proprietary technology stack anchors everything we do.

Our main service areas are: market making; proprietary and algorithmic trading; client execution; structured products; risk management solutions; and portfolio investments.

For more information or if we can help with anything, please see [gsr.io](https://gsr.io) or contact us at [gsr@gsr.io](mailto:gsr@gsr.io).

Follow GSR for more content: [Twitter](#) [Telegram](#) [LinkedIn](#)

## Authors

Brian Rudick, Senior Strategist [Twitter](#) [Telegram](#) [LinkedIn](#)  
Matt Kunke, Research Analyst [Twitter](#) [Telegram](#) [LinkedIn](#)

## Required Disclosures

*This material is provided by GSR (the "Firm") solely for informational purposes, is intended only for sophisticated, institutional investors and does not constitute an offer or commitment, a solicitation of an offer or commitment, or any advice or recommendation, to enter into or conclude any transaction (whether on the terms shown or otherwise), or to provide investment services in any state or country where such an offer or solicitation or provision would be illegal. The Firm is not and does not act as an advisor or fiduciary in providing this material.*

*This material is not a research report, and not subject to any of the independence and disclosure standards applicable to research reports prepared pursuant to FINRA or CFTC research rules. This material is not independent of the Firm's proprietary interests, which may conflict with the interests of any counterparty of the Firm. The Firm trades instruments discussed in this material for its own account, may trade contrary to the views expressed in this material, and may have positions in other related instruments.*

*Information contained herein is based on sources considered to be reliable, but is not guaranteed to be accurate or complete. Any opinions or estimates expressed herein reflect a judgment made by the author(s) as of the date of publication, and are subject to change without notice. Trading and investing in digital assets involves significant risks including price volatility and illiquidity and may not be suitable for all investors. The Firm is not liable whatsoever for any direct or consequential loss arising from the use of this material. Copyright of this material belongs to GSR. Neither this material nor any copy thereof may be taken, reproduced or redistributed, directly or indirectly, without prior written permission of GSR.*

## Sources

CoinGecko	Santiment	TradingView	Investing.com	Google Finance
CoinMarketCap	DefiLlama	WorldCoinIndex	The Block	Yahoo Finance
	Laevitas	Amberdata	CoinGlass	