











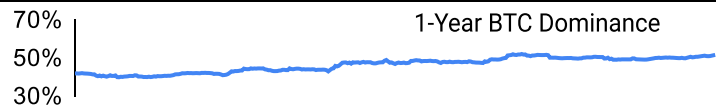
Crypto Leaderboard

Rank	Name	Ticker	Price	24h	7d	30d	24h Vol \$m	MC \$m	1-Year Chart
1	Bitcoin	BTC	\$28,209	5%	3%	6%	10,260	549,666	
2	Ethereum	ETH	\$1,587	2%	0%	-3%	13,169	190,873	
3	Tether	USDT	\$1.00	0%	0%	0%	30,631	83,882	
4	BNB	BNB	\$214	2%	3%	-1%	642	32,866	
5	XRP	XRP	\$0.50	3%	-1%	-1%	1,024	26,548	
6	USD Coin	USDC	\$1.00	0%	0%	0%	7,761	25,278	
7	Lido stETH	STETH	\$1,587	2%	0%	-3%	10	13,978	
8	Solana	SOL	\$23.4	7%	5%	22%	642	9,789	
9	Cardano	ADA	\$0.25	3%	0%	1%	178	8,788	
10	Dogecoin	DOGE	\$0.06	2%	2%	-3%	324	8,507	

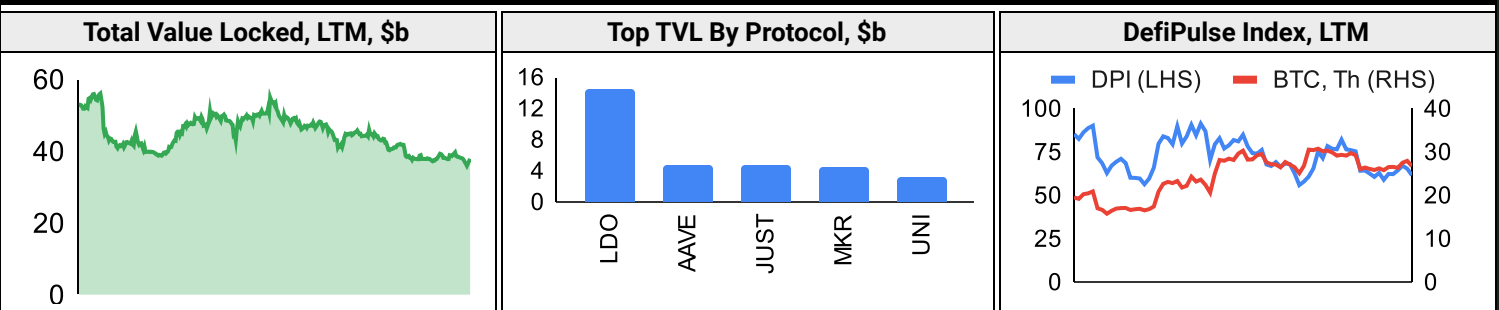
Top & Bottom Performers - Top 100 Tokens

24h		7 Days		30 Days		90 Days		365 Days	
BSV	15%	CPRC	1642%	TWT	29%	RUNE	71%	RLB	7606%
RLB	10%	RLB	18%	BSV	22%	MKR	55%	KAS	1829%
BCH	9%	BSV	17%	SOL	22%	TON	40%	RNDR	329%
STX	8%	KLAY	12%	LINK	20%	XDC	38%	INJ	307%
XDC	-2%	KAS	-3%	RPL	-16%	CRV	-44%	FLOW	-70%
TWT	-2%	TKX	-5%	MNT	-18%	SUI	-44%	ALGO	-70%
RPL	-3%	MNT	-12%	TON	-19%	GALA	-47%	APE	-76%
CPRC	-32%	XRD	-14%	XRD	-27%	APE	-48%	LUNC	-78%

Category Performance

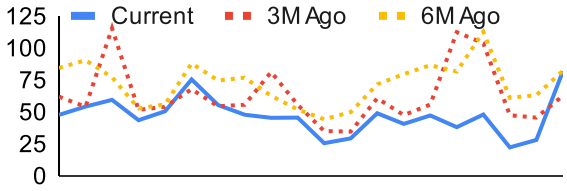
Category	7d	30d	90d	180d	365d	Ecosystem	7d	30d	90d	180d	365d
Lending	3%	7%	-4%	0%	-33%	Polygon	10%	8%	-10%	-34%	-13%
Other DeFi	6%	4%	-15%	-30%	10%	BSC	3%	8%	-8%	-35%	-8%
Privacy	4%	2%	-16%	-36%	-41%	Ethereum	2%	6%	-15%	-23%	-6%
Currency	3%	2%	-16%	1%	11%	Tron	4%	5%	2%	5%	8%
Meme	5%	2%	-14%	-47%	13%	Avalanche	3%	1%	-12%	-23%	-23%
IoT/Data/Comp.	2%	1%	-10%	-32%	-34%	Polkadot	3%	0%	-18%	-39%	-32%
CEXs	2%	0%	-14%	-28%	-20%	Cosmos	3%	-1%	-6%	-14%	40%
Smart Contract	2%	-1%	-19%	-35%	-32%	Solana	-1%	-2%	-20%	-21%	-25%
DEX	1%	-1%	-14%	-37%	-28%						
Gaming/Entertai	3%	-3%	-23%	-49%	-56%						
Scaling	0%	-4%	-26%	-54%	-26%						

DeFi

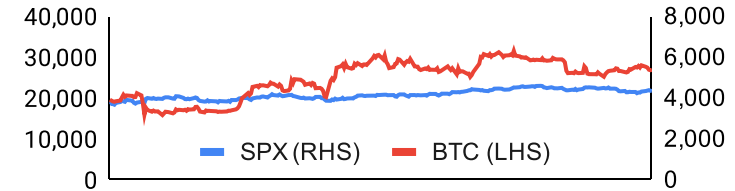


Trading Volume

Aggregate Volumes by Product, \$b					Top Derivatives Exchanges, \$m and bps					Top Spot Exchanges, \$m		
Product	1d	7d	30d	O/I	Exchange	1d Vol	O/I	Mkr	Tkr	Exchange	Score	1d Vol
Spot	24	93	415	n/a	Binance	46,056	7,965	2.0	4.0	Binance	9.9	8,303
Perpetuals	128	467	3,790	144	Bybit	16,490	4,610	2.0	5.5	Coinbase	8.6	1,484
Futures	1	2	9	1	OKX	19,772	3,097	2.0	5.0	Kraken	8.4	660
Options	2	8	29	n/a	KuCoin	2,275	1,120	2.0	6.0	KuCoin	7.5	366

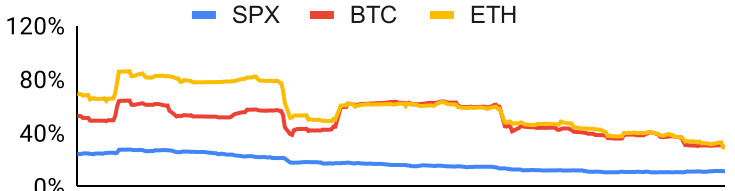
Daily Spot Volume, Top 100 Tokens Last 20d, \$b				Top Volume, 1d, \$m		Top Volume, %20d Avg		Low Volume, %20d Avg	
				USDT	39,343	EGLD	549%	TON	60%
				BTC	23,191	BSV	339%	XDC	62%
				ETH	7,569	STX	302%	APE	74%
				USDC	3,783	OKB	289%	HBAR	74%
				XRP	924	XEC	217%	USDD	75%

Traditional Finance

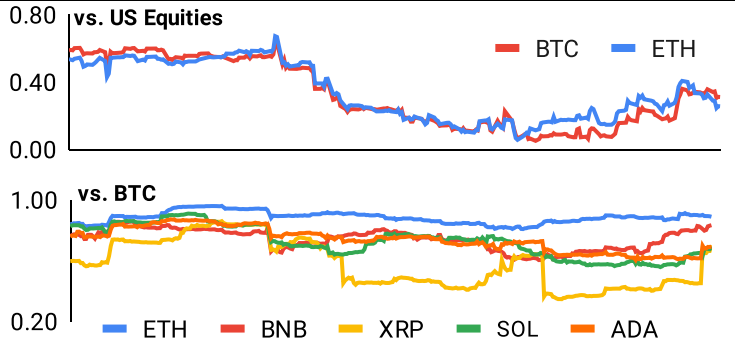
Global Equity Markets							SPX vs. BTC, LTM				
	US	USGrwth	UK	Germany	Japan	HK					
1D	-1%	-1%	-1%	-2%	-1%	-1%					
7D	0%	0%	1%	-2%	0%	0%					
90D	-4%	-3%	-3%	-12%	-5%	-11%					
365D	20%	37%	22%	30%	22%	-2%					

10-Year Treasury Yields							Commodities & FX					
	US	Brazil	UK	Germany	Japan	HK	Last	WTI	Gas	Gold	USD/EUR	USD/JPY
Last	4.71%	11.82%	4.52%	2.79%	0.76%	4.22%	Last	85.3	3.07	1,930	0.95	149.7
1d Chg	0.09	-0.01	0.13	0.06	0.01	-0.06	1d % Chg	-1.2%	-5.3%	-0.6%	-0.3%	0.1%

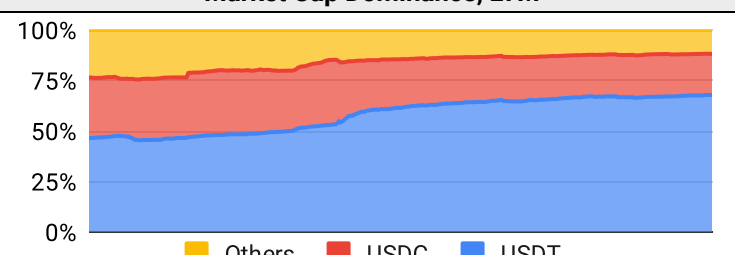
Volatility

Annualized Volatility							Rolling 3M Annualized Volatility, LTM				
	BTC	ETH	BNB	XRP	SOL	ADA					
30D	27%	32%	21%	34%	63%	30%					
90D	31%	31%	26%	48%	61%	36%					
180D	35%	37%	38%	116%	70%	57%					
365D	46%	56%	51%	99%	106%	66%					

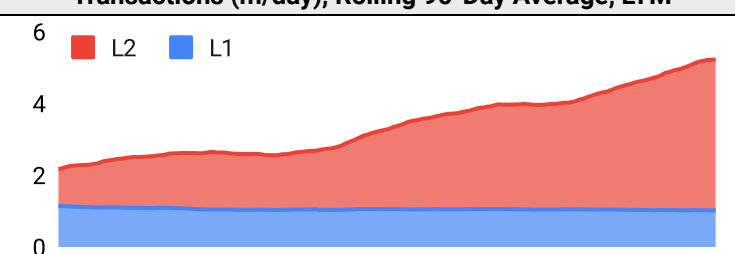
Correlations

Intra-Crypto Correlations, LTM							Rolling 3M Correlations, LTM				
	BTC	ETH	BNB	XRP	SOL	ADA					
BTC											
ETH	0.89										
BNB	0.74	0.76									
XRP	0.49	0.57	0.45								
SOL	0.74	0.77	0.69	0.51							
ADA	0.74	0.80	0.71	0.71	0.73						

Stablecoins

Stablecoin Market Size and Volume, \$m					Market Cap Dominance, LTM	
Ticker	Price	1d Vol	20d Avg Vol	Market Cap		
USDT	1.00	39,343	21,805	83,572		
USDC	1.00	3,783	2,387	25,233		
DAI	1.00	163	90	5,350		
TUSD	1.00	405	250	3,369		
BUSD	1.00	706	611	2,116		
USDD	1.00	16	21	726		

Ethereum Mainnet & Layer 2s

Mainnet & Layer 2 Transactions (m/day) and L2 TVL (\$m)					Transactions (m/day), Rolling 90-Day Average, LTM	
Network	1d	30d Avg	TVL	Tech Type		
Ethereum	3.7	1.0	-	Mainnet		
zkSync Era	0.9	1.0	423	ZKR		
Base	0.4	0.8	551	ORU		
Starknet	0.5	0.6	128	ZKR		
Arbitrum One	0.4	0.6	5,820	ORU		
Mantle	0.4	0.3	125	Optimium		
OP Mainnet	0.2	0.3	2,640	ORU		
dYdX	0.1	0.2	326	App-specific ZKR		
Immutable X	0.2	0.2	96	App-specific Validium		
Linea	0.2	0.2	70	ZKR		

Layer 2 Token Performance & Market Cap (\$m)					
	MATIC	OP	MNT	ARB	IMX
30d Return	-1%	-12%	-19%	-1%	2%
Market Cap	4,870	1,070	1,060	1,040	652

NFTs and DAOs

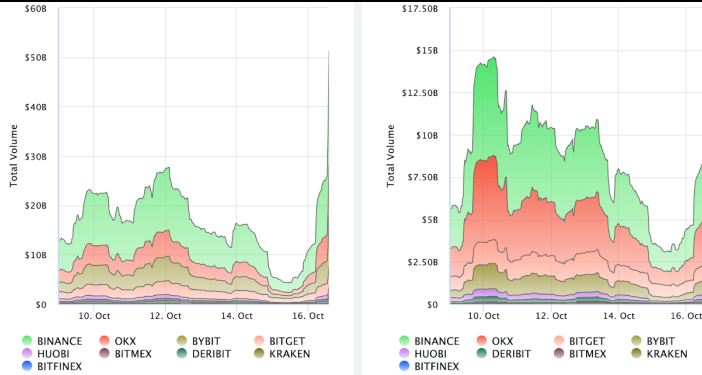
NFT Collection Stats (in ETH)						DAO Treasury Amount (\$m) and Composition					
Collection	Floor	Listings	3M Ret.	3M Vol	Market Cap	DAO	Treasury	Stables	BTC/ETH	Own Tokens	Other
CryptoPunks	45.0	1,053	-10%	23,043	449,500	Arbitrum	2,908	0%	0%	100%	0%
Bored Ape	25.0	500	-23%	118,211	249,789	Uniswap	1,758	0%	0%	100%	0%
Mutant Ape	4.8	631	-19%	67,987	93,431	Mantle	1,604	14%	25%	0%	61%
Squiggle	9.2	229	-13%	3,063	91,945	Optimism	1,144	0%	0%	100%	0%
Autoglyphs	170.0	4	-15%	712	87,040	ENS	524	4%	1%	96%	0%
Fidenza	50.0	34	-38%	818	49,940	Ethereum	501	0%	100%	0%	0%
Pudgy Penguins	5.5	421	48%	20,624	48,608	Golem	276	0%	95%	5%	0%
Azuki	4.1	392	-23%	36,052	40,550	Lido	241	2%	25%	74%	0%
The Sandbox	0.2	393	-21%	425	38,727	Volta Club	220	59%	0%	10%	31%
Decentraland	0.4	130	-10%	85	36,897	IndiaCovidRel	203	99%	1%	0%	1%

Crypto News

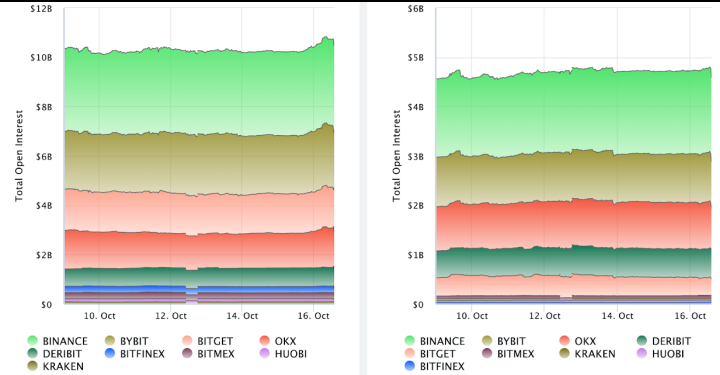
- [Ferrari to Start Accepting Crypto Payments in U.S: Reuters - CoinDesk](#)
- [Investor Demand for Ether Staking Yields Has Slowed: Coinbase - CoinDesk](#)
- [Binance Burns \\$450M BNB in Quarterly Move - CoinDesk](#)
- [Grayscale 'GBTC Discount' Narrows to Near 2-Year Low as SEC Misses ETF Appeal Window - CoinDesk](#)
- [Australia Proposes New Licensing Regime for Crypto Exchanges. Aims for Draft Legislation by 2024 - CoinDesk](#)
- [Australia open to idea of CBDC as future of money — RBA - Cointelegraph](#)
- [Solana becomes ecosystem partner of Dubai free zone - Cointelegraph](#)
- [Sam Bankman-Fried needs more Adderall to focus during trial, say lawyers - Cointelegraph](#)
- [KYC hook for Uniswap v4 stirs community controversy - Cointelegraph](#)

Crypto Futures

Futures Volume (BTC LHS ; ETH RHS), 1d



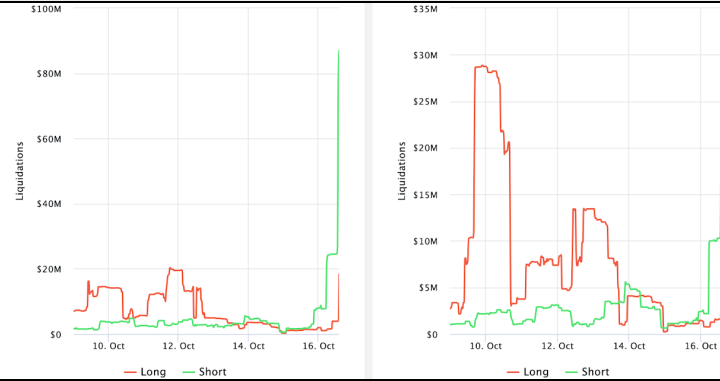
Futures Open Interest (BTC LHS ; ETH RHS)



Volume Weighted Funding Rate (BTC LHS ; ETH RHS), 1d

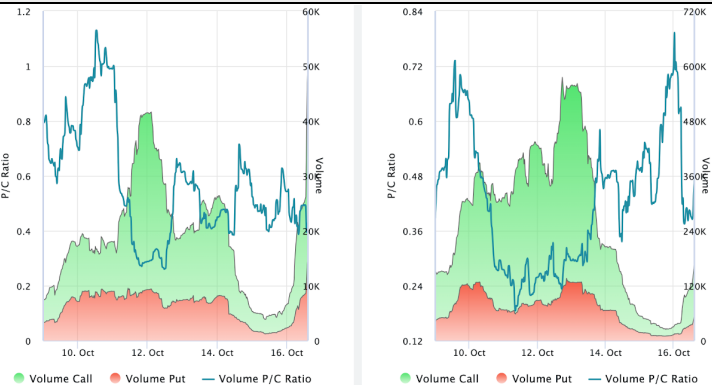


Liquidations (BTC LHS ; ETH RHS), 1d

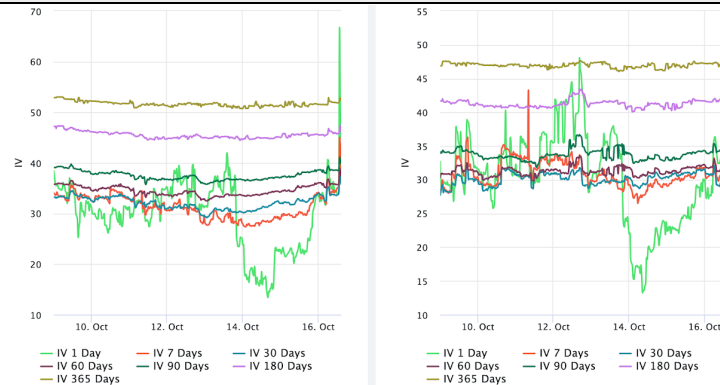


Crypto Options

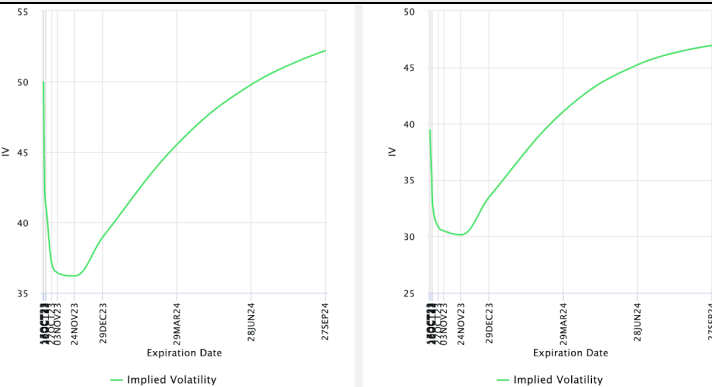
Options Volume & Put/Call Ratio (BTC LHS ; ETH RHS), 1d



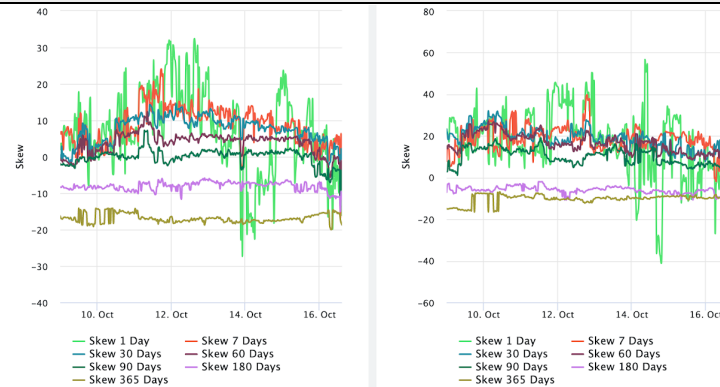
ATM Implied Volatility (BTC LHS ; ETH RHS)



ATM Implied Vol Term Structure (BTC LHS ; ETH RHS)



25 Delta Skew (BTC LHS ; ETH RHS)



About GSR

GSR is a global leader in digital asset trading, market making, OTC derivatives, and investments. We operate in a culture of excellence and leverage our first-rate reputation, deep relationships and proprietary trading technology to move swiftly and capitalize on market opportunities.

GSR's experienced team brings together decades of institutional trading expertise, while our industry-leading proprietary technology stack anchors everything we do.

Our main service areas are: market making; proprietary and algorithmic trading; client execution; structured products; risk management solutions; and portfolio investments.

For more information or if we can help with anything, please see gsr.io or contact us at gsr@gsr.io.

Follow GSR for more content: [Twitter](#) [Telegram](#) [LinkedIn](#)

Authors

Matt Kunke, Research Analyst [Twitter](#) [Telegram](#) [LinkedIn](#)
Brian Rudick, Senior Strategist [Twitter](#) [Telegram](#) [LinkedIn](#)

Required Disclosures

This material is provided by GSR (the "Firm") solely for informational purposes, is intended only for sophisticated, institutional investors and does not constitute an offer or commitment, a solicitation of an offer or commitment, or any advice or recommendation, to enter into or conclude any transaction (whether on the terms shown or otherwise), or to provide investment services in any state or country where such an offer or solicitation or provision would be illegal. The Firm is not and does not act as an advisor or fiduciary in providing this material. GSR is not authorised or regulated in the UK by the Financial Conduct Authority. The protections provided by the UK regulatory system will not be available to you. Specifically, information provided herein is intended for institutional persons only and is not suitable for retail persons in the United Kingdom, and no solicitation or recommendation is being made to you in regards to any products or services.

This material is not a research report, and not subject to any of the independence and disclosure standards applicable to research reports prepared pursuant to FINRA or CFTC research rules. This material is not independent of the Firm's proprietary interests, which may conflict with the interests of any counterparty of the Firm. The Firm trades instruments discussed in this material for its own account, may trade contrary to the views expressed in this material, and may have positions in other related instruments.

Information contained herein is based on sources considered to be reliable, but is not guaranteed to be accurate or complete. Any opinions or estimates expressed herein reflect a judgment made by the author(s) as of the date of publication, and are subject to change without notice. Trading and investing in digital assets involves significant risks including price volatility and illiquidity and may not be suitable for all investors. The Firm is not liable whatsoever for any direct or consequential loss arising from the use of this material. Copyright of this material belongs to GSR. Neither this material nor any copy thereof may be taken, reproduced or redistributed, directly or indirectly, without prior written permission of GSR

Notes & Sources

All options data is based on Deribit and derivatives graphics are from Laevidas. Market returns are based on price returns for the following ETFs: VOO, QQQ, EWU, EWG, EWJ, and EWH. Onchain volumes are not considered and thus certain token volumes may be understated (e.g., stETH).

CoinGecko	Santiment	DefiLlama	CoinMarketCap	Laevidas
<u>L2Beat</u>	Google Finance	TradingView	Deribit	WorldCoinIndex
Cryptorank	Investing.com	NFT Price Floor	CryptoSlate	