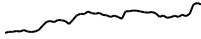

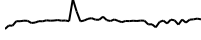









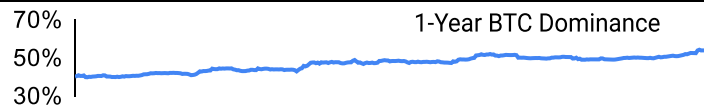
Crypto Leaderboard

Rank	Name	Ticker	Price	24h	7d	30d	24h Vol \$m	MC \$m	1-Year Chart
1	Bitcoin	BTC	\$34,523	-1%	1%	24%	17,963	674,368	
2	Ethereum	ETH	\$1,802	-1%	1%	9%	13,233	216,881	
3	Tether	USDT	\$1.00	0%	0%	0%	32,897	85,396	
4	BNB	BNB	\$228	-1%	0%	7%	657	35,182	
5	XRP Ledger	XRP	\$0.61	-1%	11%	14%	1,469	32,708	
6	USD Coin	USDC	\$1.00	0%	0%	0%	7,789	24,518	
7	Solana	SOL	\$39.4	-8%	20%	71%	2,448	16,497	
8	Lido stETH	STETH	\$1,803	-1%	1%	9%	24	15,893	
9	Cardano	ADA	\$0.32	3%	11%	23%	508	11,149	
10	Dogecoin	DOGE	\$0.07	-2%	-6%	10%	487	9,548	

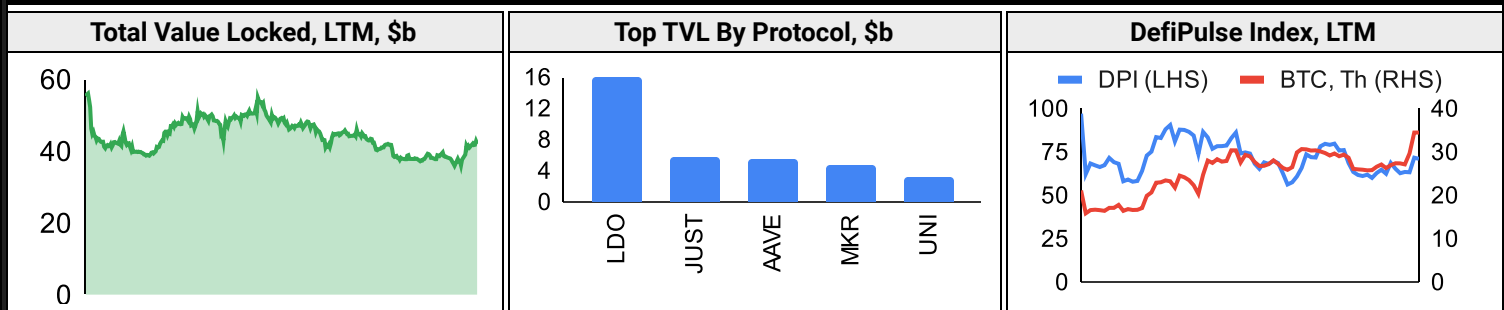
Top & Bottom Performers - Top 100 Tokens

24h		7 Days		30 Days		90 Days		365 Days	
TWT	10%	RUNE	28%	INJ	86%	RUNE	232%	KAS	1533%
RUNE	8%	WEMIX	24%	SOL	71%	WEMIX	117%	INJ	436%
WEMIX	6%	NEAR	22%	RUNE	50%	RLB	91%	CFX	275%
APE	5%	SOL	20%	PEPE	50%	TON	86%	BGB	153%
FLOW	-6%	MINA	-6%	SUI	0%	UNI	-24%	APE	-68%
INJ	-7%	CFX	-6%	USDD	0%	APE	-24%	ALGO	-70%
CFX	-8%	QNT	-11%	USDP	-1%	SUI	-25%	CHZ	-71%
SOL	-8%	PEPE	-12%	MKR	-8%	GALA	-26%	FLOW	-71%

Category Performance

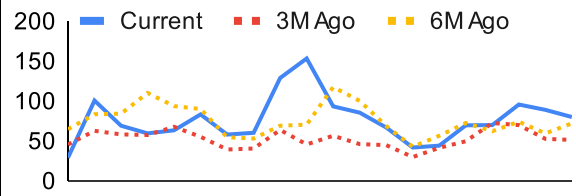
Category	7d	30d	90d	180d	365d	Ecosystem	7d	30d	90d	180d	365d
DEX	17%	27%	18%	0%	-13%	Polygon	11%	29%	15%	-10%	-4%
Meme	-5%	27%	2%	-26%	4%	Cosmos	10%	26%	31%	30%	67%
Smart Contract	11%	24%	8%	-8%	-18%	Tron	8%	23%	28%	31%	26%
Other DeFi	-6%	23%	11%	-10%	21%	Ethereum	10%	21%	9%	3%	7%
IoT/Data/Comp.	9%	22%	12%	-6%	-26%	BSC	8%	20%	14%	-10%	6%
Gaming/Entertai	9%	21%	-2%	-24%	-46%	Avalanche	10%	20%	1%	-1%	-11%
Lending	2%	17%	13%	16%	-20%	Polkadot	10%	19%	6%	-13%	-22%
Scaling	8%	14%	-6%	-32%	-28%	Solana	3%	16%	4%	15%	-10%
Currency	6%	13%	3%	24%	23%						
CEXs	1%	7%	-4%	-15%	-25%						
Privacy	-11%	-6%	-19%	-34%	-43%						

DeFi

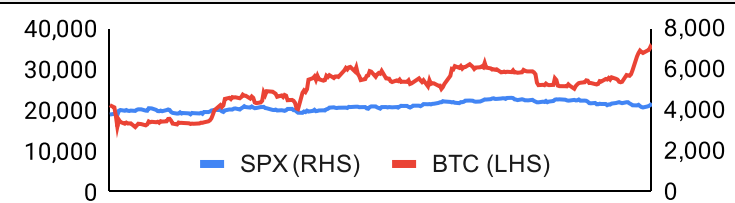


Trading Volume

Aggregate Volumes by Product, \$b					Top Derivatives Exchanges, \$m and bps					Top Spot Exchanges, \$m		
Product	1d	7d	30d	O/I	Exchange	1d Vol	O/I	Mkr	Tkr	Exchange	Score	1d Vol
Spot	26	151	626	n/a	Binance	40,542	9,691	2.0	4.0	Binance	9.9	9,246
Perpetuals	228	1,790	5,540	113	Bybit	14,885	5,601	2.0	5.5	Coinbase	8.7	1,336
Futures	0	2	12	1	OKX	15,742	3,606	2.0	5.0	Kraken	8.3	725
Options	2	8	45	n/a	KuCoin	1,792	1,325	2.0	6.0	Bybit	7.7	1,737

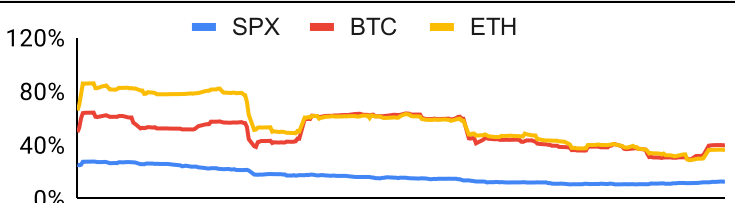
Daily Spot Volume, Top 100 Tokens Last 20d, \$b		Top Volume, 1d, \$m		Top Volume, %20d Avg		Low Volume, %20d Avg	
		USDT	33,878	RETH	782%	MINA	20%
		BTC	19,163	TWT	523%	BSV	37%
		ETH	7,891	CRO	243%	STX	48%
		USDC	4,109	ADA	220%	USDP	48%
		SOL	2,446	NEAR	218%	OKB	56%

Traditional Finance

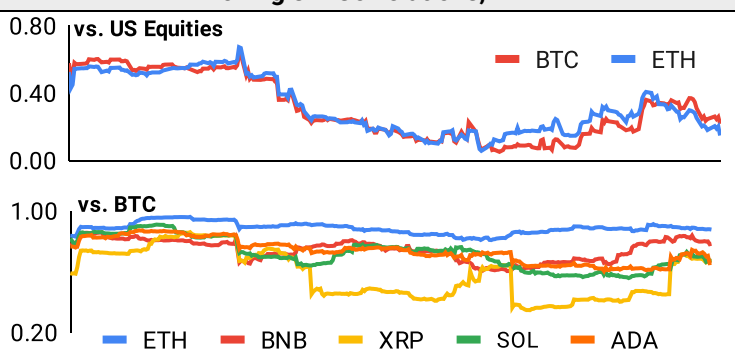
Global Equity Markets							SPX vs. BTC, LTM	
	US	USGrwth	UK	Germany	Japan	HK		
1D	2%	2%	2%	2%	2%	2%		
7D	4%	6%	2%	4%	6%	3%		
90D	-3%	-2%	-4%	-8%	-1%	-10%		
365D	17%	38%	16%	24%	23%	5%		

10-Year Treasury Yields							Commodities & FX					
	US	Brazil	UK	Germany	Japan	HK	Last	WTI	Gas	Gold	USD/EUR	USD/JPY
Last	4.54%	11.65%	4.34%	2.65%	0.92%	4.11%	Last	81.6	3.52	1,999	0.93	149.6
1d Chg	-0.13	-0.08	-0.04	-0.06	0.00	-0.06	1d % Chg	-1.0%	1.3%	0.3%	-0.8%	-0.6%

Volatility

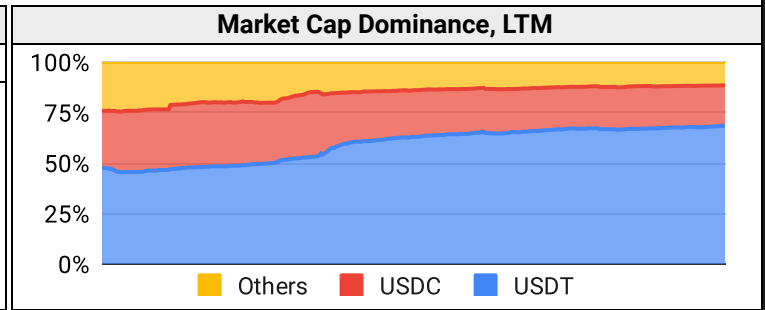
Annualized Volatility							Rolling 3M Annualized Volatility, LTM		
	BTC	ETH	BNB	XRP	SOL	ADA			
30D	45%	36%	28%	40%	91%	42%			
90D	39%	35%	28%	47%	74%	39%			
180D	37%	36%	37%	116%	76%	58%			
365D	47%	54%	50%	99%	108%	65%			

Correlations

Intra-Crypto Correlations, LTM							Rolling 3M Correlations, LTM	
	BTC	ETH	BNB	XRP	SOL	ADA		
BTC								
ETH	0.89							
BNB	0.74	0.77						
XRP	0.49	0.57	0.46					
SOL	0.73	0.77	0.68	0.50				
ADA	0.73	0.79	0.71	0.71	0.72			

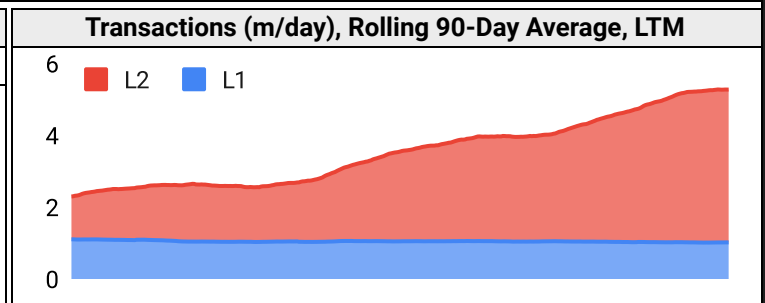
Stablecoins

Stablecoin Market Size and Volume, \$m				
Ticker	Price	1d Vol	20d Avg Vol	Market Cap
USDT	1.00	33,878	34,129	85,219
USDC	1.00	4,109	3,866	24,481
DAI	1.00	152	149	5,344
TUSD	1.00	245	307	3,338
BUSD	1.00	434	543	1,948
USDD	1.00	25	18	723



Ethereum Mainnet & Layer 2s

Mainnet & Layer 2 Transactions (m/day) and L2 TVL (\$m)				
Network	1d	30d Avg	TVL	Tech Type
Ethereum	1.0	1.0	-	Mainnet
zkSync Era	0.6	0.8	429	ZKR
Arbitrum One	0.7	0.6	6,640	ORU
Starknet	0.3	0.5	128	ZKR
Base	0.2	0.4	565	ORU
dYdX	0.5	0.3	376	App-specific ZKR
OP Mainnet	0.2	0.2	2,950	ORU
Mantle	0.2	0.2	140	Optimium
Immutable X	0.2	0.2	104	App-specific Validium
Arbitrum Nova	0.2	0.2	23	Optimium



Layer 2 Token Performance & Market Cap (\$m)

	MATIC	MNT	ARB	OP	IMX
30d Return	14%	1%	10%	5%	20%
Market Cap	6,130	1,270	1,230	1,210	853

NFTs and DAOs

NFT Collection Stats (in ETH)					
Collection	Floor	Listings	3M Ret.	3M Vol	Market Cap
CryptoPunks	46.9	1,020	0%	22,451	468,700
Bored Ape	29.9	474	4%	125,687	299,000
Mutant Ape	5.7	607	5%	68,190	110,521
Autoglyphs	170.0	3	-15%	473	87,040
Squiggle	8.4	233	-20%	2,997	84,349
Fidenza	60.0	36	-29%	482	59,940
Azuki	5.1	412	5%	25,562	50,870
The Sandbox	0.3	349	0%	456	49,559
Pudgy Penguins	4.9	438	20%	21,598	43,320
The Captainz	4.2	167	6%	14,798	41,886

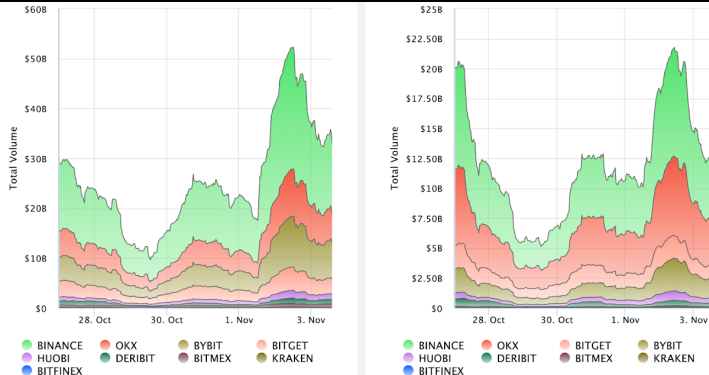
DAO Treasury Amount (\$m) and Composition					
DAO	Treasury	Stables	BTC/ETH	Own Tokens	Other
Arbitrum	3,376	0%	0%	100%	0%
Uniswap	1,907	0%	0%	100%	0%
Mantle	1,898	12%	24%	64%	0%
Optimism	1,234	0%	0%	100%	0%
Ethereum	566	0%	100%	0%	0%
ENS	557	3%	1%	96%	0%
Golem	312	0%	95%	5%	0%
Lido	267	1%	26%	73%	0%
Volta Club	210	58%	0%	13%	30%
Stargate	209	18%	0%	81%	1%

Crypto News

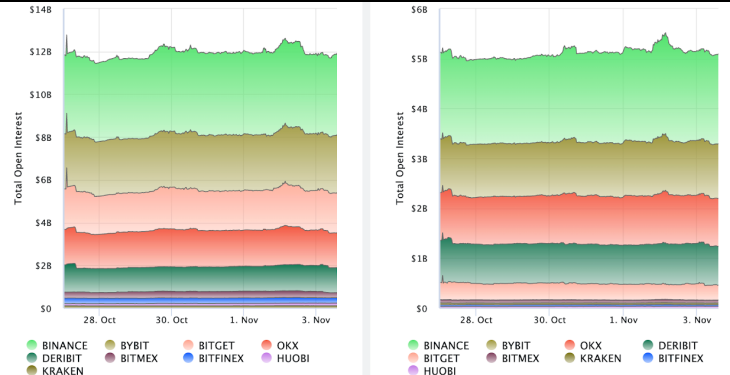
- [BTC price dips 3.5% as 'overheated' Bitcoin derivatives spark angst - Cointelegraph](#)
- [Here's Why Bitcoin Will 10X From Here: Michael Saylor - CoinDesk](#)
- [Crypto at the Center of \\$300M Fraud Case in China - CoinDesk](#)
- [Coinbase posts earnings beat with \\$674M in Q3 revenue - Blockworks](#)
- [A suggestion for the SBF trial's crypto journalism polycule - Blockworks](#)
- [US trustee objects to amended disclosure statement in Genesis bankruptcy - Blockworks](#)
- [Validation Cloud launches platform for institutional stakers - Blockworks](#)
- [Crypto builders, please sweat the small stuff - Blockworks](#)
- [SafeMoon accused of securities fraud in SEC lawsuit - Blockworks](#)

Crypto Futures

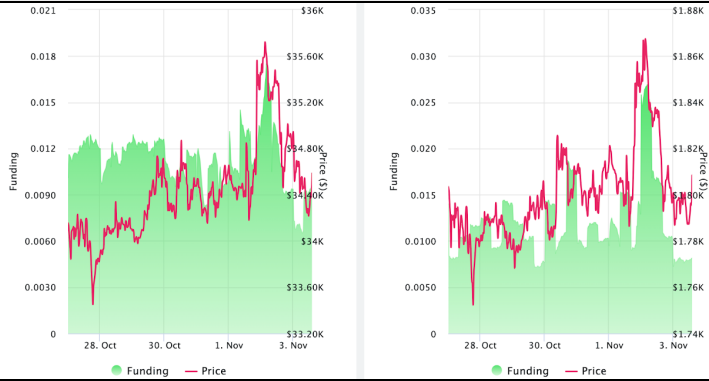
Futures Volume (BTC LHS ; ETH RHS), 1d



Futures Open Interest (BTC LHS ; ETH RHS)



Volume Weighted Funding Rate (BTC LHS ; ETH RHS), 1d

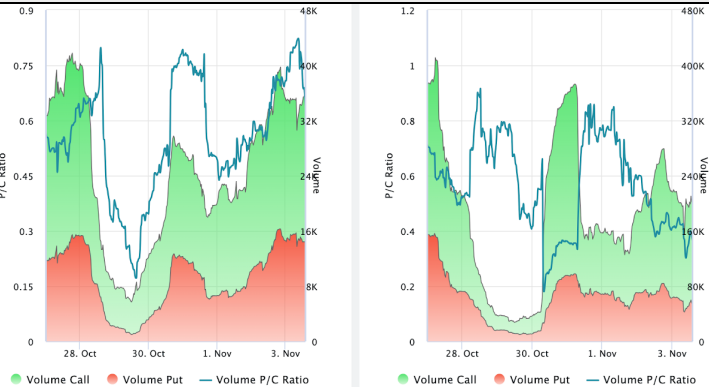


Liquidations (BTC LHS ; ETH RHS), 1d

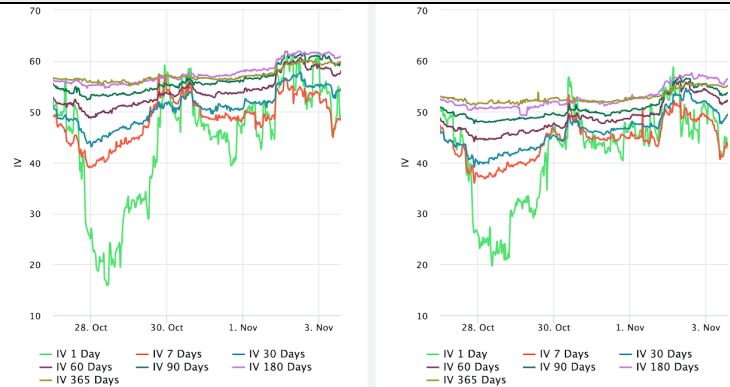


Crypto Options

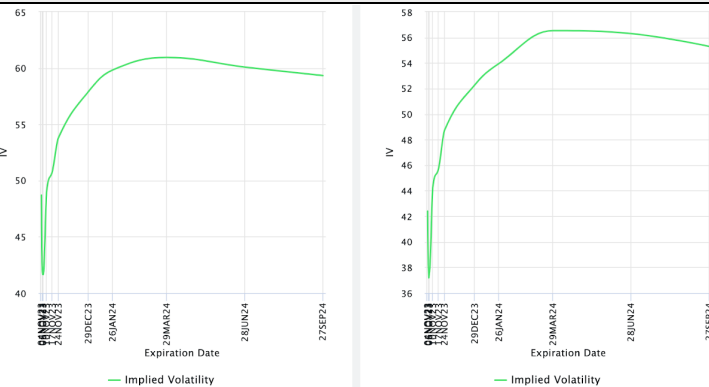
Options Volume & Put/Call Ratio (BTC LHS ; ETH RHS), 1d



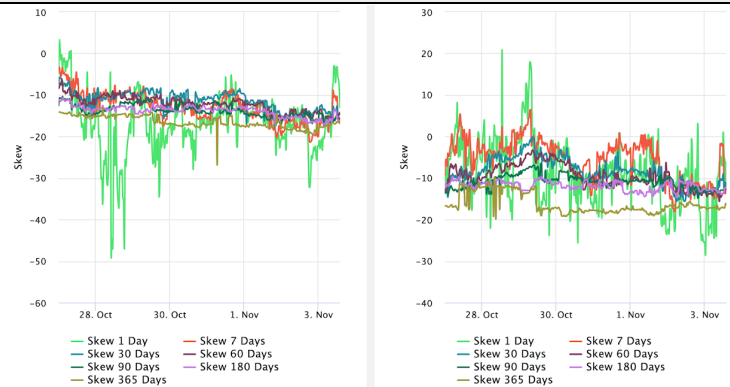
ATM Implied Volatility (BTC LHS ; ETH RHS)



ATM Implied Vol Term Structure (BTC LHS ; ETH RHS)



25 Delta Skew (BTC LHS ; ETH RHS)



About GSR

GSR is a global leader in digital asset trading, market making, OTC derivatives, and investments. We operate in a culture of excellence and leverage our first-rate reputation, deep relationships and proprietary trading technology to move swiftly and capitalize on market opportunities.

GSR's experienced team brings together decades of institutional trading expertise, while our industry-leading proprietary technology stack anchors everything we do.

Our main service areas are: market making; proprietary and algorithmic trading; client execution; structured products; risk management solutions; and portfolio investments.

For more information or if we can help with anything, please see gsr.io or contact us at gsr@gsr.io.

Follow GSR for more content: [Twitter](#) [Telegram](#) [LinkedIn](#)

Authors

Matt Kunke, Research Analyst [Twitter](#) [Telegram](#) [LinkedIn](#)
Brian Rudick, Senior Strategist [Twitter](#) [Telegram](#) [LinkedIn](#)

Required Disclosures

This material is provided by GSR (the "Firm") solely for informational purposes, is intended only for sophisticated, institutional investors and does not constitute an offer or commitment, a solicitation of an offer or commitment, or any advice or recommendation, to enter into or conclude any transaction (whether on the terms shown or otherwise), or to provide investment services in any state or country where such an offer or solicitation or provision would be illegal. The Firm is not and does not act as an advisor or fiduciary in providing this material. GSR is not authorised or regulated in the UK by the Financial Conduct Authority. The protections provided by the UK regulatory system will not be available to you. Specifically, information provided herein is intended for institutional persons only and is not suitable for retail persons in the United Kingdom, and no solicitation or recommendation is being made to you in regards to any products or services.

This material is not a research report, and not subject to any of the independence and disclosure standards applicable to research reports prepared pursuant to FINRA or CFTC research rules. This material is not independent of the Firm's proprietary interests, which may conflict with the interests of any counterparty of the Firm. The Firm trades instruments discussed in this material for its own account, may trade contrary to the views expressed in this material, and may have positions in other related instruments.

Information contained herein is based on sources considered to be reliable, but is not guaranteed to be accurate or complete. Any opinions or estimates expressed herein reflect a judgment made by the author(s) as of the date of publication, and are subject to change without notice. Trading and investing in digital assets involves significant risks including price volatility and illiquidity and may not be suitable for all investors. The Firm is not liable whatsoever for any direct or consequential loss arising from the use of this material. Copyright of this material belongs to GSR. Neither this material nor any copy thereof may be taken, reproduced or redistributed, directly or indirectly, without prior written permission of GSR

Notes & Sources

All options data is based on Deribit and derivatives graphics are from Laevidas. Market returns are based on price returns for the following ETFs: VOO, QQQ, EWU, EWG, EWJ, and EWH. Onchain volumes are not considered and thus certain token volumes may be understated (e.g., stETH).

CoinGecko	Santiment	DefiLlama	CoinMarketCap	Laevidas
L2Beat	Google Finance	TradingView	Deribit	WorldCoinIndex
Cryptorank	Investing.com	NFT Price Floor	CryptoSlate	