











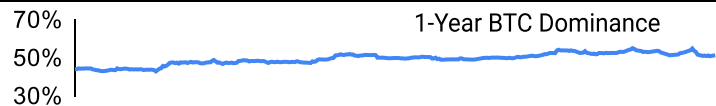
## Crypto Leaderboard

Rank	Name	Ticker	Price	24h	7d	30d	24h Vol \$m	MC \$m	1-Year Chart
1	Bitcoin	BTC	\$40,693	-3%	-4%	-7%	19,361	797,799	
2	Ethereum	ETH	\$2,375	-4%	-5%	3%	10,364	285,437	
3	Tether	USDT	\$1.00	0%	0%	0%	30,641	94,919	
4	BNB	BNB	\$311	-2%	-2%	15%	727	47,913	
5	Solana	SOL	\$87.4	-6%	-7%	-19%	1,649	37,907	
6	XRP Ledger	XRP	\$0.53	-4%	-8%	-15%	825	28,699	
7	USD Coin	USDC	\$1.00	0%	0%	0%	4,759	25,613	
8	Lido stETH	STETH	\$2,372	-4%	-5%	4%	13	22,131	
9	Cardano	ADA	\$0.50	-4%	-6%	-19%	329	17,372	
10	Dogecoin	DOGE	\$0.08	-5%	4%	-10%	662	11,963	

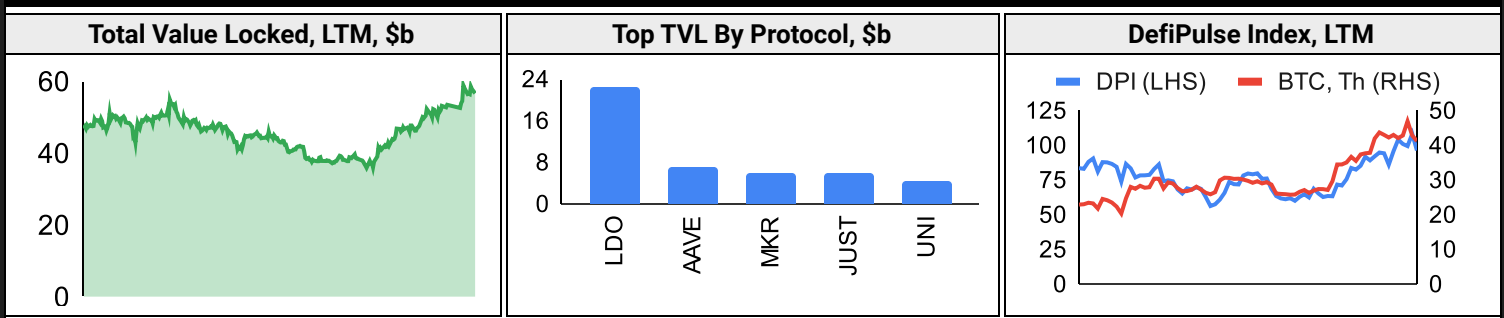
## Top & Bottom Performers - Top 100 Tokens

24h		7 Days		30 Days		90 Days		365 Days	
SC	9%	RON	33%	SC	91%	BONK	3358%	INJ	1647%
FXS	1%	SC	28%	ASTR	79%	OSMO	481%	KAS	1575%
ETHDYDX	1%	ASTR	19%	SEI	63%	SEI	451%	BONK	848%
DYDX	1%	FXS	9%	BSV	44%	RON	422%	CFX	553%
ARB	-8%	ARB	-18%	ALGO	-30%	TUSD	-1%	AXS	-40%
BTT	-9%	BONK	-20%	FTM	-32%	XMR	-3%	SAND	-42%
CHZ	-10%	SUI	-22%	AVAX	-36%	XRP	-5%	FLR	-46%
SEI	-11%	SEI	-25%	BONK	-45%	BCH	-7%	GALA	-53%

## Category Performance

Category	7d	30d	90d	180d	365d	Ecosystem	7d	30d	90d	180d	365d
Scaling	-13%	14%	122%	90%	51%	Avalanche	6%	4%	60%	50%	40%
Other DeFi	8%	2%	65%	73%	181%	Ethereum	-5%	-2%	31%	24%	24%
Currency	-5%	-1%	17%	17%	33%	Tron	-5%	-3%	17%	26%	40%
Lending	-5%	-4%	36%	37%	31%	Polygon	0%	-7%	48%	49%	63%
IoT/Data/Comp.	-1%	-7%	99%	96%	52%	Cosmos	-10%	-10%	104%	119%	211%
CEXs	-8%	-12%	41%	28%	8%	BSC	-9%	-12%	65%	74%	122%
Smart Contract	-7%	-13%	69%	56%	29%	Polkadot	-8%	-16%	46%	32%	6%
Privacy	-7%	-13%	11%	-5%	-36%	Solana	-8%	-19%	89%	82%	114%
Gaming/Entertai	-6%	-13%	55%	67%	0%						
Meme	-4%	-18%	9%	10%	14%						
DEX	-7%	-18%	80%	74%	43%						

## DeFi

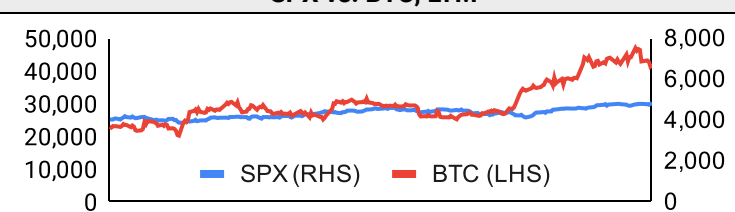


## Trading Volume

Aggregate Volumes by Product, \$b					Top Derivatives Exchanges, \$m and bps					Top Spot Exchanges, \$m		
Product	1d	7d	30d	O/I	Exchange	1d Vol	O/I	Mkr	Tkr	Exchange	Score	1d Vol
Spot	24	178	1,020	n/a	Binance	37,751	11,802	2.0	4.0	Binance	9.9	11,040
Perpetuals	119	1,070	6,420	97	Bybit	12,643	7,387	2.0	5.5	Coinbase	8.4	1,461
Futures	0	2	17	1	OKX	15,687	4,374	2.0	5.0	Kraken	8.1	634
Options	1	8	42	n/a	Bitget	9,185	3,207	2.0	6.0	KuCoin	7.5	702

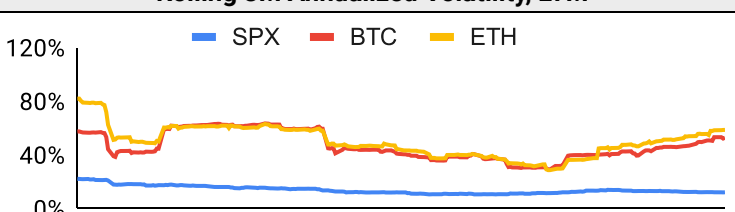
Daily Spot Volume, Top 100 Tokens Last 20d, \$b		Top Volume, 1d, \$m		Top Volume, %20d Avg		Low Volume, %20d Avg	
		USDT	35,039	RON	181%	STX	24%
		BTC	19,593	FXS	133%	HNT	34%
		ETH	9,556	ASTR	122%	TUSD	34%
		USDC	4,560	SC	120%	WEMIX	35%
		FDUSD	3,721	DOGE	107%	BONK	39%

## Traditional Finance

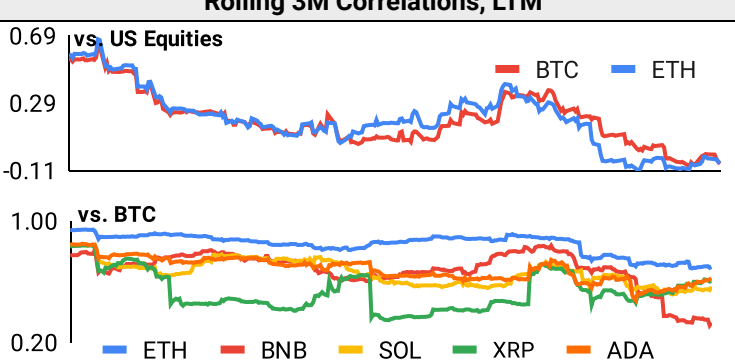
Global Equity Markets							SPX vs. BTC, LTM	
	US	USGrwth	UK	Germany	Japan	HK		
1D	1%	2%	0%	1%	0%	1%		
7D	1%	3%	-2%	-1%	-1%	-5%		
90D	15%	19%	6%	15%	15%	-4%		
365D	26%	54%	2%	8%	18%	-26%		

10-Year Treasury Yields							Commodities & FX					
	US	Brazil	UK	Germany	Japan	HK	Last	WTI	Gas	Gold	USD/EUR	USD/JPY
Last	4.09%	10.71%	3.91%	2.25%	0.64%	3.55%	Last	73.6	2.12	2,023	0.92	147.8
1d Chg	-0.06	-0.01	-0.02	-0.05	-0.01	-0.06	1d % Chg	0.5%	-5.8%	-0.3%	0.0%	-0.2%

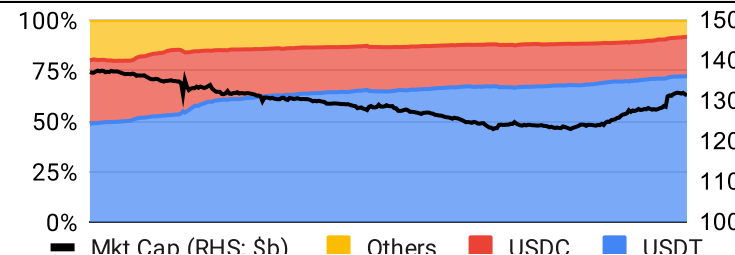
## Volatility

Annualized Volatility							Rolling 3M Annualized Volatility, LTM		
	BTC	ETH	BNB	SOL	XRP	ADA			
30D	52%	63%	63%	98%	54%	85%			
90D	46%	56%	52%	118%	53%	88%			
180D	42%	46%	42%	96%	50%	68%			
365D	44%	48%	44%	89%	94%	69%			

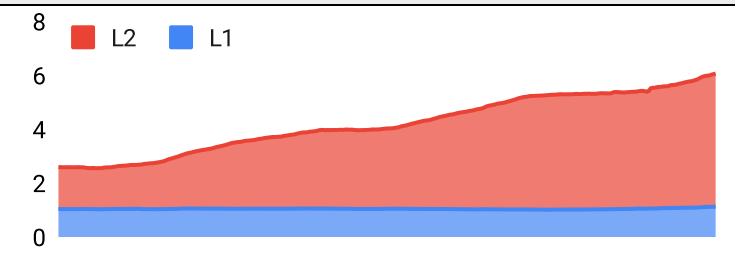
## Correlations

Intra-Crypto Correlations, LTM							Rolling 3M Correlations, LTM		
	BTC	ETH	BNB	SOL	XRP	ADA			
BTC									
ETH	0.81								
BNB	0.60	0.60							
SOL	0.64	0.61	0.47						
XRP	0.41	0.47	0.35	0.42					
ADA	0.66	0.69	0.55	0.65	0.63				

## Stablecoins

Stablecoin Market Size and Volume, \$m					Stablecoin Dominance (LHS) & Market Cap \$b (RHS), LTM	
Ticker	Price	1d Vol	20d Avg Vol	Market Cap		
USDT	1.00	35,039	49,404	94,853		
USDC	1.00	4,560	5,976	25,638		
DAI	1.00	158	240	5,347		
TUSD	0.99	100	292	1,879		
USDD	1.00	12	15	723		
FRAX	1.00	17	15	648		

## Ethereum Mainnet & Layer 2s

Mainnet & Layer 2 Transactions (m/day) and L2 TVL (\$m)					Transactions (m/day), Rolling 90-Day Average, LTM	
Network	1d	30d Avg	TVL	Tech Type		
zkSync Era	1.9	1.4	538	ZKR		
Ethereum	1.1	1.2	-	Mainnet		
Arbitrum One	0.7	0.9	10,370	ORU		
Mantle	0.2	0.6	307	Optimium		
OP Mainnet	0.3	0.4	5,310	ORU		
Base	0.3	0.3	723	ORU		
dYdX v3	0.1	0.3	311	App-specific ZKR		
Arbitrum Nova	0.3	0.3	31	Optimium		
Immutable X	0.2	0.2	166	App-specific Validium		
Linea	0.3	0.2	197	ZKR		

Layer 2 Token Performance & Market Cap (\$m)					
	MATIC	OP	IMX	ARB	MNT
30d Return	-10%	-5%	-28%	29%	13%
Market Cap	7,090	2,900	2,410	2,200	2,130

## NFTs and DAOs

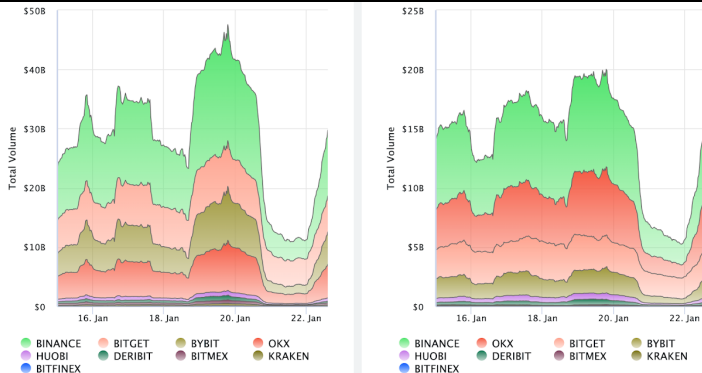
NFT Collection Stats (in ETH)						DAO Treasury Amount (\$m) and Composition					
Collection	Floor	Listings	3M Ret.	3M Vol	Market Cap	DAO	Treasury	Stables	BTC/ETH	Own Tokens	Other
CryptoPunks	64.8	916	51%	40,144	647,900	Arbitrum	6,080	0%	0%	100%	0%
Bored Ape	25.3	485	-3%	179,249	253,200	Optimism	2,631	0%	0%	100%	0%
Pudgy Penguins	18.1	546	269%	97,692	160,695	Mantle	2,563	4%	6%	78%	12%
Autoglyphs	250.0	4	47%	290	128,000	Uniswap	2,491	0%	0%	100%	0%
Squiggle	8.7	223	1%	2,736	86,948	ENS	1,253	1%	1%	98%	0%
Mutant Ape	4.4	1,008	-9%	114,836	86,698	Ethereum	743	0%	100%	0%	0%
Azuki	7.2	606	41%	98,616	71,890	Golem	413	0%	96%	4%	0%
Fidenza	69.4	39	54%	2,613	69,351	Lido	410	1%	24%	75%	0%
The Captainz	4.7	105	18%	20,136	46,495	Gnosis	363	9%	27%	45%	19%
The Sandbox	0.3	573	13%	523	43,234	Volta Club	273	27%	0%	0%	73%

## Crypto News

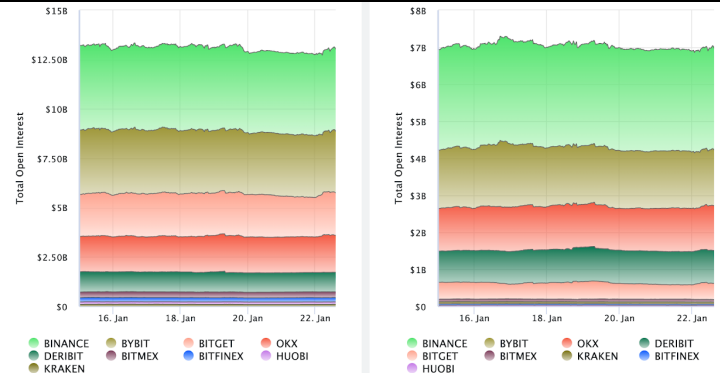
- [BlackRock beats spot bitcoin ETF rivals in race to \\$1B assets - Blockworks](#)
- [He Exposed Harvard President's Plagiarism. Then Lost Money Betting on the Story - CoinDesk](#)
- [Bullish Bitcoin Bets Rise as Implied Volatility Slides - CoinDesk](#)
- [Justin Sun's HTX Services Restored After Exchange Hit by 'DDoS' Attack - CoinDesk](#)
- [Ethereum devs expect 10x lower rollup costs as Dencun upgrade hits testnets - Cointelegraph](#)
- [Do Kwon's Terraform Labs files for Chapter 11 bankruptcy protection - Cointelegraph](#)
- [Coinbase has 70% chance of full dismissal in SEC lawsuit — Litigation analyst - Cointelegraph](#)
- [Solana stablecoin transfer volume hits record monthly high of \\$300B - Cointelegraph](#)
- [Coinbase fights SEC in court, SBF's parents seek lawsuit dismissal, and Bitcoin ETFs: Hodler's Digest, Jan. 14-20 - Cointelegraph](#)

## Crypto Futures

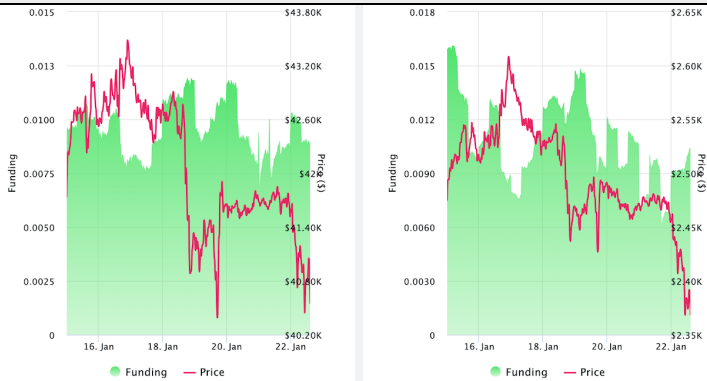
### Futures Volume (BTC LHS ; ETH RHS), 1d



### Futures Open Interest (BTC LHS ; ETH RHS)



### OI Weighted Funding Rate (BTC LHS ; ETH RHS), 1d

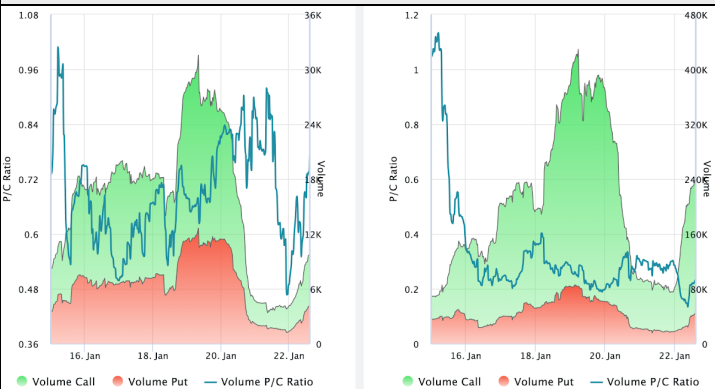


### Liquidations (BTC LHS ; ETH RHS), 1d

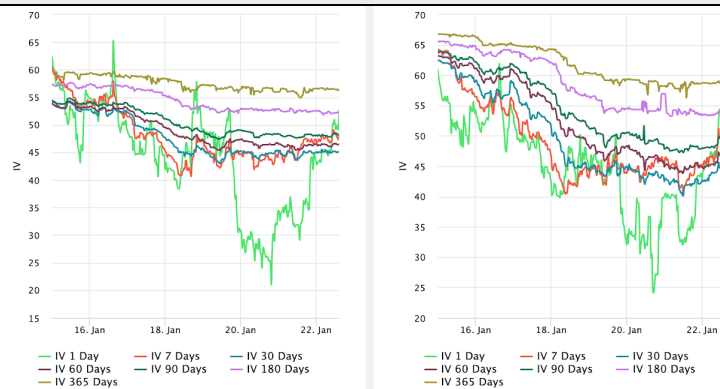


## Crypto Options

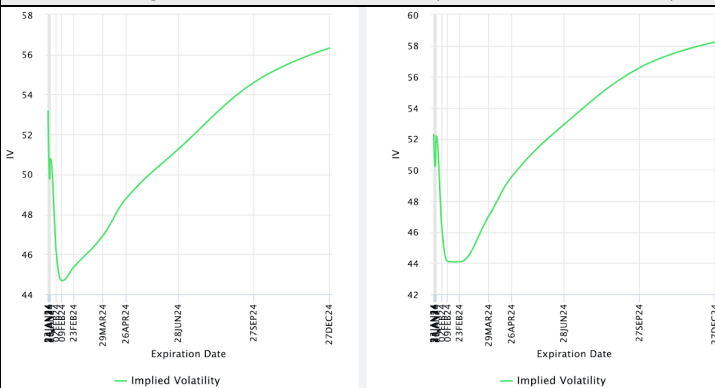
### Options Volume & Put/Call Ratio (BTC LHS ; ETH RHS), 1d



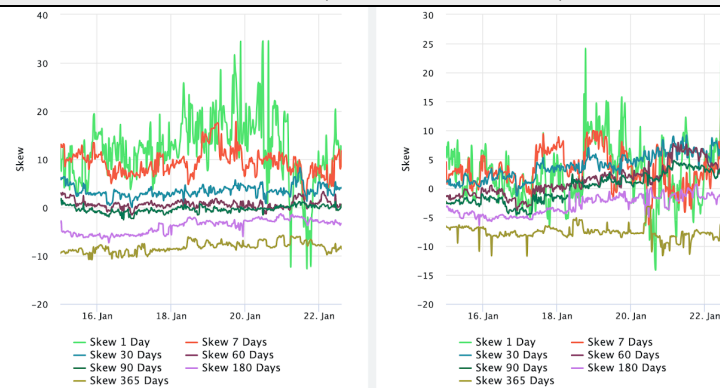
### ATM Implied Volatility (BTC LHS ; ETH RHS)



### ATM Implied Vol Term Structure (BTC LHS ; ETH RHS)



### 25 Delta Skew (BTC LHS ; ETH RHS)





January 22, 2024

### About GSR

GSR has over a decade of extensive experience in the crypto market, serving as a trusted liquidity provider and active, multi-stage investor. Our suite of services includes OTC Trading, Derivatives, and Market Making. GSR is actively involved in every major sector of the digital asset ecosystem, working with token issuers, institutional investors, miners, and leading trading venues.

For more information or if we can help with anything, please see [gsr.io](https://gsr.io) or contact us at [gsr@gsr.io](mailto:gsr@gsr.io).

Follow GSR for more content: [Twitter](#) [Telegram](#) [LinkedIn](#)

### Authors

Matt Kunke, Research Analyst [Twitter](#) [Telegram](#) [LinkedIn](#)  
Brian Rudick, Senior Strategist [Twitter](#) [Telegram](#) [LinkedIn](#)

### Required Disclosures

This material is provided by GSR (the "Firm") solely for informational purposes, is intended only for sophisticated, institutional investors and does not constitute an offer or commitment, a solicitation of an offer or commitment, or any advice or recommendation, to enter into or conclude any transaction (whether on the terms shown or otherwise), or to provide investment services in any state or country where such an offer or solicitation or provision would be illegal. The Firm is not and does not act as an advisor or fiduciary in providing this material. GSR is not authorised or regulated in the UK by the Financial Conduct Authority. The protections provided by the UK regulatory system will not be available to you. Specifically, information provided herein is intended for institutional persons only and is not suitable for retail persons in the United Kingdom, and no solicitation or recommendation is being made to you in regards to any products or services.

This material is not a research report, and not subject to any of the independence and disclosure standards applicable to research reports prepared pursuant to FINRA or CFTC research rules. This material is not independent of the Firm's proprietary interests, which may conflict with the interests of any counterparty of the Firm. The Firm trades instruments discussed in this material for its own account, may trade contrary to the views expressed in this material, and may have positions in other related instruments.

Information contained herein is based on sources considered to be reliable, but is not guaranteed to be accurate or complete. Any opinions or estimates expressed herein reflect a judgment made by the author(s) as of the date of publication, and are subject to change without notice. Trading and investing in digital assets involves significant risks including price volatility and illiquidity and may not be suitable for all investors. The Firm is not liable whatsoever for any direct or consequential loss arising from the use of this material. Copyright of this material belongs to GSR. Neither this material nor any copy thereof may be taken, reproduced or redistributed, directly or indirectly, without prior written permission of GSR

### Notes & Sources

All options data is based on Deribit and derivatives graphics are from Laevidas. Market returns are based on price returns for the following ETFs: VOO, QQQ, EWU, EWG, EWJ, and EWH. Onchain volumes are not considered and thus certain token volumes may be understated (e.g., stETH).

CoinGecko	Santiment	DefiLlama	CoinMarketCap	Laevidas
L2Beat	Google Finance	TradingView	Deribit	WorldCoinIndex
Cryptorank	Investing.com	NFT Price Floor	CryptoSlate	