











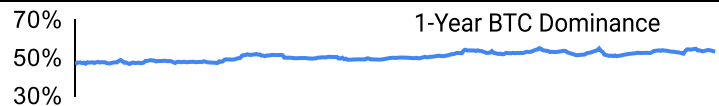
Crypto Leaderboard

Rank	Name	Ticker	Price	24h	7d	30d	24h Vol \$m	MC \$m	1-Year Chart
1	Bitcoin	BTC	\$68,184	-6%	0%	32%	89,967	1,340,166	
2	Ethereum	ETH	\$3,709	-5%	-4%	34%	42,303	445,693	
3	Tether	USDT	\$1.00	0%	0%	0%	145,346	102,876	
4	BNB	BNB	\$584	-2%	20%	75%	6,814	89,454	
5	Solana	SOL	\$182	8%	26%	57%	13,793	80,567	
6	Lido stETH	STETH	\$3,706	-5%	-5%	34%	204	36,498	
7	XRP Ledger	XRP	\$0.63	-7%	1%	17%	4,055	34,371	
8	USD Coin	USDC	\$1.00	-1%	0%	0%	17,984	30,341	
9	Cardano	ADA	\$0.71	-8%	-1%	24%	1,606	25,158	
10	Dogecoin	DOGE	\$0.16	-10%	0%	93%	4,703	23,480	

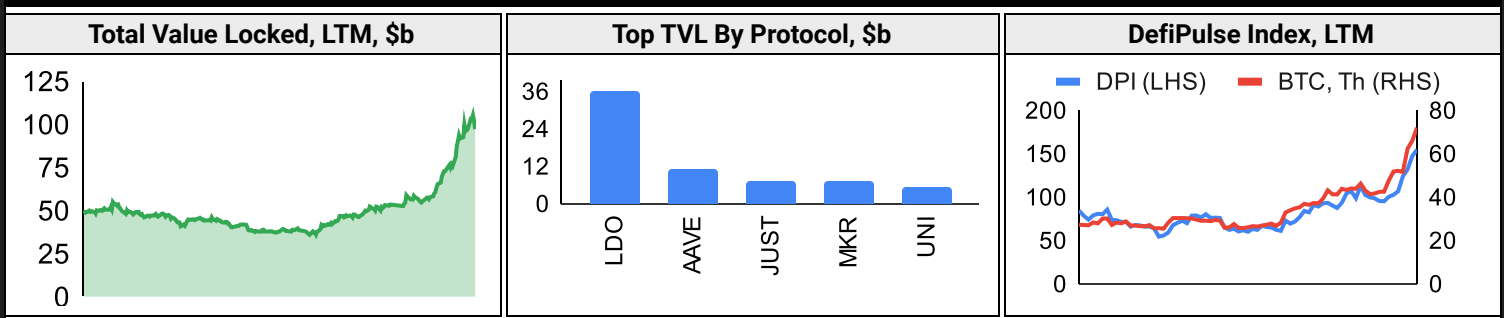
Top & Bottom Performers - Top 100 Tokens

24h		7 Days		30 Days		90 Days		365 Days	
CFX	11%	GALA	43%	PEPE	627%	PEPE	542%	BONK	4771%
SOL	8%	MKR	36%	FET	314%	FET	338%	AKT	1502%
PYTH	7%	TON	34%	AGIX	268%	RBN	331%	INJ	971%
MSOL	6%	NEAR	34%	AR	263%	SEI	272%	KAS	911%
STRK	-11%	FIL	-17%	MINA	-12%	USDC	0%	MATIC	-2%
MNT	-12%	SHIB	-17%	TIA	-21%	USDT	0%	ATOM	-2%
INJ	-12%	HNT	-18%	HNT	-22%	HNT	-1%	XMR	-5%
BSV	-17%	BSV	-20%	SUI	-26%	XMR	-16%	APE	-48%

Category Performance

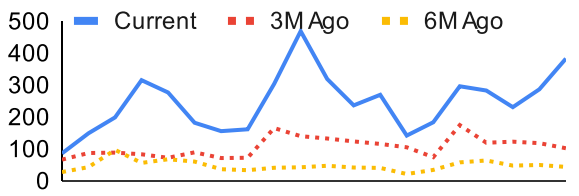
Category	7d	30d	90d	180d	365d	Ecosystem	7d	30d	90d	180d	365d
Meme	-5%	237%	183%	470%	180%	Solana	29%	149%	89%	298%	273%
DEX	15%	62%	60%	241%	150%	Cosmos	-5%	78%	93%	335%	324%
Gaming/Entertai	2%	60%	60%	238%	113%	Polkadot	15%	70%	85%	203%	94%
IoT/Data/Comp.	-4%	56%	74%	276%	146%	Polygon	6%	55%	65%	192%	110%
Smart Contract	3%	50%	67%	243%	133%	BSC	7%	50%	63%	198%	134%
Lending	-1%	43%	51%	137%	116%	Avalanche	5%	47%	72%	187%	112%
CEXs	3%	36%	26%	105%	52%	Tron	-7%	42%	56%	111%	99%
Scaling	-2%	36%	105%	278%	90%	Ethereum	-3%	27%	39%	116%	64%
Other DeFi	1%	29%	44%	161%	132%						
Privacy	-17%	28%	17%	57%	-6%						
Currency	-2%	28%	41%	99%	101%						

DeFi

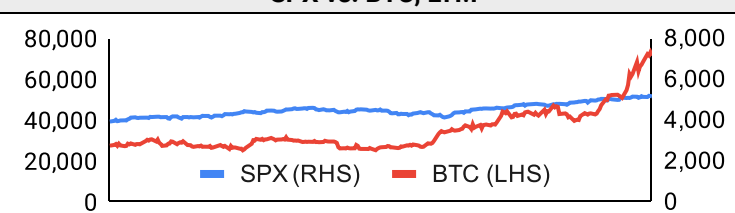


Trading Volume

Aggregate Volumes by Product, \$b					Top Derivatives Exchanges, \$m and bps					Top Spot Exchanges, \$m		
Product	1d	7d	30d	O/I	Exchange	1d Vol	O/I	Mkr	Tkr	Exchange	Score	1d Vol
Spot	121	512	2,050	n/a	Binance	179,378	21,349	2.0	4.0	Binance	9.9	62,457
Perpetuals	1,270	6,910	29,110	313	Bybit	56,981	13,595	2.0	5.5	Coinbase	8.2	8,868
Futures	2	5	23	2	OKX	70,564	7,242	2.0	5.0	Bybit	7.8	11,010
Options	5	20	86	n/a	Bitget	35,272	8,822	2.0	6.0	OKX	7.6	9,898

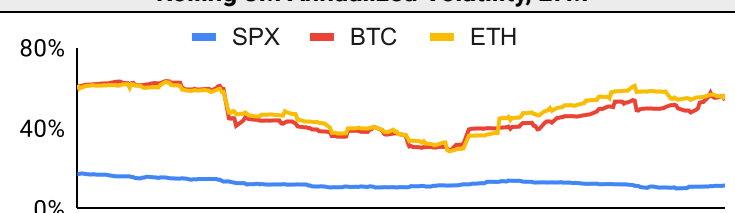
Daily Spot Volume, Top 100 Tokens Last 20d, \$b				Top Volume, 1d, \$m		Top Volume, %20d Avg		Low Volume, %20d Avg	
				USDT	155,304	STETH	364%	FLR	59%
				BTC	85,455	CFX	284%	THETA	70%
				ETH	36,823	SOL	256%	SHIB	70%
				FDUSD	22,594	NEAR	239%	XMR	75%
				USDC	18,416	KCS	225%	STX	77%

Traditional Finance

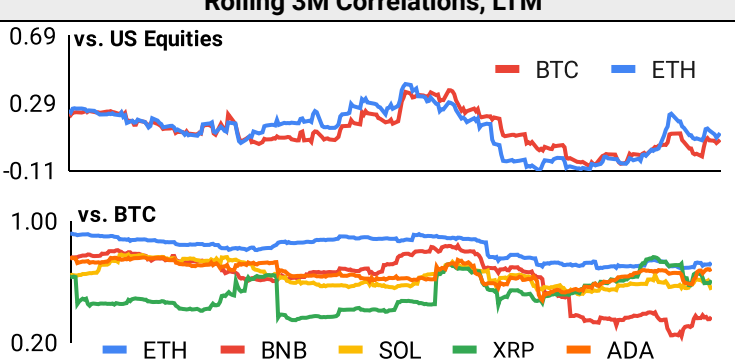
Global Equity Markets							SPX vs. BTC, LTM	
	US	USGrwth	UK	Germany	Japan	HK		
1D	0%	0%	-1%	-1%	0%	-2%	80,000	8,000
7D	0%	-1%	0%	0%	-3%	2%	60,000	6,000
90D	10%	9%	4%	6%	11%	-2%	40,000	4,000
365D	34%	48%	15%	21%	28%	-14%	20,000	2,000

10-Year Treasury Yields							Commodities & FX					
	US	Brazil	UK	Germany	Japan	HK	Last	WTI	Gas	Gold	USD/EUR	USD/JPY
Last	4.32%	10.78%	4.15%	2.44%	0.77%	3.79%	Last	80.8	1.68	2,163	#N/A	#N/A
1d Chg	0.02	-0.04	0.06	0.02	-0.01	-0.06	1d % Chg	-0.6%	-3.7%	-0.2%	#N/A	#N/A

Volatility

Annualized Volatility							Rolling 3M Annualized Volatility, LTM				
	BTC	ETH	BNB	SOL	XRP	ADA					
30D	64%	51%	92%	78%	91%	79%	80%				
90D	53%	53%	69%	91%	64%	77%	40%				
180D	48%	50%	57%	98%	57%	75%	0%				
365D	44%	47%	49%	87%	96%	70%					

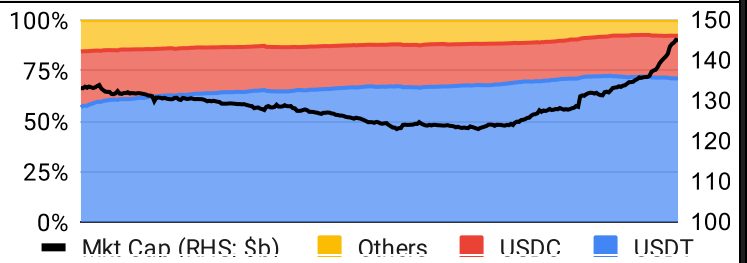
Correlations

Intra-Crypto Correlations, LTM							Rolling 3M Correlations, LTM					
	BTC	ETH	BNB	SOL	XRP	ADA						
BTC												
ETH	0.78											
BNB	0.51	0.51										
SOL	0.59	0.54	0.41									
XRP	0.41	0.48	0.29	0.40								
ADA	0.64	0.66	0.46	0.61	0.64							

Stablecoins

Stablecoin Market Size and Volume, \$m				
Ticker	Price	1d Vol	20d Avg Vol	Market Cap
USDT	1.00	155,304	101,195	103,059
USDC	1.00	18,416	10,058	30,606
DAI	1.00	915	471	5,346
TUSD	1.00	179	156	1,287
USDe		75	85	1,048
USDD	1.00	13	15	732

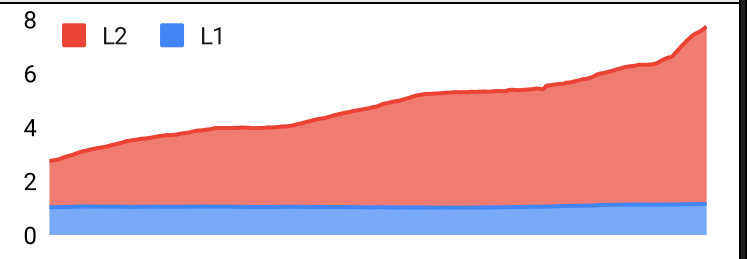
Stablecoin Dominance (LHS) & Market Cap \$b (RHS), LTM



Ethereum Mainnet & Layer 2s

Mainnet & Layer 2 Transactions (m/day) and L2 TVL (\$m)				
Network	1d	30d Avg	TVL	Tech Type
Arbitrum Nova	4.1	3.0	50	Optimium
zkSync Era	1.2	1.3	789	ZKR
Ethereum	1.3	1.2	-	Mainnet
Arbitrum One	1.0	0.8	15,030	ORU
Linea	0.7	0.7	387	ZKR
Base	1.2	0.4	1,330	ORU
OP Mainnet	0.5	0.4	8,380	ORU
Scroll	0.2	0.3	135	ZKR
Starknet	0.5	0.3	1,490	ZKR
ApeX	0.2	0.2	89	App-specific Validium

Transactions (m/day), Rolling 90-Day Average, LTM



Layer 2 Token Performance & Market Cap (\$m)

	#VALUE	MATIC	IMX	OP	MNT
30d Return	0%	27%	3%	-1%	24%
Market Cap	#VALUE	10,460	4,270	3,820	2,870

NFTs and DAOs

NFT Collection Stats (in ETH)					
Collection	Floor	% Listed	3M Ret.	3M Vol	Market Cap
CryptoPunks	48	11%	-12%	38,004	475,000
Bored Ape Yacht C	14	6%	-48%	96,031	137,300
Autoglyphs	225	1%	1%	175	115,200
Pudgy Penguins	11	5%	1%	114,924	99,368
Chromie Squiggle	5	3%	-42%	2,650	51,969
Fidenza by Tyler H	49	5%	-25%	3,072	48,951
Mutant Ape Yacht	2	5%	-57%	107,419	43,826
The Captainz	4	1%	-6%	9,693	41,196
YOU THE REAL MV	95	0%	0%	376	39,900
Azuki	4	7%	-37%	108,828	37,700

DAO Treasury Amount (\$m) and Composition

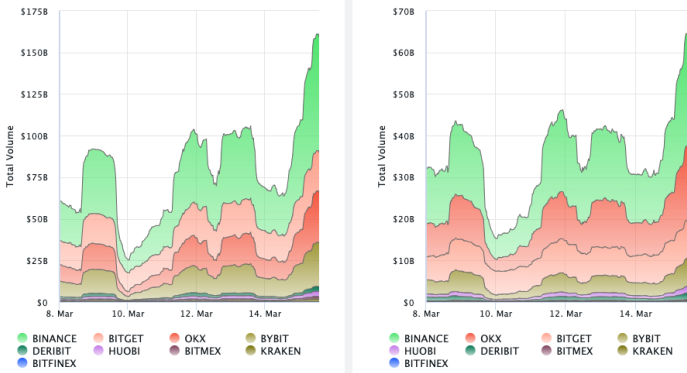
DAO	Treasury	Stables	BTC/ETH	Own Tokens	Other
Arbitrum	6,571	0%	1%	99%	0%
Uniswap	5,112	0%	0%	100%	0%
Mantle	3,710	4%	23%	70%	2%
Optimism	2,950	0%	0%	100%	0%
ENS	1,686	0%	0%	91%	9%
Ethereum	1,150	0%	100%	0%	0%
Merit Circle	706	4%	1%	90%	4%
Golem	691	0%	89%	11%	0%
Gnosis	651	6%	27%	50%	17%
Lido	473	0%	32%	67%	1%

Crypto News

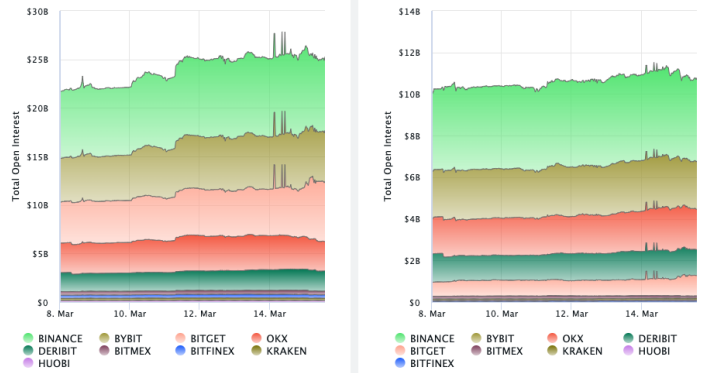
- [Spot ETF net inflows slow as bitcoin retreats from latest all-time high - The Block](#)
- [Bitcoin shows its volatility once again, tumbling back to \\$67,000 in overnight decline - CNBC](#)
- [MicroStrategy to Buy More Bitcoin \(BTC\) With New Debt Offering - CoinDesk](#)
- [\\$190B wealth manager greenlights 4 bitcoin ETFs for allocators - Blockworks](#)
- [Ether ETFs? US senators tell SEC to just say no. - Blockworks](#)
- [Craig Wright is not Bitcoin creator Satoshi Nakamoto, UK judge says - Blockworks](#)
- [Hong Kong's central bank begins new phase of its CBDC pilot - Blockworks](#)
- [Robinhood's crypto trade volume rose 10% in February - Blockworks](#)
- [First Mover Americas: El Salvador Holds More BTC Than Expected - CoinDesk](#)

Crypto Futures

Futures Volume (BTC LHS ; ETH RHS), 1d



Futures Open Interest (BTC LHS ; ETH RHS)



OI Weighted Funding Rate (BTC LHS ; ETH RHS), 1d

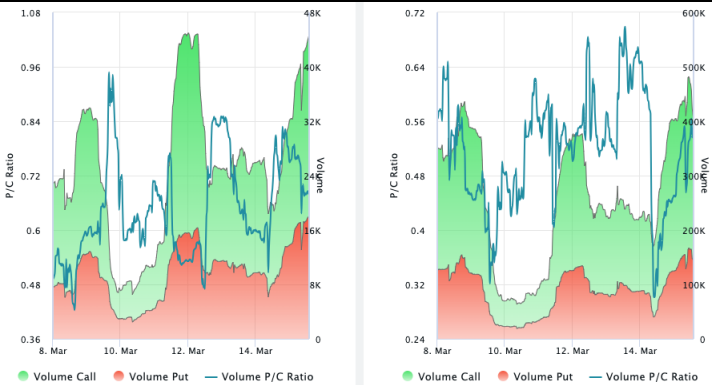


Liquidations (BTC LHS ; ETH RHS), 1d

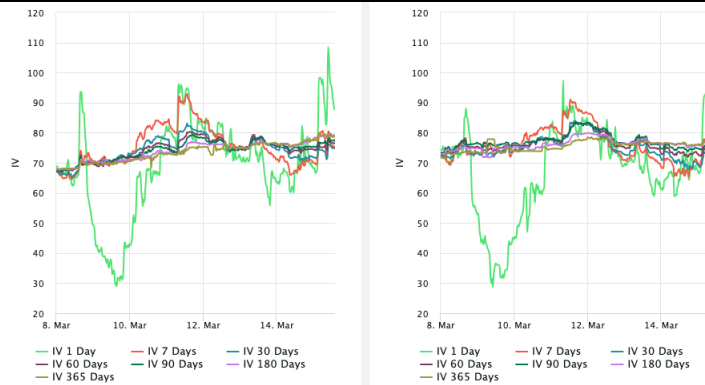


Crypto Options

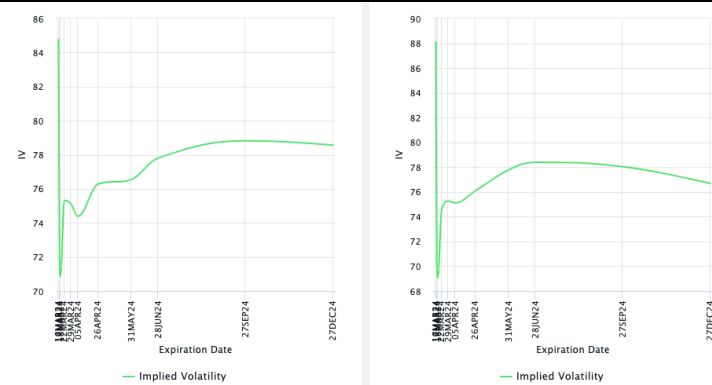
Options Volume & Put/Call Ratio (BTC LHS ; ETH RHS), 1d



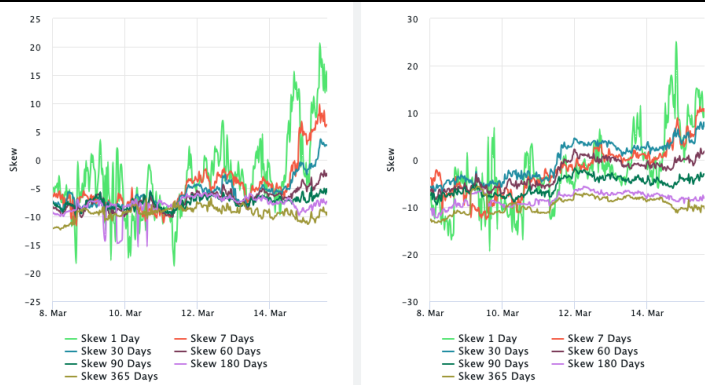
ATM Implied Volatility (BTC LHS ; ETH RHS)



ATM Implied Vol Term Structure (BTC LHS ; ETH RHS)



25 Delta Skew (BTC LHS ; ETH RHS)





March 15, 2024

About GSR

GSR has over a decade of extensive experience in the crypto market, serving as a trusted liquidity provider and active, multi-stage investor. Our suite of services includes OTC Trading, Derivatives, and Market Making. GSR is actively involved in every major sector of the digital asset ecosystem, working with token issuers, institutional investors, miners, and leading trading venues.

For more information or if we can help with anything, please see gsr.io or contact us at gsr@gsr.io.

Follow GSR for more content: [Twitter](#) [Telegram](#) [LinkedIn](#)

Authors

Brian Rudick, Senior Strategist [Twitter](#) [Telegram](#)

Required Disclosures

This material is provided by GSR (the "Firm") solely for informational purposes, is intended only for sophisticated, institutional investors and does not constitute an offer or commitment, a solicitation of an offer or commitment, or any advice or recommendation, to enter into or conclude any transaction (whether on the terms shown or otherwise), or to provide investment services in any state or country where such an offer or solicitation or provision would be illegal. The Firm is not and does not act as an advisor or fiduciary in providing this material. GSR is not authorised or regulated in the UK by the Financial Conduct Authority. The protections provided by the UK regulatory system will not be available to you. Specifically, information provided herein is intended for institutional persons only and is not suitable for retail persons in the United Kingdom, and no solicitation or recommendation is being made to you in regards to any products or services.

This material is not a research report, and not subject to any of the independence and disclosure standards applicable to research reports prepared pursuant to FINRA or CFTC research rules. This material is not independent of the Firm's proprietary interests, which may conflict with the interests of any counterparty of the Firm. The Firm trades instruments discussed in this material for its own account, may trade contrary to the views expressed in this material, and may have positions in other related instruments.

Information contained herein is based on sources considered to be reliable, but is not guaranteed to be accurate or complete. Any opinions or estimates expressed herein reflect a judgment made by the author(s) as of the date of publication, and are subject to change without notice. Trading and investing in digital assets involves significant risks including price volatility and illiquidity and may not be suitable for all investors. The Firm is not liable whatsoever for any direct or consequential loss arising from the use of this material. Copyright of this material belongs to GSR. Neither this material nor any copy thereof may be taken, reproduced or redistributed, directly or indirectly, without prior written permission of GSR

Notes & Sources

All options data is based on Deribit and derivatives graphics are from Laevidas. Market returns are based on price returns for the following ETFs: VOO, QQQ, EWU, EWG, EWJ, and EWH. Onchain volumes are not considered and thus certain token volumes may be understated (e.g., stETH).

CoinGecko	Santiment	DefiLlama	CoinMarketCap	Laevidas
L2Beat	Google Finance	TradingView	Deribit	WorldCoinIndex
Cryptorank	Investing.com	NFT Price Floor	CryptoSlate	