











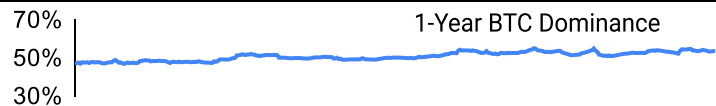
Crypto Leaderboard

Rank	Name	Ticker	Price	24h	7d	30d	24h Vol \$m	MC \$m	1-Year Chart
1	Bitcoin	BTC	\$68,333	2%	-5%	32%	42,941	1,343,265	
2	Ethereum	ETH	\$3,584	1%	-12%	29%	19,540	430,954	
3	Tether	USDT	\$1.00	0%	0%	0%	77,048	103,227	
4	Solana	SOL	\$208	9%	40%	91%	12,431	92,296	
5	BNB	BNB	\$567	0%	9%	61%	4,874	87,176	
6	Lido stETH	STETH	\$3,582	1%	-12%	29%	77	34,981	
7	XRP Ledger	XRP	\$0.61	-1%	-15%	11%	1,636	33,412	
8	USD Coin	USDC	\$1.00	0%	0%	0%	11,001	30,821	
9	Avalanche	AVAX	\$63.6	15%	30%	60%	2,350	24,029	
10	Cardano	ADA	\$0.68	1%	-12%	11%	718	23,969	

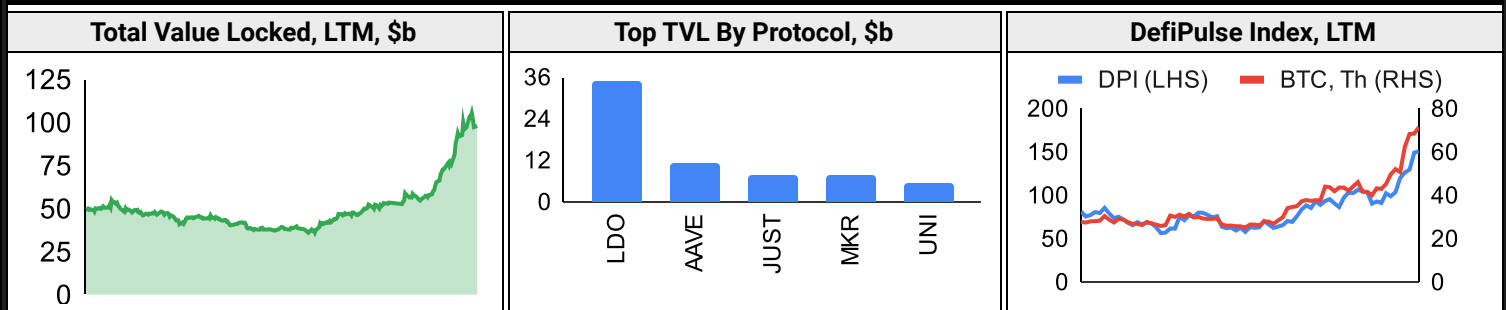
Top & Bottom Performers - Top 100 Tokens

24h		7 Days		30 Days		90 Days		365 Days	
WIF	28%	SOL	40%	PEPE	522%	PEPE	491%	BONK	3441%
TAO	16%	AVAX	30%	FET	229%	AR	307%	AKT	1538%
AVAX	15%	MKR	21%	SHIB	195%	RBN	286%	TAO	880%
PYTH	10%	CFX	20%	AR	183%	FET	263%	INJ	865%
FLOKI	-7%	MNT	-22%	BGB	-18%	USDT	0%	MATIC	-9%
CFX	-10%	LDO	-24%	KAS	-19%	FDUSD	0%	CFX	-12%
RBN	-12%	OP	-25%	HNT	-25%	XMR	-18%	EOS	-13%
JUP	-20%	BSV	-28%	TIA	-26%	HNT	-19%	APE	-52%

Category Performance

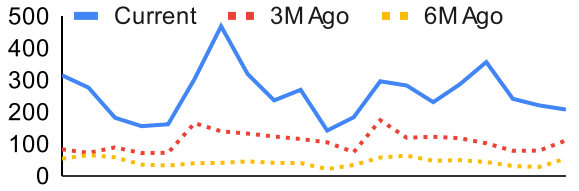
Category	7d	30d	90d	180d	365d	Ecosystem	7d	30d	90d	180d	365d
Meme	-24%	195%	171%	373%	134%	Solana	5%	72%	80%	331%	286%
DEX	6%	65%	77%	289%	157%	Cosmos	-13%	66%	80%	314%	301%
Gaming/Entertai	-16%	46%	62%	198%	84%	Polkadot	-1%	58%	84%	191%	76%
Smart Contract	-6%	46%	69%	233%	114%	Polygon	-10%	41%	58%	169%	87%
Lending	-7%	40%	58%	120%	117%	Avalanche	-6%	39%	73%	172%	101%
IoT/Data/Comp.	-16%	37%	75%	252%	127%	BSC	-7%	37%	55%	182%	114%
CEXs	-4%	33%	26%	98%	41%	Tron	-9%	26%	56%	100%	85%
Privacy	-11%	33%	37%	69%	-4%	Ethereum	-13%	19%	40%	98%	53%
Scaling	-19%	24%	89%	206%	57%						
Currency	-14%	24%	39%	88%	81%						
Other DeFi	-12%	16%	36%	136%	109%						

DeFi

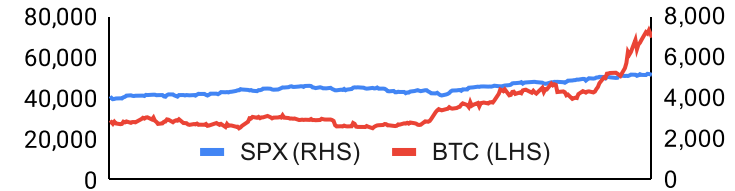


Trading Volume

Aggregate Volumes by Product, \$b					Top Derivatives Exchanges, \$m and bps					Top Spot Exchanges, \$m		
Product	1d	7d	30d	O/I	Exchange	1d Vol	O/I	Mkr	Tkr	Exchange	Score	1d Vol
Spot	64	587	2,150	n/a	Binance	76,086	21,515	2.0	4.0	Binance	9.9	34,109
Perpetuals	848	6,790	31,240	274	Bybit	22,901	13,093	2.0	5.5	Coinbase	8.2	3,636
Futures	0	7	24	2	OKX	28,196	7,090	2.0	5.0	Bybit	7.8	5,512
Options	2	19	83	n/a	Bitget	25,137	6,379	2.0	6.0	OKX	7.6	4,694

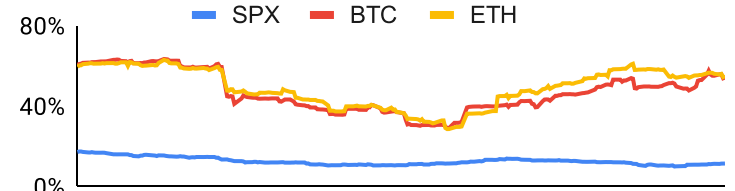
Daily Spot Volume, Top 100 Tokens Last 20d, \$b				Top Volume, 1d, \$m		Top Volume, %20d Avg		Low Volume, %20d Avg	
				USDT	86,182	RNDR	198%	CRO	35%
				BTC	40,813	AVAX	172%	AXS	39%
				ETH	17,708	TAO	168%	STX	40%
				FDUSD	11,754	SOL	160%	BCH	41%
				USDC	11,291	NEAR	155%	DYDX	41%

Traditional Finance

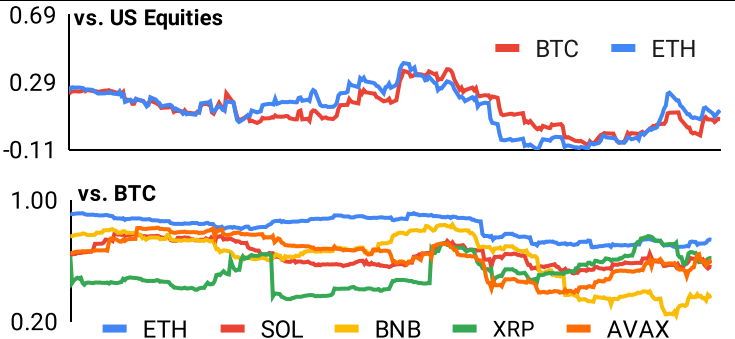
Global Equity Markets							SPX vs. BTC, LTM				
	US	USGrwth	UK	Germany	Japan	HK					
1D	-1%	-1%	0%	0%	1%	-1%					
7D	0%	-1%	0%	1%	-2%	1%					
90D	9%	7%	4%	6%	12%	-3%					
365D	31%	42%	13%	19%	27%	-15%					

10-Year Treasury Yields							Commodities & FX				
	US	Brazil	UK	Germany	Japan	HK	WTI	Gas	Gold	USD/EUR	USD/JPY
Last	4.33%	10.83%	4.13%	2.46%	0.76%	3.82%	80.9	1.75	2,163	0.92	149.2
1d Chg	0.02	-0.04	0.03	0.03	0.00	-0.06	0.4%	5.7%	0.1%	0.0%	0.1%

Volatility

Annualized Volatility							Rolling 3M Annualized Volatility, LTM				
	BTC	ETH	SOL	BNB	XRP	AVAX					
30D	67%	55%	82%	96%	91%	107%					
90D	54%	54%	92%	71%	64%	98%					
180D	49%	51%	99%	58%	57%	100%					
365D	44%	47%	87%	50%	96%	82%					

Correlations

Intra-Crypto Correlations, LTM							Rolling 3M Correlations, LTM				
	BTC	ETH	SOL	BNB	XRP	AVAX					
BTC											
ETH	0.77										
SOL	0.59	0.53									
BNB	0.51	0.50	0.40								
XRP	0.41	0.48	0.40	0.28							
AVAX	0.56	0.49	0.66	0.37	0.35						

Stablecoins

Stablecoin Market Size and Volume, \$m					Stablecoin Dominance (LHS) & Market Cap \$b (RHS), LTM	
Ticker	Price	1d Vol	20d Avg Vol	Market Cap		
USDT	1.00	86,182	105,524	103,383		
USDC	1.00	11,291	10,865	30,906		
DAI	1.00	218	518	5,351		
TUSD	1.00	67	148	1,140		
USDe		56	86	1,115		
USDD	1.00	7	14	731		

Ethereum Mainnet & Layer 2s

Mainnet & Layer 2 Transactions (m/day) and L2 TVL (\$m)					Transactions (m/day), Rolling 90-Day Average, LTM	
Network	1d	30d Avg	TVL	Tech Type		
Arbitrum Nova	3.4	3.2	49	Optimium		
zkSync Era	1.3	1.3	762	ZKR		
Ethereum	1.2	1.2	-	Mainnet		
Arbitrum One	1.0	0.8	14,670	ORU		
Linea	1.2	0.8	393	ZKR		
Base	1.1	0.6	1,450	ORU		
OP Mainnet	0.5	0.4	7,980	ORU		
Scroll	0.4	0.3	138	ZKR		
Starknet	0.2	0.3	1,420	ZKR		
Immutable X	0.2	0.2	255	App-specific Validium		

Layer 2 Token Performance & Market Cap (\$m)					
	#VALUE	MATIC	IMX	OP	MNT
30d Return	0%	15%	-6%	-4%	12%
Market Cap	#VALUE	9,910	4,030	3,460	2,720

NFTs and DAOs

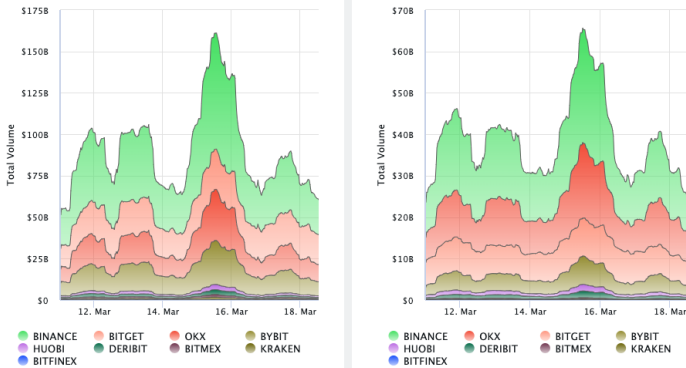
NFT Collection Stats (in ETH)						DAO Treasury Amount (\$m) and Composition					
Collection	Floor	% Listed	3M Ret.	3M Vol	Market Cap	DAO	Treasury	Stables	BTC/ETH	Own Tokens	Other
CryptoPunks	49	11%	-8%	38,079	489,000	Arbitrum	5,910	0%	1%	99%	0%
Bored Ape Yacht C	14	6%	-47%	95,919	136,500	Uniswap	4,928	0%	0%	100%	0%
Autoglyphs	225	1%	1%	175	115,200	Mantle	3,632	5%	25%	69%	2%
Pudgy Penguins	11	5%	1%	115,481	94,648	Optimism	2,721	0%	0%	100%	0%
Chromie Squiggle	5	3%	-43%	2,664	49,959	ENS	1,737	0%	0%	92%	8%
Fidenza by Tyler H	49	5%	-18%	2,959	48,951	Ethereum	1,124	0%	100%	0%	0%
Mutant Ape Yacht	2	5%	-55%	106,483	43,846	Merit Circle	684	4%	2%	90%	5%
YOU THE REAL MV	95	0%	0%	376	39,900	Golem	670	0%	89%	11%	0%
The Captainz	4	1%	-10%	9,779	38,266	Gnosis	631	6%	27%	49%	18%
Azuki	4	7%	-32%	106,316	38,199	Lido	434	0%	34%	65%	1%

Crypto News

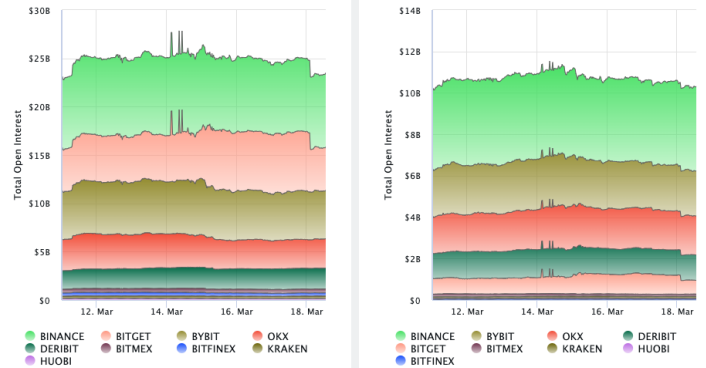
- [Bitcoin Back Above \\$67K as Meme Coins Push up SOL and AVAX - CoinDesk](#)
- [Crypto Market Braces For FOMC & Jerome Powell's Speech. What To Expect? - CoinGape](#)
- [Lure of Quick Money Sees \\$100M Flow to Solana Meme Coin 'Presales' - CoinDesk](#)
- [Bitcoin Ordinals NFT interest soars as NodeMonkes records 53% surge in floor price - The Block](#)
- [Web3 Watch: Starbucks shuts its 'Odyssey' NFT program - Blockworks](#)
- [US prosecutors seek decades in prison for Sam Bankman-Fried - Blockworks](#)
- [Mining giant Marathon set to buy another site just weeks ahead of bitcoin halving - Blockworks](#)
- [Maker moves to meet demand for DAI - Blockworks](#)
- [Ether.Fi Token Debuts at \\$4.13 After Airdrop and Binance Launchpad Distribution - CoinDesk](#)

Crypto Futures

Futures Volume (BTC LHS ; ETH RHS), 1d



Futures Open Interest (BTC LHS ; ETH RHS)



OI Weighted Funding Rate (BTC LHS ; ETH RHS), 1d

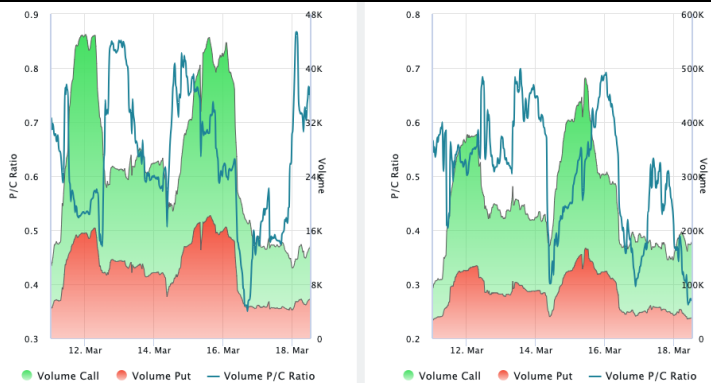


Liquidations (BTC LHS ; ETH RHS), 1d

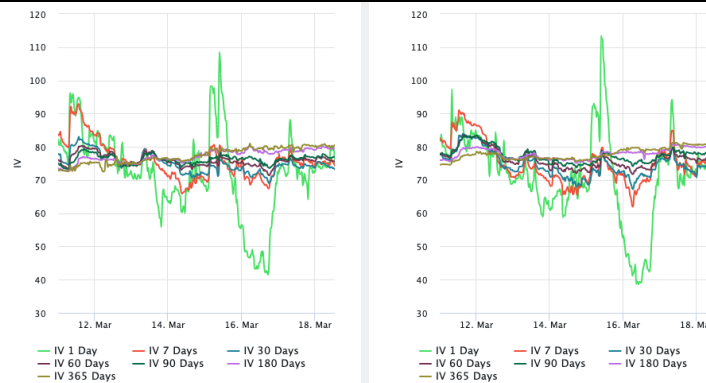


Crypto Options

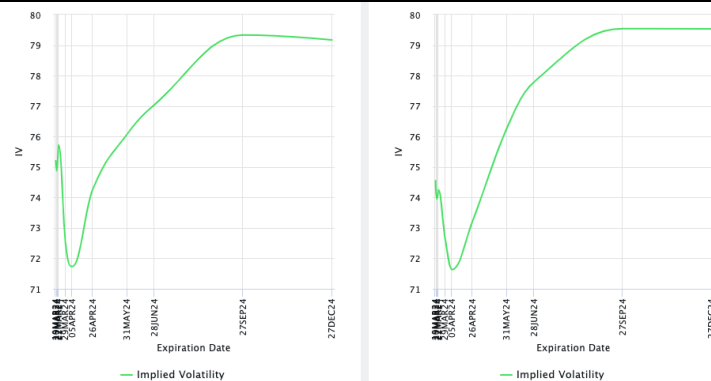
Options Volume & Put/Call Ratio (BTC LHS ; ETH RHS), 1d



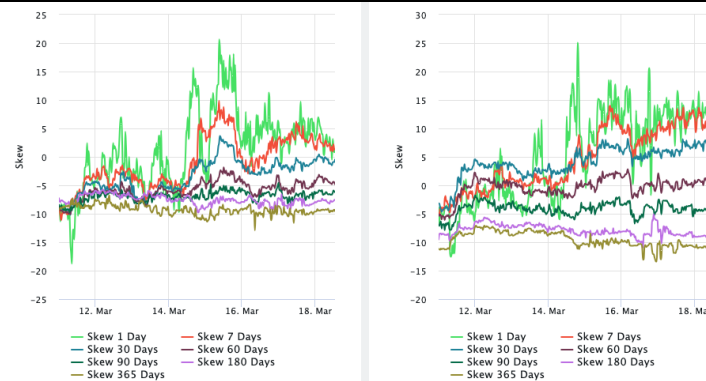
ATM Implied Volatility (BTC LHS ; ETH RHS)



ATM Implied Vol Term Structure (BTC LHS ; ETH RHS)



25 Delta Skew (BTC LHS ; ETH RHS)





March 18, 2024

About GSR

GSR has over a decade of extensive experience in the crypto market, serving as a trusted liquidity provider and active, multi-stage investor. Our suite of services includes OTC Trading, Derivatives, and Market Making. GSR is actively involved in every major sector of the digital asset ecosystem, working with token issuers, institutional investors, miners, and leading trading venues.

For more information or if we can help with anything, please see gsr.io or contact us at gsr@gsr.io.

Follow GSR for more content: [Twitter](#) [Telegram](#) [LinkedIn](#)

Authors

Brian Rudick, Senior Strategist [Twitter](#) [Telegram](#)

Required Disclosures

This material is provided by GSR (the "Firm") solely for informational purposes, is intended only for sophisticated, institutional investors and does not constitute an offer or commitment, a solicitation of an offer or commitment, or any advice or recommendation, to enter into or conclude any transaction (whether on the terms shown or otherwise), or to provide investment services in any state or country where such an offer or solicitation or provision would be illegal. The Firm is not and does not act as an advisor or fiduciary in providing this material. GSR is not authorised or regulated in the UK by the Financial Conduct Authority. The protections provided by the UK regulatory system will not be available to you. Specifically, information provided herein is intended for institutional persons only and is not suitable for retail persons in the United Kingdom, and no solicitation or recommendation is being made to you in regards to any products or services.

This material is not a research report, and not subject to any of the independence and disclosure standards applicable to research reports prepared pursuant to FINRA or CFTC research rules. This material is not independent of the Firm's proprietary interests, which may conflict with the interests of any counterparty of the Firm. The Firm trades instruments discussed in this material for its own account, may trade contrary to the views expressed in this material, and may have positions in other related instruments.

Information contained herein is based on sources considered to be reliable, but is not guaranteed to be accurate or complete. Any opinions or estimates expressed herein reflect a judgment made by the author(s) as of the date of publication, and are subject to change without notice. Trading and investing in digital assets involves significant risks including price volatility and illiquidity and may not be suitable for all investors. The Firm is not liable whatsoever for any direct or consequential loss arising from the use of this material. Copyright of this material belongs to GSR. Neither this material nor any copy thereof may be taken, reproduced or redistributed, directly or indirectly, without prior written permission of GSR

Notes & Sources

All options data is based on Deribit and derivatives graphics are from Laevidas. Market returns are based on price returns for the following ETFs: VOO, QQQ, EWU, EWG, EWJ, and EWH. Onchain volumes are not considered and thus certain token volumes may be understated (e.g., stETH).

CoinGecko	Santiment	DefiLlama	CoinMarketCap	Laevidas
L2Beat	Google Finance	TradingView	Deribit	WorldCoinIndex
Cryptorank	Investing.com	NFT Price Floor	CryptoSlate	