











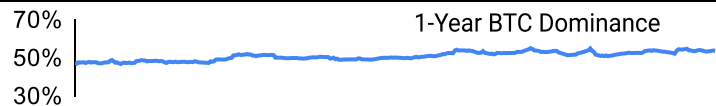
Crypto Leaderboard

Rank	Name	Ticker	Price	24h	7d	30d	24h Vol \$m	MC \$m	1-Year Chart
1	Bitcoin	BTC	\$63,922	2%	-13%	23%	67,796	1,256,686	
2	Ethereum	ETH	\$3,352	4%	-17%	14%	35,816	403,051	
3	Tether	USDT	\$1.00	0%	0%	0%	90,681	104,209	
4	BNB	BNB	\$529	4%	-16%	50%	3,402	81,634	
5	Solana	SOL	\$173	-3%	5%	55%	9,385	76,641	
6	Lido stETH	STETH	\$3,351	3%	-17%	13%	264	32,747	
7	XRP Ledger	XRP	\$0.60	1%	-14%	6%	2,436	32,649	
8	USD Coin	USDC	\$1.00	0%	0%	0%	13,384	31,380	
9	Cardano	ADA	\$0.61	0%	-21%	-4%	908	21,431	
10	Avalanche	AVAX	\$53.2	-6%	-3%	35%	2,318	20,057	


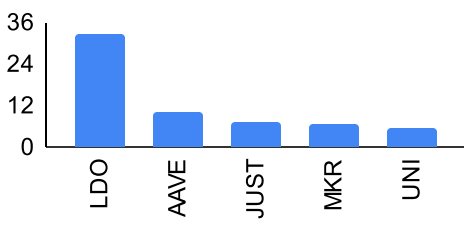
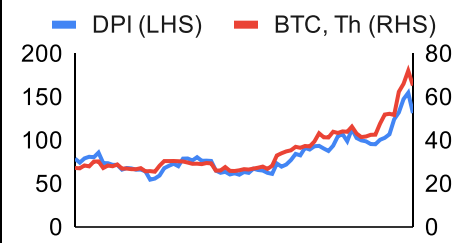
Top & Bottom Performers - Top 100 Tokens

24h		7 Days		30 Days		90 Days		365 Days	
JUP	25%	APT	12%	PEPE	486%	PEPE	453%	BONK	3123%
STX	23%	SOL	5%	RBN	172%	RBN	320%	AKT	1528%
KCS	13%	FTM	3%	FET	170%	FET	246%	INJ	758%
PEPE	13%	LEO	2%	SHIB	158%	AGIX	218%	KAS	687%
MSOL	-3%	LDO	-29%	TIA	-27%	EGLD	-8%	QNT	-14%
APT	-6%	BONK	-30%	LDO	-28%	INJ	-10%	MATIC	-17%
AVAX	-6%	STRK	-32%	KAS	-32%	HNT	-19%	EOS	-20%
WIF	-12%	BSV	-35%	HNT	-32%	XMR	-20%	APE	-56%

Category Performance

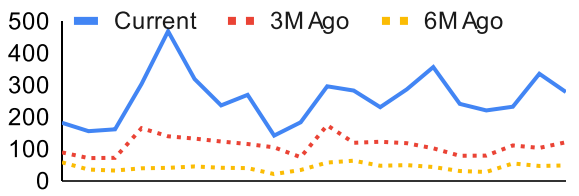
Category	7d	30d	90d	180d	365d	Ecosystem	7d	30d	90d	180d	365d
Meme	-26%	154%	134%	321%	107%	Cosmos	-19%	45%	59%	296%	286%
DEX	-15%	39%	37%	223%	117%	Polkadot	-15%	42%	57%	172%	69%
Smart Contract	-18%	26%	35%	202%	91%	Solana	-18%	35%	30%	254%	232%
Lending	-16%	25%	40%	113%	110%	Polygon	-20%	23%	36%	150%	75%
CEXs	-16%	24%	16%	86%	33%	Avalanche	-19%	22%	49%	149%	82%
Gaming/Entertai	-24%	23%	33%	175%	76%	BSC	-21%	20%	26%	159%	95%
Privacy	-21%	17%	16%	56%	-12%	Tron	-16%	16%	39%	88%	68%
IoT/Data/Comp.	-21%	15%	50%	233%	121%	Ethereum	-21%	5%	24%	84%	42%
Currency	-20%	12%	26%	76%	63%						
Scaling	-25%	11%	63%	206%	55%						
Other DeFi	-22%	6%	21%	122%	92%						

DeFi

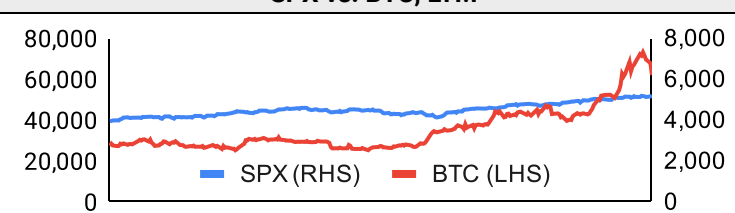
Total Value Locked, LTM, \$b	Top TVL By Protocol, \$b	DefiPulse Index, LTM
		

Trading Volume

Aggregate Volumes by Product, \$b					Top Derivatives Exchanges, \$m and bps					Top Spot Exchanges, \$m		
Product	1d	7d	30d	O/I	Exchange	1d Vol	O/I	Mkr	Tkr	Exchange	Score	1d Vol
Spot	89	541	2,060	n/a	Binance	122,313	19,276	2.0	4.0	Binance	9.9	42,017
Perpetuals	2,310	6,200	30,450	226	OKX	49,923	6,562	2.0	5.0	Coinbase	8.2	6,061
Futures	1	5	23	2	Bybit	34,707	11,745	2.0	5.5	Bybit	7.8	7,663
Options	3	19	83	n/a	Bitget	29,296	8,850	2.0	6.0	OKX	7.6	6,533

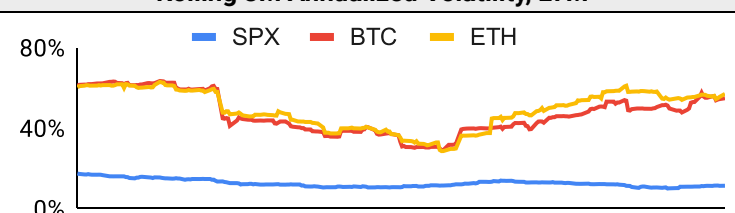
Daily Spot Volume, Top 100 Tokens Last 20d, \$b				Top Volume, 1d, \$m		Top Volume, %20d Avg		Low Volume, %20d Avg	
				USDT	114,995	STETH	284%	BONK	39%
				BTC	63,044	FTM	223%	HNT	43%
				ETH	31,646	LEO	190%	SHIB	43%
				FDUSD	13,748	APT	175%	STRK	47%
				USDC	12,329	STX	173%	BSV	48%

Traditional Finance

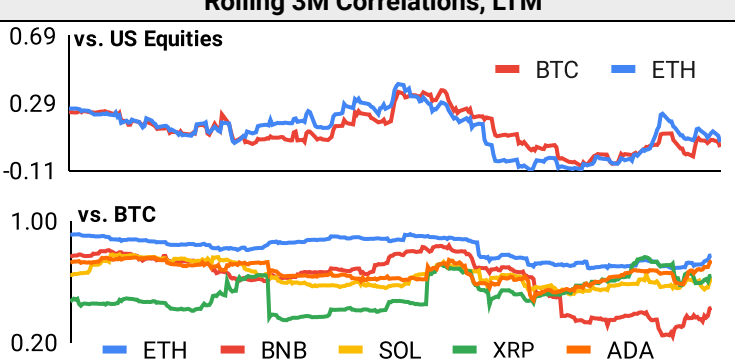
Global Equity Markets							SPX vs. BTC, LTM				
	US	USGrwth	UK	Germany	Japan	HK					
1D	1%	0%	0%	0%	0%	0%					
7D	0%	-1%	-1%	-1%	1%	-4%					
90D	11%	9%	3%	6%	14%	-3%					
365D	33%	44%	12%	19%	28%	-16%					

10-Year Treasury Yields							Commodities & FX					
	US	Brazil	UK	Germany	Japan	HK	Last	WTI	Gas	Gold	USD/EUR	USD/JPY
Last	4.29%	10.91%	4.06%	2.43%	0.73%	3.80%	Last	81.3	1.71	2,166	0.92	151.6
1d Chg	0.00	-0.04	0.00	-0.02	-0.01	-0.06	1d % Chg	-1.7%	-1.7%	0.3%	0.1%	0.5%

Volatility

Annualized Volatility							Rolling 3M Annualized Volatility, LTM				
	BTC	ETH	BNB	SOL	XRP	ADA					
30D	76%	71%	104%	99%	99%	94%					
90D	57%	60%	74%	90%	68%	80%					
180D	51%	54%	60%	101%	59%	78%					
365D	45%	48%	51%	88%	93%	70%					

Correlations

Intra-Crypto Correlations, LTM							Rolling 3M Correlations, LTM				
	BTC	ETH	BNB	SOL	XRP	ADA					
BTC											
ETH	0.79										
BNB	0.53	0.53									
SOL	0.61	0.55	0.42								
XRP	0.43	0.48	0.29	0.42							
ADA	0.65	0.67	0.48	0.62	0.63						

Stablecoins

Stablecoin Market Size and Volume, \$m					Stablecoin Dominance (LHS) & Market Cap \$b (RHS), LTM	
Ticker	Price	1d Vol	20d Avg Vol	Market Cap		
USDT	1.00	114,995	106,372	103,741		
USDC	1.00	12,329	11,134	31,316		
DAI	1.00	576	563	5,348		
USDe	1.00	69	81	1,185		
TUSD		172	123	843		
USDD	1.00	11	14	730		

Ethereum Mainnet & Layer 2s

Mainnet & Layer 2 Transactions (m/day) and L2 TVL (\$m)					Transactions (m/day), Rolling 90-Day Average, LTM	
Network	1d	30d Avg	TVL	Tech Type		
Arbitrum Nova	3.7	3.3	46	Optimium		
zkSync Era	1.1	1.3	700	ZKR		
Ethereum	1.4	1.2	-	Mainnet		
Arbitrum One	1.7	0.9	16,430	ORU		
Linea	0.9	0.9	377	ZKR		
Base	1.2	0.6	1,570	ORU		
OP Mainnet	0.7	0.4	7,720	ORU		
Scroll	0.3	0.3	132	ZKR		
Starknet	0.2	0.3	1,420	ZKR		
Immutable X	0.2	0.2	251	App-specific Validium		

Layer 2 Token Performance & Market Cap (\$m)					
	#VALUE	MATIC	ARB	IMX	OP
30d Return	0%	-3%	-18%	-18%	-12%
Market Cap	#VALUE	9,020	4,490	3,810	3,500

NFTs and DAOs

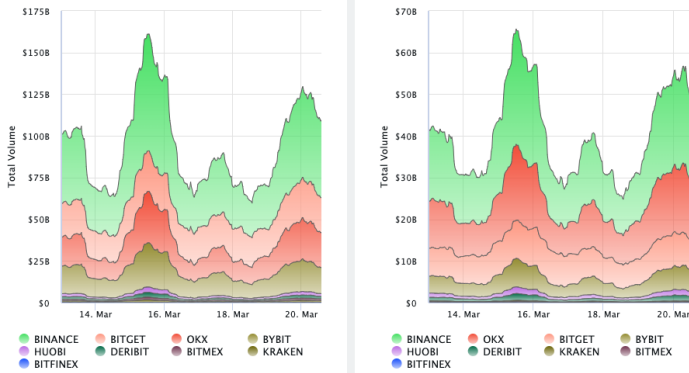
NFT Collection Stats (in ETH)						DAO Treasury Amount (\$m) and Composition					
Collection	Floor	% Listed	3M Ret.	3M Vol	Market Cap	DAO	Treasury	Stables	BTC/ETH	Own Tokens	Other
CryptoPunks	51	10%	-3%	38,231	509,900	Arbitrum	5,908	0%	1%	99%	0%
Bored Ape Yacht C	13	6%	-50%	97,213	131,590	Uniswap	4,530	0%	0%	100%	0%
Autoglyphs	225	1%	1%	175	115,200	Mantle	3,407	5%	23%	70%	2%
Pudgy Penguins	11	5%	1%	114,797	95,964	Optimism	2,768	0%	0%	100%	0%
Chromie Squiggle	5	3%	-41%	2,700	51,969	ENS	1,483	0%	0%	91%	9%
Fidenza by Tyler H	49	5%	-14%	2,959	48,951	Ethereum	1,042	0%	100%	0%	0%
Mutant Ape Yacht	2	5%	-57%	105,271	44,411	Merit Circle	630	3%	1%	91%	5%
Milady Maker	4	6%	3%	22,461	43,138	Golem	617	0%	90%	10%	0%
Azuki	4	7%	-30%	103,975	39,889	Gnosis	571	7%	27%	49%	17%
YOU THE REAL MV	95	0%	0%	376	39,900	Ribbon Finan	420	0%	1%	99%	0%

Crypto News

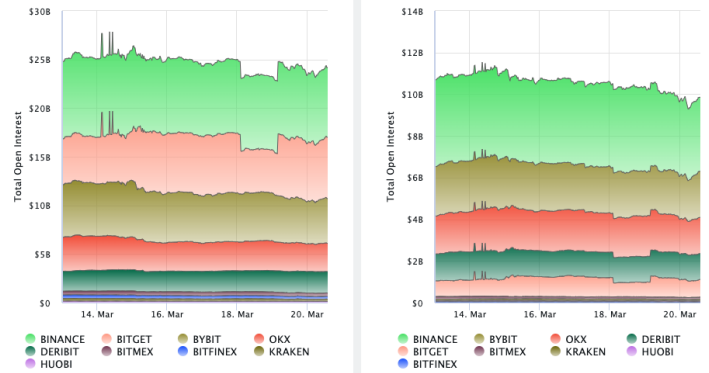
- [Crypto market sheds \\$400 billion of value as bitcoin sell-off intensifies after all-time high - CNBC](#)
- [MicroStrategy Now Owns 1% of All Bitcoin in the World After Latest Buys - Markets Insider](#)
- [DC Coffee Chain Debuts Crypto Payments with Coinbase Partnership - Fox Business](#)
- [Bitcoin Retreats Below \\$65,000 Ahead of Big Fed Day—What Gives? - Decrypt](#)
- [Argentines Are Buying Bitcoin As the Dollar Loses Its Appeal - Markets Insider](#)
- [Ethereum ETFs Won't Be Approved In May—Nor Should They, Some Experts Say - Decrypt](#)
- [Bitcoin ETFs Lose Ground for First Time in Weeks, Weighed Down by Grayscale - Decrypt](#)
- [World's largest pension fund is considering investing in bitcoin - Blockworks](#)
- [Goldman Sachs head of digital assets: The future is on public blockchains - Blockworks](#)

Crypto Futures

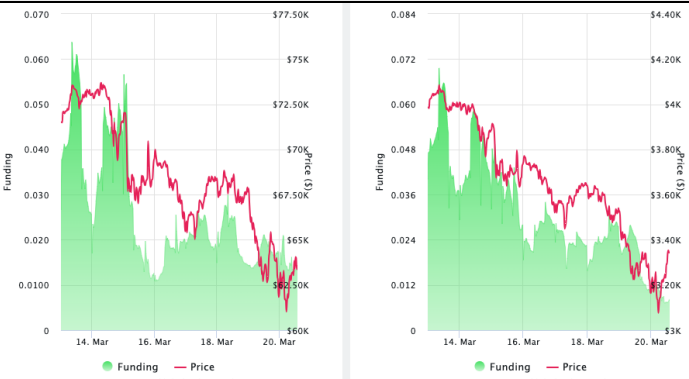
Futures Volume (BTC LHS ; ETH RHS), 1d



Futures Open Interest (BTC LHS ; ETH RHS)



OI Weighted Funding Rate (BTC LHS ; ETH RHS), 1d

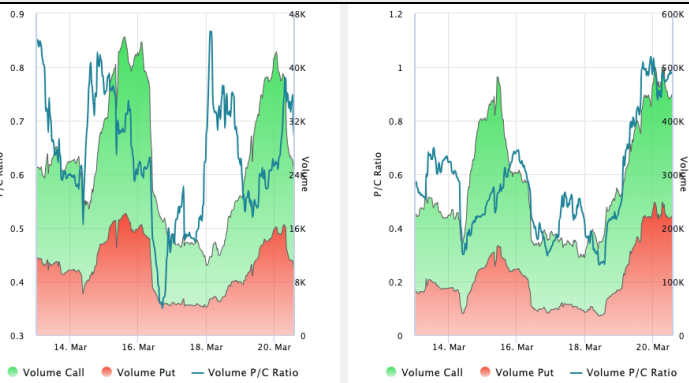


Liquidations (BTC LHS ; ETH RHS), 1d

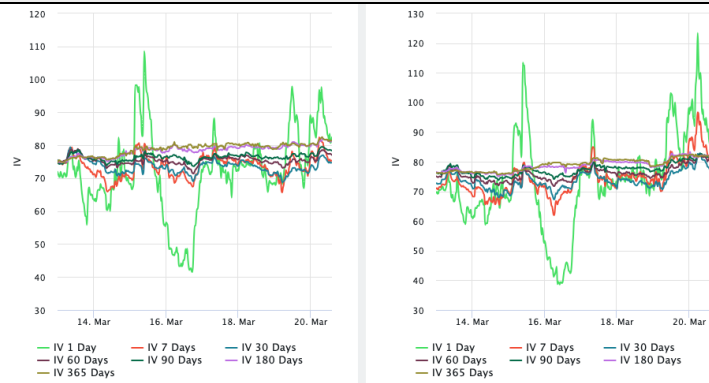


Crypto Options

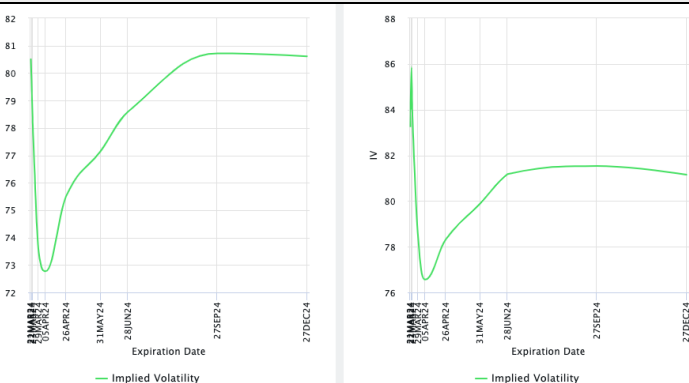
Options Volume & Put/Call Ratio (BTC LHS ; ETH RHS), 1d



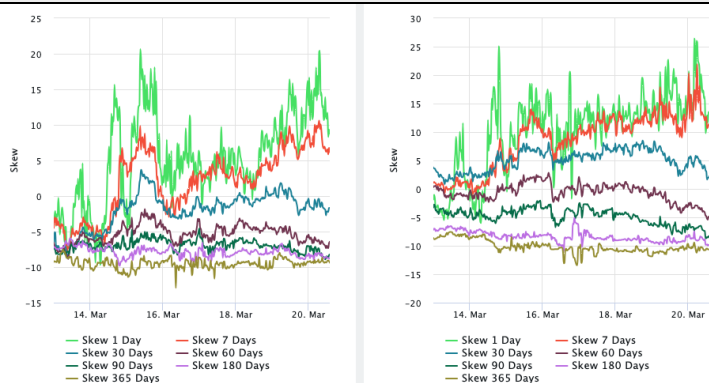
ATM Implied Volatility (BTC LHS ; ETH RHS)



ATM Implied Vol Term Structure (BTC LHS ; ETH RHS)



25 Delta Skew (BTC LHS ; ETH RHS)





March 20, 2024

About GSR

GSR has over a decade of extensive experience in the crypto market, serving as a trusted liquidity provider and active, multi-stage investor. Our suite of services includes OTC Trading, Derivatives, and Market Making. GSR is actively involved in every major sector of the digital asset ecosystem, working with token issuers, institutional investors, miners, and leading trading venues.

For more information or if we can help with anything, please see gsr.io or contact us at gsr@gsr.io.

Follow GSR for more content: [Twitter](#) [Telegram](#) [LinkedIn](#)

Authors

Brian Rudick, Senior Strategist [Twitter](#) [Telegram](#)

Required Disclosures

This material is provided by GSR (the "Firm") solely for informational purposes, is intended only for sophisticated, institutional investors and does not constitute an offer or commitment, a solicitation of an offer or commitment, or any advice or recommendation, to enter into or conclude any transaction (whether on the terms shown or otherwise), or to provide investment services in any state or country where such an offer or solicitation or provision would be illegal. The Firm is not and does not act as an advisor or fiduciary in providing this material. GSR is not authorised or regulated in the UK by the Financial Conduct Authority. The protections provided by the UK regulatory system will not be available to you. Specifically, information provided herein is intended for institutional persons only and is not suitable for retail persons in the United Kingdom, and no solicitation or recommendation is being made to you in regards to any products or services.

This material is not a research report, and not subject to any of the independence and disclosure standards applicable to research reports prepared pursuant to FINRA or CFTC research rules. This material is not independent of the Firm's proprietary interests, which may conflict with the interests of any counterparty of the Firm. The Firm trades instruments discussed in this material for its own account, may trade contrary to the views expressed in this material, and may have positions in other related instruments.

Information contained herein is based on sources considered to be reliable, but is not guaranteed to be accurate or complete. Any opinions or estimates expressed herein reflect a judgment made by the author(s) as of the date of publication, and are subject to change without notice. Trading and investing in digital assets involves significant risks including price volatility and illiquidity and may not be suitable for all investors. The Firm is not liable whatsoever for any direct or consequential loss arising from the use of this material. Copyright of this material belongs to GSR. Neither this material nor any copy thereof may be taken, reproduced or redistributed, directly or indirectly, without prior written permission of GSR

Notes & Sources

All options data is based on Deribit and derivatives graphics are from Laevidas. Market returns are based on price returns for the following ETFs: VOO, QQQ, EWU, EWG, EWJ, and EWH. Onchain volumes are not considered and thus certain token volumes may be understated (e.g., stETH).

CoinGecko	Santiment	DefiLlama	CoinMarketCap	Laevidas
L2Beat	Google Finance	TradingView	Deribit	WorldCoinIndex
Cryptorank	Investing.com	NFT Price Floor	CryptoSlate	