











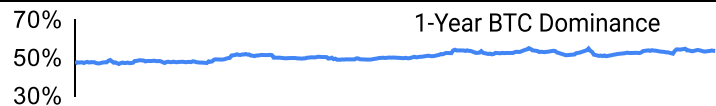
## Crypto Leaderboard

Rank	Name	Ticker	Price	24h	7d	30d	24h Vol \$m	MC \$m	1-Year Chart
1	Bitcoin	BTC	\$67,266	5%	-6%	29%	53,650	1,322,474	
2	Ethereum	ETH	\$3,542	6%	-9%	18%	35,104	425,357	
3	Tether	USDT	\$1.00	0%	0%	0%	72,164	103,990	
4	BNB	BNB	\$560	5%	-7%	57%	3,202	86,089	
5	Solana	SOL	\$190	9%	8%	76%	8,311	84,695	
6	Lido stETH	STETH	\$3,540	6%	-9%	17%	101	34,711	
7	XRP Ledger	XRP	\$0.62	3%	-8%	9%	2,478	33,856	
8	USD Coin	USDC	\$1.00	0%	0%	0%	13,400	31,674	
9	Cardano	ADA	\$0.63	3%	-16%	2%	827	22,300	
10	Dogecoin	DOGE	\$0.15	13%	-14%	77%	3,342	21,891	


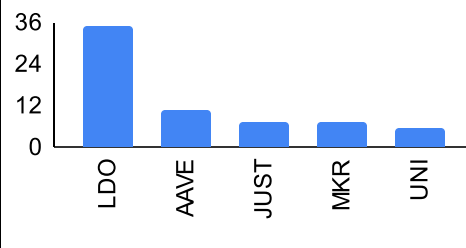
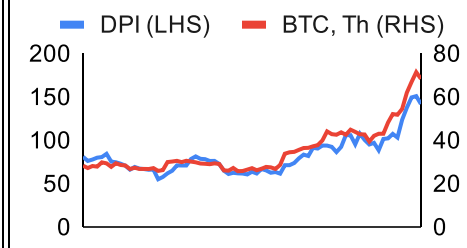
## Top & Bottom Performers - Top 100 Tokens

24h		7 Days		30 Days		90 Days		365 Days	
FLOKI	26%	FTM	26%	PEPE	579%	PEPE	415%	BONK	3828%
CFX	17%	SUI	18%	RBN	186%	RBN	345%	AKT	1671%
AXL	17%	STX	16%	SHIB	179%	FET	266%	INJ	830%
KAS	17%	CFX	15%	FET	150%	AR	238%	KAS	818%
TON	-2%	INJ	-20%	LDO	-16%	XRP	-1%	XMR	-4%
AR	-2%	BSV	-21%	TIA	-18%	EGLD	-2%	STRK	-8%
JUP	-3%	NEAR	-25%	IMX	-18%	STRK	-2%	MATIC	-10%
RNDR	-3%	BONK	-31%	KAS	-18%	XMR	-19%	APE	-52%

## Category Performance

Category	7d	30d	90d	180d	365d	Ecosystem	7d	30d	90d	180d	365d
Meme	-18%	199%	164%	399%	155%	Cosmos	-13%	49%	67%	309%	321%
DEX	-10%	47%	36%	244%	142%	Solana	-6%	46%	32%	282%	275%
Smart Contract	-11%	37%	41%	224%	115%	Polkadot	-11%	46%	61%	176%	79%
Lending	-7%	36%	46%	129%	131%	Avalanche	-12%	32%	52%	165%	103%
Gaming/Entertai	-16%	34%	42%	199%	101%	BSC	-15%	29%	32%	171%	115%
CEXs	-10%	31%	20%	94%	45%	Polygon	-15%	27%	40%	158%	90%
Privacy	-13%	26%	23%	69%	-1%	Tron	-10%	21%	45%	97%	94%
IoT/Data/Comp.	-14%	23%	58%	251%	146%	Ethereum	-13%	14%	27%	97%	58%
Currency	-11%	22%	33%	89%	85%						
Other DeFi	-12%	21%	29%	147%	115%						
Scaling	-17%	18%	52%	224%	73%						

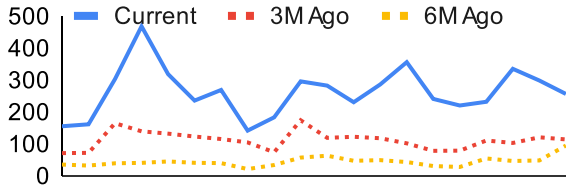
## DeFi

Total Value Locked, LTM, \$b	Top TVL By Protocol, \$b	DefiPulse Index, LTM
		

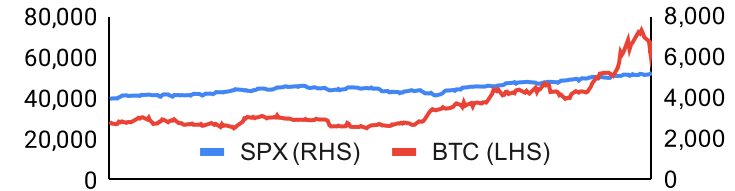
## Trading Volume

Aggregate Volumes by Product, \$b					Top Derivatives Exchanges, \$m and bps					Top Spot Exchanges, \$m		
Product	1d	7d	30d	O/I	Exchange	1d Vol	O/I	Mkr	Tkr	Exchange	Score	1d Vol
Spot	86	602	2,250	n/a	Binance	115,100	20,254	2.0	4.0	Binance	9.9	38,675
Perpetuals	1,320	7,150	33,100	269	Bybit	34,116	12,515	2.0	5.5	Coinbase	8.2	6,389
Futures	1	6	25	2	OKX	46,284	5,224	2.0	5.0	Bybit	7.8	7,493
Options	3	21	89	n/a	Bitget	29,184	7,999	2.0	6.0	OKX	7.6	6,104

Daily Spot Volume, Top 100 Tokens Last 20d, \$b				Top Volume, 1d, \$m		Top Volume, %20d Avg		Low Volume, %20d Avg	
				USDT	107,203	STX	202%	SHIB	44%
				BTC	55,503	AXL	181%	BONK	45%
				ETH	30,438	SUI	156%	AXS	46%
				USDC	11,957	FTM	155%	CRO	53%
				FDUSD	11,526	WBTC	137%	EGLD	53%

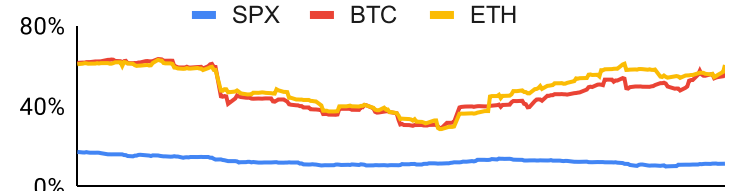
## Traditional Finance

Global Equity Markets							SPX vs. BTC, LTM	
	US	USGrwth	UK	Germany	Japan	HK		
1D	1%	1%	1%	1%	1%	0%		
7D	1%	1%	0%	0%	3%	-5%		
90D	10%	9%	3%	6%	13%	-6%		
365D	33%	44%	12%	18%	28%	-16%		

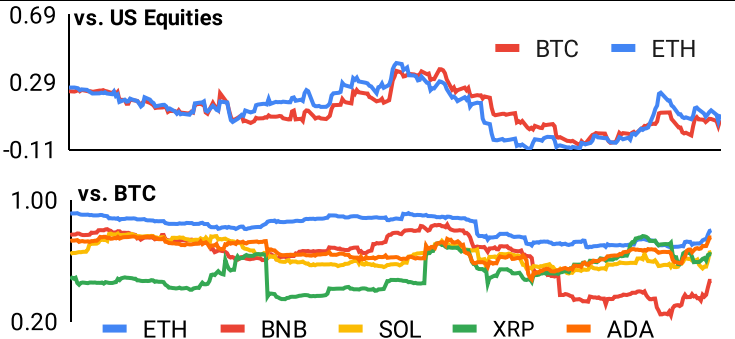
  

10-Year Treasury Yields							Commodities & FX					
	US	Brazil	UK	Germany	Japan	HK	Last	WTI	Gas	Gold	USD/EUR	USD/JPY
Last	4.25%	10.87%	4.00%	2.41%	0.73%	3.78%	Last	81.1	1.68	2,208	0.92	151.2
1d Chg	-0.02	-0.04	-0.01	-0.03	-0.02	-0.06	1d % Chg	-0.2%	-0.9%	2.2%	0.1%	0.0%

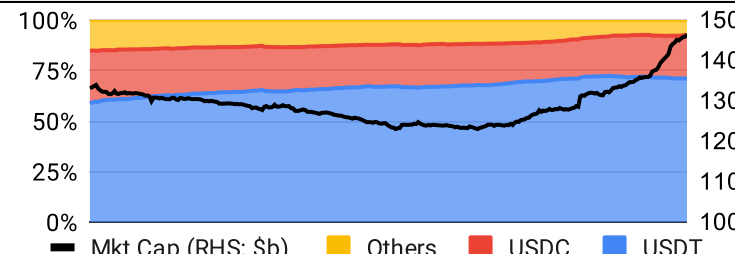
## Volatility

Annualized Volatility							Rolling 3M Annualized Volatility, LTM			
	BTC	ETH	BNB	SOL	XRP	ADA				
30D	82%	78%	107%	105%	100%	99%				
90D	60%	62%	75%	93%	68%	82%				
180D	52%	56%	61%	103%	59%	79%				
365D	45%	49%	52%	89%	93%	70%				

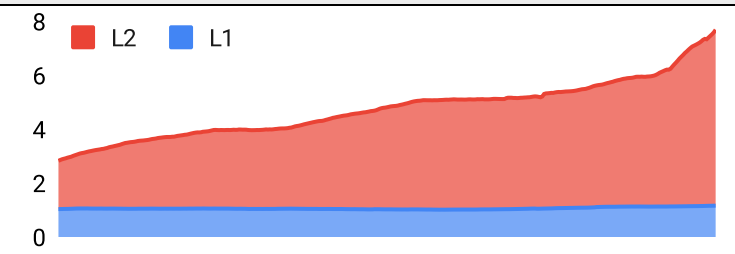
## Correlations

Intra-Crypto Correlations, LTM							Rolling 3M Correlations, LTM					
	BTC	ETH	BNB	SOL	XRP	ADA						
BTC												
ETH	0.79											
BNB	0.54	0.54										
SOL	0.61	0.56	0.43									
XRP	0.43	0.47	0.29	0.42								
ADA	0.66	0.67	0.48	0.62	0.63							

## Stablecoins

Stablecoin Market Size and Volume, \$m					Stablecoin Dominance (LHS) & Market Cap \$b (RHS), LTM	
Ticker	Price	1d Vol	20d Avg Vol	Market Cap		
USDT	1.00	107,203	108,315	103,966		
USDC	1.00	11,957	11,424	31,680		
DAI	1.00	477	576	5,350		
USDe	1.00	85	81	1,220		
USDD		9	13	732		
TUSD	1.01	160	127	694		

## Ethereum Mainnet & Layer 2s

Mainnet & Layer 2 Transactions (m/day) and L2 TVL (\$m)					Transactions (m/day), Rolling 90-Day Average, LTM	
Network	1d	30d Avg	TVL	Tech Type		
Arbitrum Nova	3.8	3.3	49	Optimium		
zkSync Era	1.2	1.3	732	ZKR		
Ethereum	1.4	1.2	-	Mainnet		
Arbitrum One	1.9	0.9	17,140	ORU		
Linea	1.2	0.9	405	ZKR		
Base	1.6	0.6	1,770	ORU		
OP Mainnet	0.7	0.5	7,880	ORU		
Scroll	0.3	0.3	139	ZKR		
Starknet	0.2	0.3	1,490	ZKR		
Blast	0.2	0.2	2,540	App-specific ORU		

Layer 2 Token Performance & Market Cap (\$m)					
	#VALUE	MATIC	ARB	IMX	OP
30d Return	0%	1%	-12%	-17%	-10%
Market Cap	#VALUE	9,300	4,680	4,090	3,470

## NFTs and DAOs

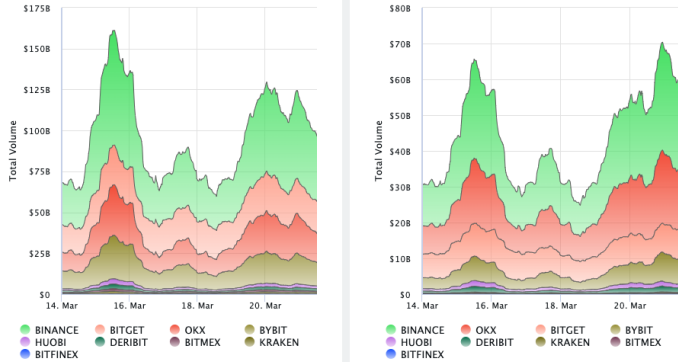
NFT Collection Stats (in ETH)						DAO Treasury Amount (\$m) and Composition					
Collection	Floor	% Listed	3M Ret.	3M Vol	Market Cap	DAO	Treasury	Stables	BTC/ETH	Own Tokens	Other
CryptoPunks	51	10%	-6%	42,619	509,800	Arbitrum	6,153	0%	1%	99%	0%
Bored Ape Yacht C	14	6%	-47%	98,588	137,400	Uniswap	4,835	0%	0%	100%	0%
Pudgy Penguins	14	4%	2%	115,659	128,343	Mantle	3,615	4%	24%	69%	2%
Autoglyphs	225	1%	1%	175	115,200	Optimism	2,721	0%	0%	100%	0%
Chromie Squiggle	5	3%	-40%	2,710	51,909	ENS	1,562	0%	0%	91%	9%
Fidenza by Tyler H	49	5%	-18%	2,959	48,951	Ethereum	1,109	0%	100%	0%	0%
Mutant Ape Yacht	2	5%	-52%	104,669	47,938	Merit Circle	679	3%	1%	91%	5%
Milady Maker	4	7%	2%	22,629	43,400	Golem	660	0%	90%	10%	0%
Azuki	4	7%	-25%	102,274	41,880	Gnosis	622	6%	27%	49%	17%
YOU THE REAL MV	95	0%	0%	376	39,900	Ribbon Finan	449	0%	1%	99%	0%

## Crypto News

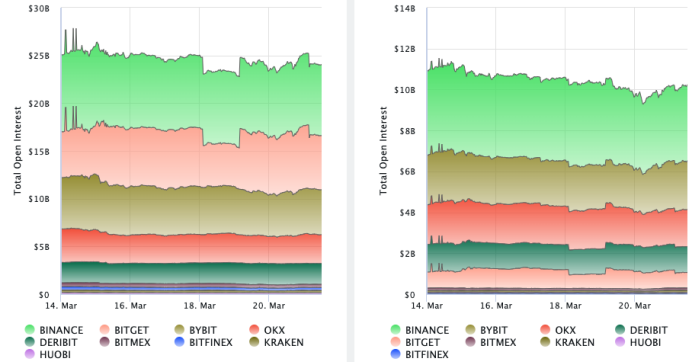
- [Bitcoin bounces back to \\$65000 after Federal Reserve talks - Hindustan Times](#)
- [SEC probing crypto companies in Ethereum investigation as hopes for ETF dim - Fortune](#)
- [US Spot-Bitcoin ETFs Post Largest Three-Day Outflow Since Launch - Yahoo Finance](#)
- [Dogecoin Climbs 18% on DOGE Futures Hopes, Bitcoin Nears \\$68K - CoinDesk](#)
- [UN Panel Investigates North Korea's \\$750 Million Cryptocurrency Cyberattacks - Milk Road](#)
- [Why Bitcoin can't pose a threat to the global order, according to new research - DLNews](#)
- [Federal Reserve holds interest rates, expects three cuts by end of year - Blockworks](#)
- [Crypto Exchange Backpack Appoints Stripe, Banking Veteran as CFO - CoinDesk](#)
- [BlackRock Enters Asset Tokenization Race With New Fund on the Ethereum Network - CoinDesk](#)

### Crypto Futures

#### Futures Volume (BTC LHS ; ETH RHS), 1d



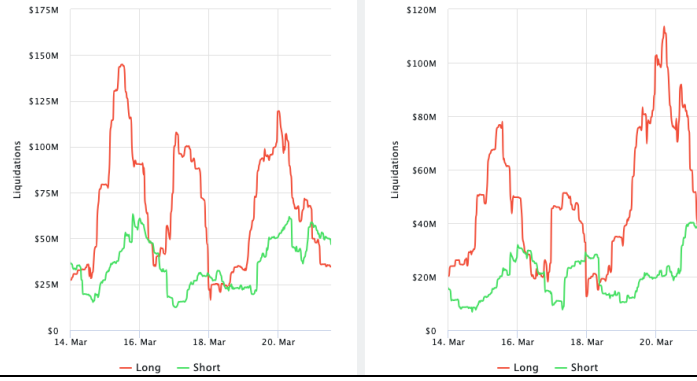
#### Futures Open Interest (BTC LHS ; ETH RHS)



#### OI Weighted Funding Rate (BTC LHS ; ETH RHS), 1d

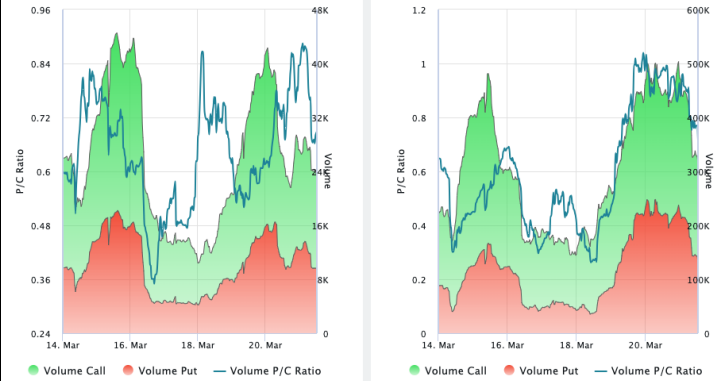


#### Liquidations (BTC LHS ; ETH RHS), 1d

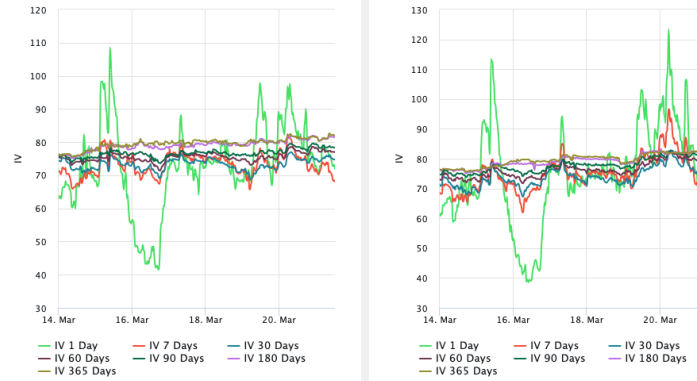


### Crypto Options

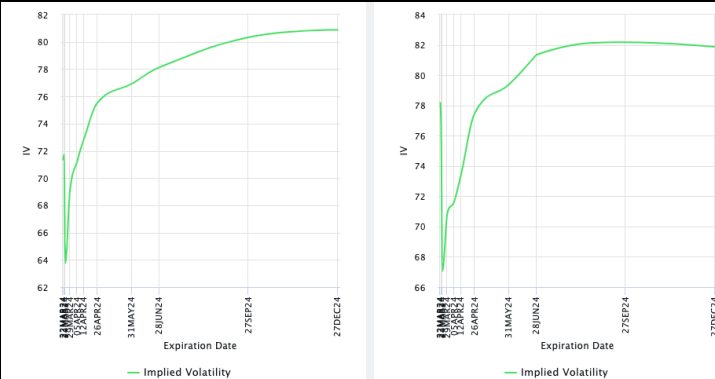
#### Options Volume & Put/Call Ratio (BTC LHS ; ETH RHS), 1d



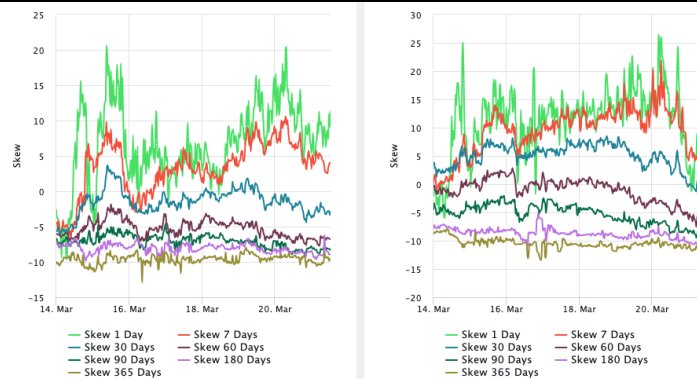
#### ATM Implied Volatility (BTC LHS ; ETH RHS)



#### ATM Implied Vol Term Structure (BTC LHS ; ETH RHS)



#### 25 Delta Skew (BTC LHS ; ETH RHS)





March 21, 2024

### About GSR

GSR has over a decade of extensive experience in the crypto market, serving as a trusted liquidity provider and active, multi-stage investor. Our suite of services includes OTC Trading, Derivatives, and Market Making. GSR is actively involved in every major sector of the digital asset ecosystem, working with token issuers, institutional investors, miners, and leading trading venues.

For more information or if we can help with anything, please see [gsr.io](https://gsr.io) or contact us at [gsr@gsr.io](mailto:gsr@gsr.io).

Follow GSR for more content: [Twitter](#) [Telegram](#) [LinkedIn](#)

### Authors

Brian Rudick, Senior Strategist [Twitter](#) [Telegram](#)

### Required Disclosures

This material is provided by GSR (the "Firm") solely for informational purposes, is intended only for sophisticated, institutional investors and does not constitute an offer or commitment, a solicitation of an offer or commitment, or any advice or recommendation, to enter into or conclude any transaction (whether on the terms shown or otherwise), or to provide investment services in any state or country where such an offer or solicitation or provision would be illegal. The Firm is not and does not act as an advisor or fiduciary in providing this material. GSR is not authorised or regulated in the UK by the Financial Conduct Authority. The protections provided by the UK regulatory system will not be available to you. Specifically, information provided herein is intended for institutional persons only and is not suitable for retail persons in the United Kingdom, and no solicitation or recommendation is being made to you in regards to any products or services.

This material is not a research report, and not subject to any of the independence and disclosure standards applicable to research reports prepared pursuant to FINRA or CFTC research rules. This material is not independent of the Firm's proprietary interests, which may conflict with the interests of any counterparty of the Firm. The Firm trades instruments discussed in this material for its own account, may trade contrary to the views expressed in this material, and may have positions in other related instruments.

Information contained herein is based on sources considered to be reliable, but is not guaranteed to be accurate or complete. Any opinions or estimates expressed herein reflect a judgment made by the author(s) as of the date of publication, and are subject to change without notice. Trading and investing in digital assets involves significant risks including price volatility and illiquidity and may not be suitable for all investors. The Firm is not liable whatsoever for any direct or consequential loss arising from the use of this material. Copyright of this material belongs to GSR. Neither this material nor any copy thereof may be taken, reproduced or redistributed, directly or indirectly, without prior written permission of GSR

### Notes & Sources

All options data is based on Deribit and derivatives graphics are from Laevidas. Market returns are based on price returns for the following ETFs: VOO, QQQ, EWU, EWG, EWJ, and EWH. Onchain volumes are not considered and thus certain token volumes may be understated (e.g., stETH).

CoinGecko	Santiment	DefiLlama	CoinMarketCap	Laevidas
L2Beat	Google Finance	TradingView	Deribit	WorldCoinIndex
Cryptorank	Investing.com	NFT Price Floor	CryptoSlate	