











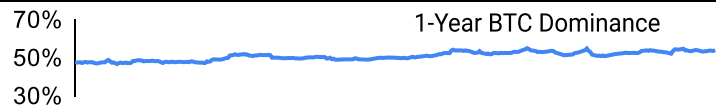
Crypto Leaderboard

Rank	Name	Ticker	Price	24h	7d	30d	24h Vol \$m	MC \$m	1-Year Chart
1	Bitcoin	BTC	\$63,291	-6%	-9%	22%	43,239	1,244,374	
2	Ethereum	ETH	\$3,348	-6%	-11%	13%	21,071	402,175	
3	Tether	USDT	\$1.00	0%	0%	0%	74,676	104,052	
4	BNB	BNB	\$555	-2%	-12%	47%	3,036	85,444	
5	Solana	SOL	\$169	-11%	-7%	62%	5,179	75,385	
6	XRP Ledger	XRP	\$0.61	-3%	-5%	10%	2,621	33,306	
7	Lido stETH	STETH	\$3,344	-5%	-11%	12%	81	32,739	
8	USD Coin	USDC	\$1.00	0%	0%	0%	10,086	31,925	
9	Dogecoin	DOGE	\$0.15	-3%	-9%	75%	3,337	21,379	
10	Cardano	ADA	\$0.61	-5%	-17%	1%	602	21,340	

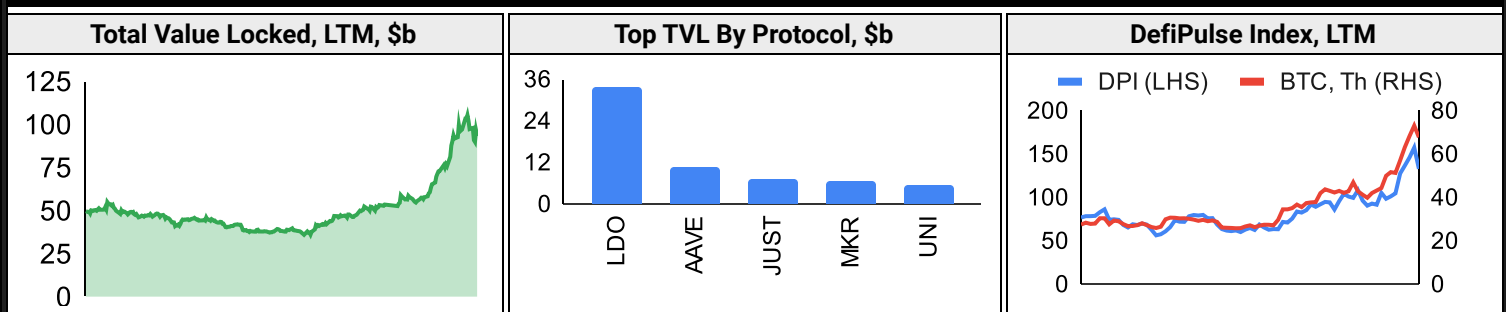
Top & Bottom Performers - Top 100 Tokens

24h		7 Days		30 Days		90 Days		365 Days	
FTM	10%	FTM	31%	PEPE	529%	PEPE	391%	BONK	3493%
ICP	6%	STX	23%	RBN	182%	RBN	338%	AKT	1617%
APT	5%	SUI	18%	FTM	180%	AR	242%	KAS	780%
RON	3%	MKR	12%	SHIB	175%	FET	235%	INJ	738%
PYTH	-9%	INJ	-20%	ARB	-15%	XRP	-2%	XMR	-15%
ARB	-10%	ALGO	-20%	TRX	-16%	EGLD	-12%	MATIC	-15%
SOL	-11%	SEI	-24%	IMX	-19%	INJ	-16%	EOS	-17%
PEPE	-12%	BONK	-28%	TIA	-20%	XMR	-25%	APE	-56%

Category Performance

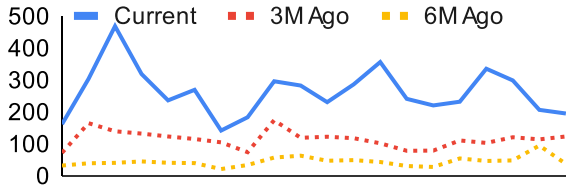
Category	7d	30d	90d	180d	365d	Ecosystem	7d	30d	90d	180d	365d
Meme	-17%	189%	152%	378%	133%	Cosmos	-12%	42%	58%	293%	291%
DEX	-12%	43%	26%	220%	113%	Polkadot	-12%	40%	41%	164%	60%
Lending	-6%	39%	41%	124%	118%	Solana	-16%	40%	20%	252%	239%
Smart Contract	-10%	38%	33%	219%	98%	Avalanche	-11%	29%	47%	161%	90%
Gaming/Entertai	-13%	34%	36%	199%	89%	BSC	-11%	27%	28%	171%	103%
CEXs	-11%	27%	16%	88%	38%	Polygon	-13%	25%	33%	152%	74%
Privacy	-9%	27%	18%	68%	-9%	Ethereum	-10%	13%	24%	94%	51%
Other DeFi	-9%	24%	21%	146%	101%	Tron	-9%	9%	39%	93%	77%
IoT/Data/Comp.	-12%	21%	47%	245%	128%						
Currency	-10%	19%	27%	82%	69%						
Scaling	-13%	18%	50%	212%	53%						

DeFi

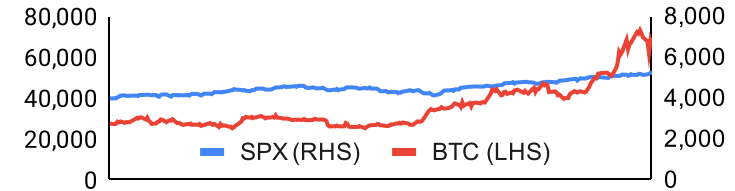


Trading Volume

Aggregate Volumes by Product, \$b					Top Derivatives Exchanges, \$m and bps					Top Spot Exchanges, \$m		
Product	1d	7d	30d	O/I	Exchange	1d Vol	O/I	Mkr	Tkr	Exchange	Score	1d Vol
Spot	63	595	2,160	n/a	Binance	85,373	19,664	2.0	4.0	Binance	9.9	30,277
Perpetuals	615	8,370	33,320	260	Bybit	26,759	12,009	2.0	5.5	Coinbase	8.2	3,795
Futures	1	6	24	1	OKX	31,241	6,640	2.0	5.0	Bybit	7.8	5,397
Options	2	17	84	n/a	Bitget	24,518	8,011	2.0	6.0	OKX	7.6	4,572

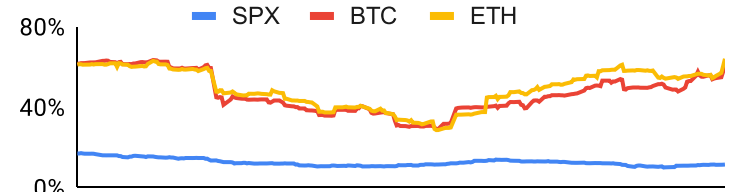
Daily Spot Volume, Top 100 Tokens Last 20d, \$b				Top Volume, 1d, \$m		Top Volume, %20d Avg		Low Volume, %20d Avg	
				USDT	83,134	STX	179%	RBN	20%
				BTC	41,948	FTM	166%	BONK	30%
				ETH	19,772	CFX	127%	CRO	33%
				FDUSD	9,445	MKR	126%	MINA	37%
				USDC	9,125	KAS	124%	STRK	39%

Traditional Finance

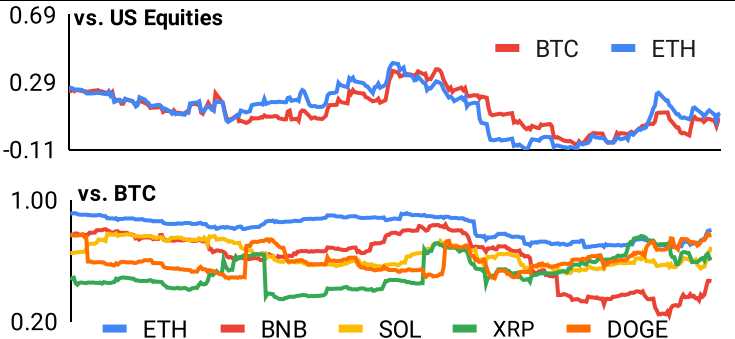
Global Equity Markets							SPX vs. BTC, LTM				
	US	USGrwth	UK	Germany	Japan	HK					
1D	0%	0%	0%	0%	1%	0%					
7D	2%	2%	1%	1%	4%	-2%					
90D	11%	9%	3%	6%	13%	-5%					
365D	35%	47%	12%	17%	29%	-17%					

10-Year Treasury Yields							Commodities & FX					
	US	Brazil	UK	Germany	Japan	HK		WTI	Gas	Gold	USD/EUR	USD/JPY
Last	4.21%	10.88%	3.96%	2.33%	0.73%	3.77%	Last	80.9	1.66	2,178	0.92	151.2
1d Chg	-0.06	-0.04	-0.04	-0.07	-0.01	-0.06	1d % Chg	-0.2%	-1.2%	-0.3%	0.3%	-0.3%

Volatility

Annualized Volatility							Rolling 3M Annualized Volatility, LTM			
	BTC	ETH	BNB	SOL	XRP	DOGE				
30D	84%	79%	106%	111%	103%	175%				
90D	61%	63%	75%	93%	70%	113%				
180D	53%	56%	61%	104%	60%	91%				
365D	45%	49%	52%	89%	93%	77%				

Correlations

Intra-Crypto Correlations, LTM							Rolling 3M Correlations, LTM					
	BTC	ETH	BNB	SOL	XRP	DOGE						
BTC												
ETH	0.79											
BNB	0.54	0.54										
SOL	0.62	0.56	0.43									
XRP	0.42	0.47	0.29	0.41								
DOGE	0.64	0.59	0.39	0.46	0.38							

Stablecoins

Stablecoin Market Size and Volume, \$m					Stablecoin Dominance (LHS) & Market Cap \$b (RHS), LTM	
Ticker	Price	1d Vol	20d Avg Vol	Market Cap		
USDT	1.00	83,134	108,110	104,031		
USDC	1.00	9,125	11,477	31,924		
DAI	1.00	538	584	5,348		
USDe	1.00	120	80	1,225		
USDD	1.00	9	13	732		
FRAX	1.00	21	26	647		

Ethereum Mainnet & Layer 2s

Mainnet & Layer 2 Transactions (m/day) and L2 TVL (\$m)					Transactions (m/day), Rolling 90-Day Average, LTM	
Network	1d	30d Avg	TVL	Tech Type		
Arbitrum Nova	3.7	3.4	47	Optimium		
zkSync Era	1.2	1.3	706	ZKR		
Ethereum	1.3	1.2	-	Mainnet		
Arbitrum One	1.5	0.9	16,500	ORU		
Linea	1.5	0.9	394	ZKR		
Base	1.4	0.7	1,860	ORU		
OP Mainnet	0.6	0.5	7,840	ORU		
Scroll	0.4	0.3	139	ZKR		
Starknet	0.2	0.2	1,450	ZKR		
Blast	0.3	0.2	2,460	App-specific ORU		

Layer 2 Token Performance & Market Cap (\$m)					
	#VALUE	MATIC	ARB	IMX	OP
30d Return	0%	3%	-14%	-18%	-4%
Market Cap	#VALUE	9,160	4,310	3,920	3,570

NFTs and DAOs

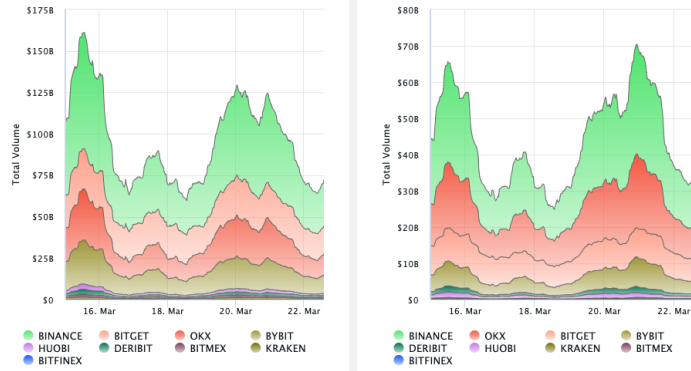
NFT Collection Stats (in ETH)						DAO Treasury Amount (\$m) and Composition					
Collection	Floor	% Listed	3M Ret.	3M Vol	Market Cap	DAO	Treasury	Stables	BTC/ETH	Own Tokens	Other
CryptoPunks	50	10%	-10%	42,501	497,500	Arbitrum	5,735	0%	1%	99%	0%
Bored Ape Yacht C	14	6%	-45%	99,371	141,679	Uniswap	4,703	0%	0%	100%	0%
Pudgy Penguins	15	5%	2%	116,513	132,431	Mantle	3,484	5%	24%	69%	2%
Autoglyphs	225	1%	1%	175	115,200	Optimism	2,745	0%	0%	100%	0%
Chromie Squiggle	5	3%	-33%	2,659	49,960	Ethereum	1,061	0%	100%	0%	0%
Mutant Ape Yacht	3	5%	-50%	103,834	49,672	Merit Circle	643	3%	1%	91%	5%
Fidenza by Tyler H	49	6%	-11%	2,959	48,951	Golem	633	0%	90%	10%	0%
Azuki	4	7%	-20%	100,273	42,400	Gnosis	606	6%	27%	49%	17%
YOU THE REAL MV	95	0%	0%	376	39,900	Lido	447	0%	32%	68%	1%
Milady Maker	4	7%	2%	22,836	39,740	Ribbon Finan	446	0%	1%	99%	0%

Crypto News

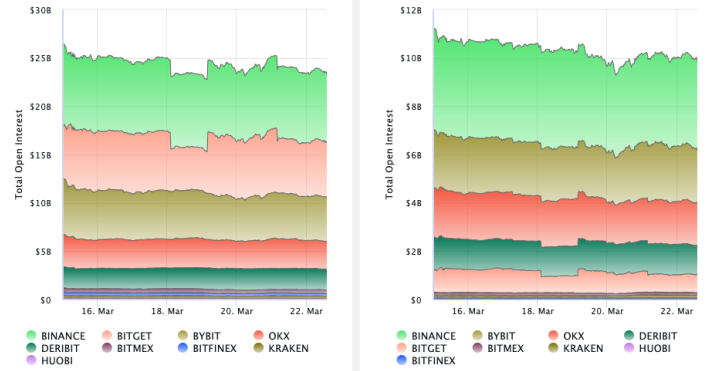
- [Bitcoin Tests \\$66K as Analysts Expect More Volatility Before Calm - CoinDesk](#)
- [Bitcoin miner's \\$640m megadeal stumbles as Texans sour on industry's promise of jobs and growth - DLNews](#)
- [Bitcoin ETF net outflows streak hits four days. \\$836 million - Blockworks](#)
- [GBTC outflows top \\$358M, but one theory suggests it's almost over - Cointelegraph](#)
- [BlackRock unveils crypto fund first with \\$5 million minimum - TheStreet](#)
- [Worldcoin continues gradual open sourcing by sharing Orb core code - Blockworks](#)
- [Cheatsheet: Solana never closer to flipping Ethereum \(but still far away\) - Blockworks](#)
- [Reddit debuts on NYSE at \\$47 a share - Blockworks](#)
- [Vitalik Buterin talks 'Rainbow Staking' at ETHTaipei to combat centralization risks - Blockworks](#)

Crypto Futures

Futures Volume (BTC LHS ; ETH RHS), 1d



Futures Open Interest (BTC LHS ; ETH RHS)



OI Weighted Funding Rate (BTC LHS ; ETH RHS), 1d

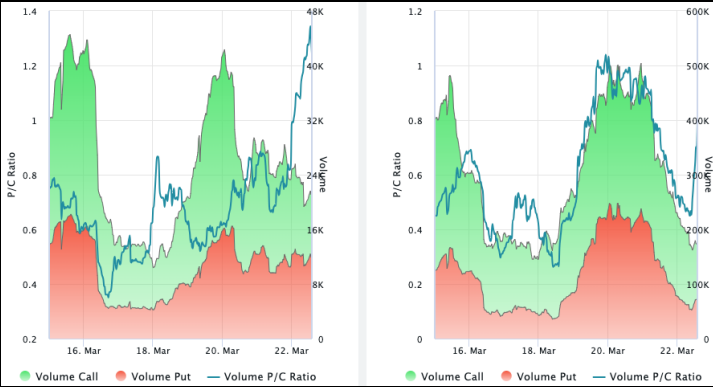


Liquidations (BTC LHS ; ETH RHS), 1d

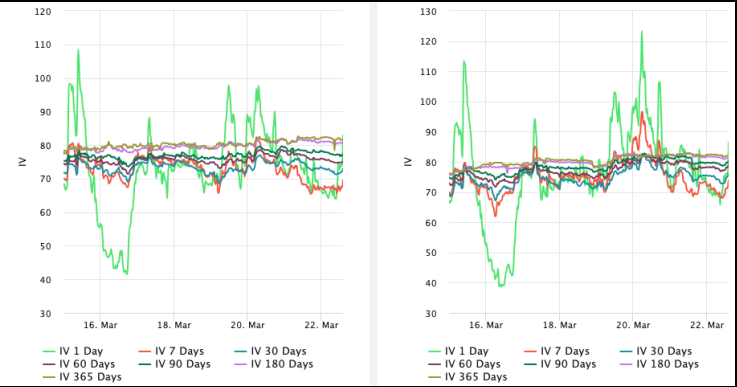


Crypto Options

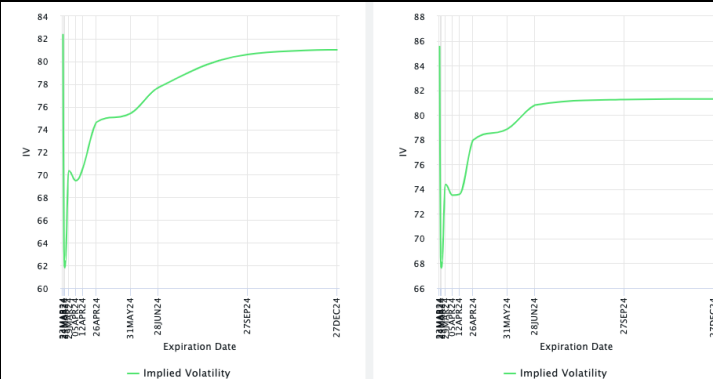
Options Volume & Put/Call Ratio (BTC LHS ; ETH RHS), 1d



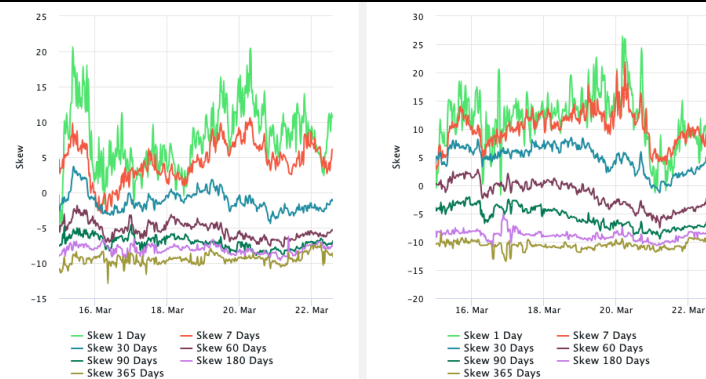
ATM Implied Volatility (BTC LHS ; ETH RHS)



ATM Implied Vol Term Structure (BTC LHS ; ETH RHS)



25 Delta Skew (BTC LHS ; ETH RHS)





March 22, 2024

About GSR

GSR has over a decade of extensive experience in the crypto market, serving as a trusted liquidity provider and active, multi-stage investor. Our suite of services includes OTC Trading, Derivatives, and Market Making. GSR is actively involved in every major sector of the digital asset ecosystem, working with token issuers, institutional investors, miners, and leading trading venues.

For more information or if we can help with anything, please see gsr.io or contact us at gsr@gsr.io.

Follow GSR for more content: [Twitter](#) [Telegram](#) [LinkedIn](#)

Authors

Brian Rudick, Senior Strategist [Twitter](#) [Telegram](#)

Required Disclosures

This material is provided by GSR (the "Firm") solely for informational purposes, is intended only for sophisticated, institutional investors and does not constitute an offer or commitment, a solicitation of an offer or commitment, or any advice or recommendation, to enter into or conclude any transaction (whether on the terms shown or otherwise), or to provide investment services in any state or country where such an offer or solicitation or provision would be illegal. The Firm is not and does not act as an advisor or fiduciary in providing this material. GSR is not authorised or regulated in the UK by the Financial Conduct Authority. The protections provided by the UK regulatory system will not be available to you. Specifically, information provided herein is intended for institutional persons only and is not suitable for retail persons in the United Kingdom, and no solicitation or recommendation is being made to you in regards to any products or services.

This material is not a research report, and not subject to any of the independence and disclosure standards applicable to research reports prepared pursuant to FINRA or CFTC research rules. This material is not independent of the Firm's proprietary interests, which may conflict with the interests of any counterparty of the Firm. The Firm trades instruments discussed in this material for its own account, may trade contrary to the views expressed in this material, and may have positions in other related instruments.

Information contained herein is based on sources considered to be reliable, but is not guaranteed to be accurate or complete. Any opinions or estimates expressed herein reflect a judgment made by the author(s) as of the date of publication, and are subject to change without notice. Trading and investing in digital assets involves significant risks including price volatility and illiquidity and may not be suitable for all investors. The Firm is not liable whatsoever for any direct or consequential loss arising from the use of this material. Copyright of this material belongs to GSR. Neither this material nor any copy thereof may be taken, reproduced or redistributed, directly or indirectly, without prior written permission of GSR

Notes & Sources

All options data is based on Deribit and derivatives graphics are from Laevidas. Market returns are based on price returns for the following ETFs: VOO, QQQ, EWU, EWG, EWJ, and EWH. Onchain volumes are not considered and thus certain token volumes may be understated (e.g., stETH).

CoinGecko	Santiment	DefiLlama	CoinMarketCap	Laevidas
L2Beat	Google Finance	TradingView	Deribit	WorldCoinIndex
Cryptorank	Investing.com	NFT Price Floor	CryptoSlate	