











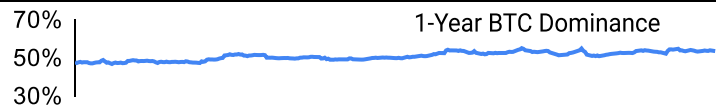
## Crypto Leaderboard

Rank	Name	Ticker	Price	24h	7d	30d	24h Vol \$m	MC \$m	1-Year Chart
1	Bitcoin	BTC	\$69,465	6%	3%	35%	39,375	1,368,000	
2	Ethereum	ETH	\$3,568	5%	1%	19%	16,390	429,213	
3	Tether	USDT	\$1.00	0%	0%	0%	53,808	104,190	
4	BNB	BNB	\$592	6%	7%	55%	2,267	91,044	
5	Solana	SOL	\$192	9%	-2%	84%	4,330	85,507	
6	XRP Ledger	XRP	\$0.64	2%	-1%	18%	1,478	35,337	
7	Lido stETH	STETH	\$3,562	5%	1%	19%	116	34,552	
8	USD Coin	USDC	\$1.00	0%	0%	0%	7,439	32,251	
9	Dogecoin	DOGE	\$0.18	6%	27%	113%	2,830	26,361	
10	Cardano	ADA	\$0.66	4%	0%	11%	515	23,358	

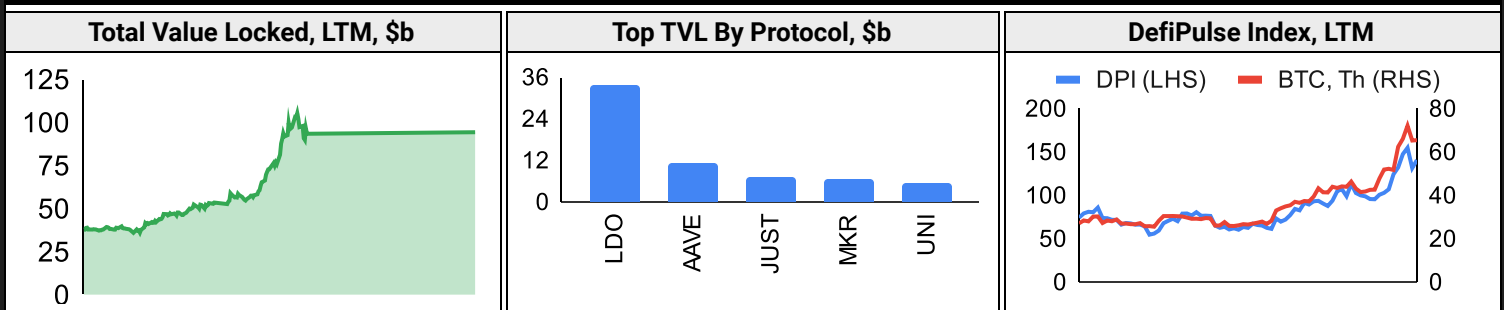
## Top & Bottom Performers - Top 100 Tokens

24h		7 Days		30 Days		90 Days		365 Days	
AR	21%	TON	45%	PEPE	536%	PEPE	524%	BONK	4453%
WIF	21%	ICP	38%	AR	222%	RBN	345%	AKT	1763%
ICP	19%	STX	36%	SHIB	202%	AR	320%	INJ	837%
NEAR	15%	XEC	35%	FTM	179%	FET	254%	SOL	816%
USDT	0%	TRX	-3%	FLR	-8%	INJ	-2%	EOS	-6%
USDE	0%	AVAX	-4%	KAS	-13%	MINA	-9%	XMR	-12%
RON	-2%	RNDR	-5%	TRX	-13%	EGLD	-11%	STRK	-15%
JUP	-3%	TAO	-14%	TIA	-17%	XMR	-18%	APE	-50%

## Category Performance

Category	7d	30d	90d	180d	365d	Ecosystem	7d	30d	90d	180d	365d
Meme	15%	221%	200%	455%	181%	Solana	-6%	52%	29%	300%	282%
Smart Contract	7%	47%	44%	258%	130%	Polkadot	4%	51%	48%	182%	83%
DEX	1%	42%	37%	256%	142%	Cosmos	4%	51%	69%	335%	334%
Gaming/Entertai	8%	42%	38%	218%	111%	BSC	7%	32%	23%	190%	126%
IoT/Data/Comp.	10%	38%	68%	288%	160%	Polygon	5%	30%	37%	174%	99%
CEXs	5%	36%	26%	107%	55%	Avalanche	5%	25%	51%	177%	115%
Lending	9%	35%	52%	145%	150%	Tron	1%	13%	48%	98%	91%
Currency	7%	34%	47%	104%	98%	Ethereum	7%	12%	32%	103%	70%
Scaling	10%	25%	41%	242%	80%						
Other DeFi	12%	23%	31%	161%	126%						
Privacy	-9%	8%	2%	52%	-12%						

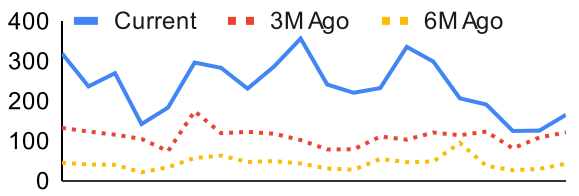
## DeFi



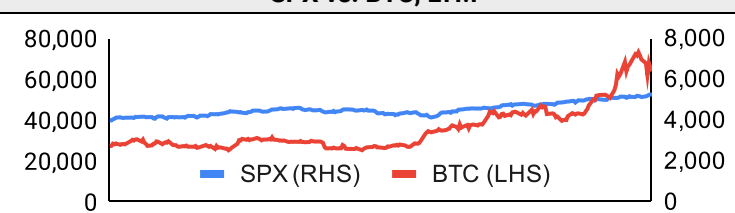
**Trading Volume**

Aggregate Volumes by Product, \$b					Top Derivatives Exchanges, \$m and bps					Top Spot Exchanges, \$m		
Product	1d	7d	30d	O/I	Exchange	1d Vol	O/I	Mkr	Tkr	Exchange	Score	1d Vol
Spot	55	546	2,380	n/a	Binance	74,378	21,845	2.0	4.0	Binance	9.9	24,490
Perpetuals	2,200	8,210	37,940	281	Bybit	23,095	13,579	2.0	5.5	Coinbase	8.2	3,396
Futures	1	6	26	2	OKX	29,331	7,317	2.0	5.0	Bybit	7.8	4,844
Options	3	18	90	n/a	Bitget	22,905	9,195	2.0	6.0	OKX	7.6	4,051

Daily Spot Volume, Top 100 Tokens Last 20d, \$b				Top Volume, 1d, \$m		Top Volume, %20d Avg		Low Volume, %20d Avg	
				USDT	70,921	ICP	233%	RBN	26%
				BTC	37,119	XEC	201%	MINA	33%
				ETH	15,408	TON	194%	SEI	34%
				USDC	7,310	QNT	185%	STRK	40%
				FDUSD	7,010	CFX	181%	XLM	43%

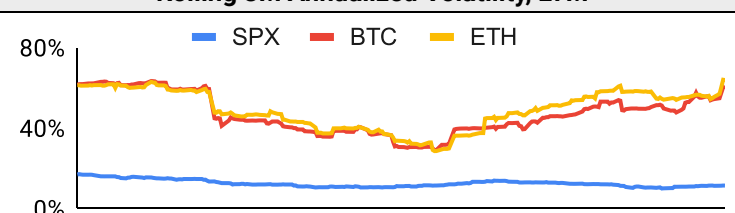
**Traditional Finance**

Global Equity Markets							SPX vs. BTC, LTM				
	US	USGrwth	UK	Germany	Japan	HK					
1D	0%	0%	0%	0%	0%	-2%					
7D	2%	3%	1%	0%	3%	-3%					
90D	10%	10%	3%	6%	13%	-7%					
365D	34%	45%	13%	17%	29%	-19%					

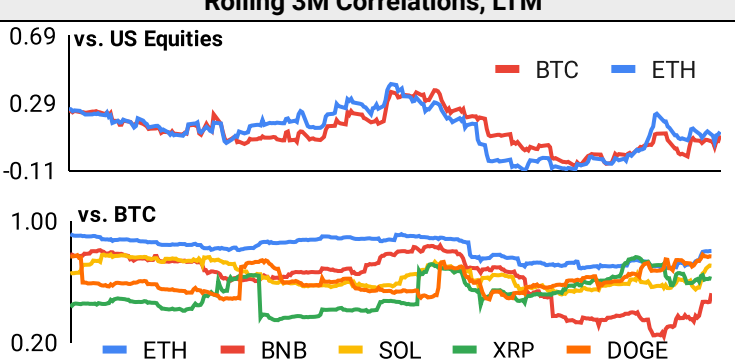
  

10-Year Treasury Yields							Commodities & FX					
	US	Brazil	UK	Germany	Japan	HK	Last	WTI	Gas	Gold	USD/EUR	USD/JPY
Last	4.25%	10.88%	4.04%	2.37%	0.73%	3.72%	Last	82.0	1.81	2,177	0.92	151.4
1d Chg	0.03	-0.04	0.11	0.05	0.00	-0.06	1d % Chg	1.7%	0.0%	0.8%	-0.3%	0.0%

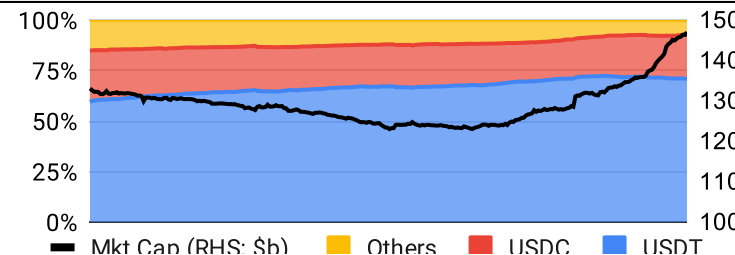
**Volatility**

Annualized Volatility							Rolling 3M Annualized Volatility, LTM				
	BTC	ETH	BNB	SOL	XRP	DOGE					
30D	85%	80%	106%	108%	102%	175%					
90D	61%	63%	73%	91%	69%	114%					
180D	53%	57%	61%	104%	60%	92%					
365D	46%	49%	52%	89%	93%	78%					

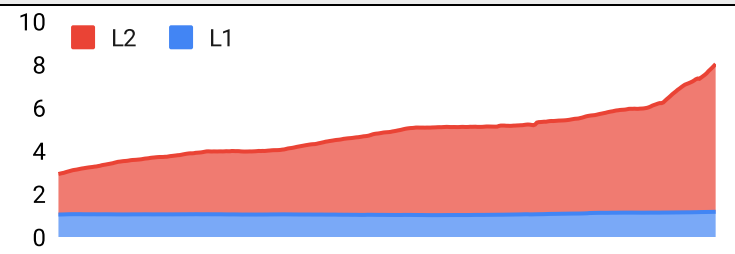
**Correlations**

Intra-Crypto Correlations, LTM							Rolling 3M Correlations, LTM				
	BTC	ETH	BNB	SOL	XRP	DOGE					
BTC											
ETH	0.79										
BNB	0.54	0.54									
SOL	0.62	0.56	0.43								
XRP	0.42	0.47	0.29	0.41							
DOGE	0.64	0.59	0.40	0.46	0.37						

## Stablecoins

Stablecoin Market Size and Volume, \$m					Stablecoin Dominance (LHS) & Market Cap \$b (RHS), LTM	
Ticker	Price	1d Vol	20d Avg Vol	Market Cap		
USDT	1.00	70,921	97,709	104,050		
USDC	1.00	7,310	10,643	32,197		
DAI	1.00	367	599	5,348		
USDe	1.00	52	72	1,318		
USDD	1.00	10	11	732		
FRAX	1.00	10	22	648		

## Ethereum Mainnet & Layer 2s

Mainnet & Layer 2 Transactions (m/day) and L2 TVL (\$m)					Transactions (m/day), Rolling 90-Day Average, LTM	
Network	1d	30d Avg	TVL	Tech Type		
Arbitrum Nova	3.4	3.7	48	Optimium		
zkSync Era	1.4	1.3	765	ZKR		
Ethereum	1.2	1.2	-	Mainnet		
Linea	2.1	1.0	424	ZKR		
Arbitrum One	1.3	1.0	17,000	ORU		
Base	1.4	0.8	2,320	ORU		
OP Mainnet	0.6	0.5	8,330	ORU		
Scroll	0.5	0.3	145	ZKR		
Blast	0.4	0.3	2,570	App-specific ORU		
Immutable X	0.2	0.2	275	App-specific Validium		

Layer 2 Token Performance & Market Cap (\$m)					
	#VALUE	MATIC	ARB	IMX	OP
30d Return	0%	5%	-6%	-3%	7%
Market Cap	#VALUE	9,730	4,580	4,330	3,870

## NFTs and DAOs

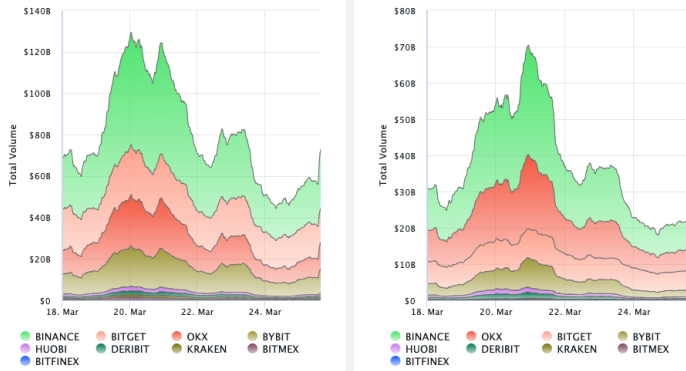
NFT Collection Stats (in ETH)						DAO Treasury Amount (\$m) and Composition					
Collection	Floor	% Listed	3M Ret.	3M Vol	Market Cap	DAO	Treasury	Stables	BTC/ETH	Own Tokens	Other
CryptoPunks	48	10%	-12%	42,518	476,900	Arbitrum	5,944	0%	1%	99%	0%
Bored Ape Yacht C	13	6%	-49%	101,132	134,900	Uniswap	4,847	0%	0%	100%	0%
Autoglyphs	225	1%	1%	175	115,200	Mantle	3,560	4%	24%	70%	2%
Pudgy Penguins	13	5%	1%	117,517	112,282	Optimism	2,989	0%	0%	100%	0%
Chromie Squiggle	5	3%	-41%	2,666	49,460	Ethereum	1,075	0%	100%	0%	0%
Fidenza by Tyler H	49	6%	-11%	2,959	48,951	Merit Circle	712	3%	1%	91%	5%
Mutant Ape Yacht	2	5%	-54%	101,253	47,012	Golem	660	0%	89%	11%	0%
Azuki	5	7%	-20%	95,244	45,990	Gnosis	614	6%	27%	50%	17%
YOU THE REAL MV	100	0%	1%	376	41,996	YGG	574	1%	1%	98%	1%
The Captainz	4	1%	-12%	10,578	38,796	Lido	494	0%	29%	70%	1%

## Crypto News

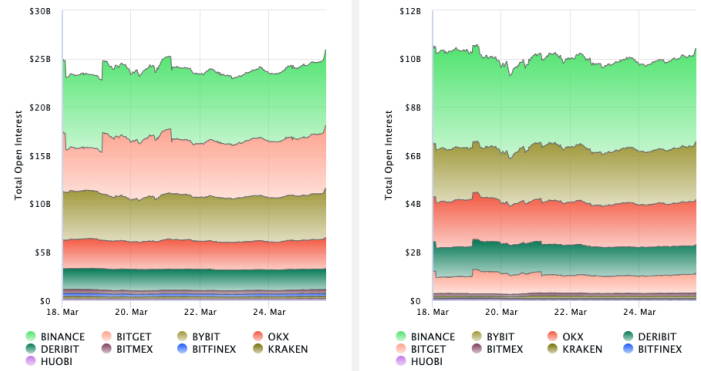
- [Bitcoin, Ether in the Green as Global Easing Cycle Begins - CoinDesk](#)
- [Crypto Market Remains Focused on Spot Bitcoin ETF Flows Over Fundamentals: Coinbase - CoinDesk](#)
- [Goldman Sachs hedge fund clients are piling back into crypto this year - Cointelegraph](#)
- [Cheatsheet: Ethereum and L2s on track to beat Bitcoin for active addresses - Blockworks](#)
- [Core Scientific CEO: Machine buys, deleveraging key around Bitcoin halving - Blockworks](#)
- [Bitcoin ETF snapshot: Net outflow run hits five days for the first time - Blockworks](#)
- [Binance Blocked by Philippines Securities Watchdog - CoinDesk](#)
- [How Many Years Will SBF Get? Jury's Out on Betting Platform Polymarket - CoinDesk](#)
- [EU Markets Watchdog Steps Closer to Finalizing Rules Under MiCA - CoinDesk](#)

## Crypto Futures

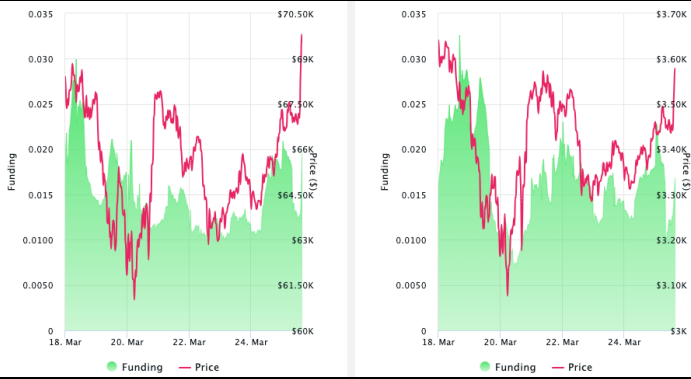
### Futures Volume (BTC LHS ; ETH RHS), 1d



### Futures Open Interest (BTC LHS ; ETH RHS)



### OI Weighted Funding Rate (BTC LHS ; ETH RHS), 1d

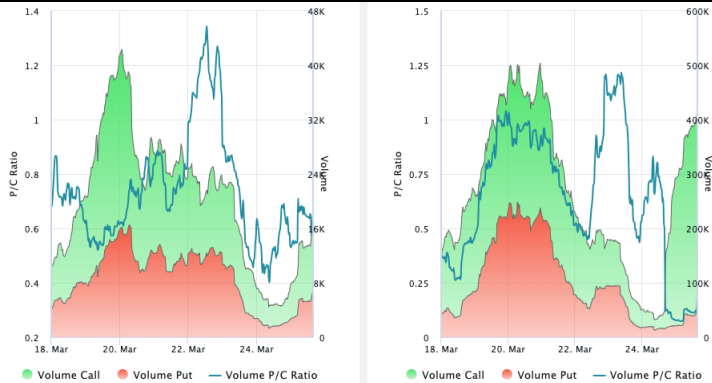


### Liquidations (BTC LHS ; ETH RHS), 1d

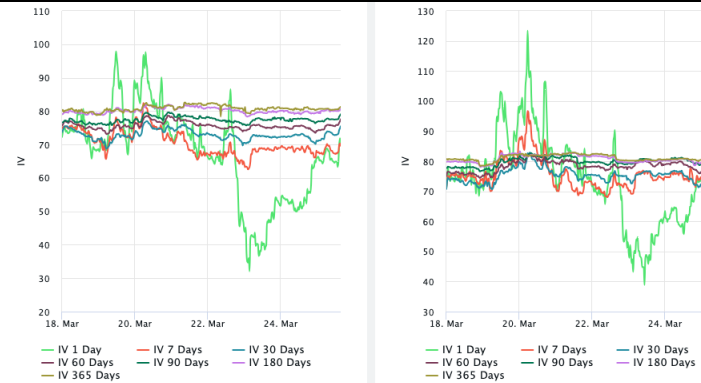


## Crypto Options

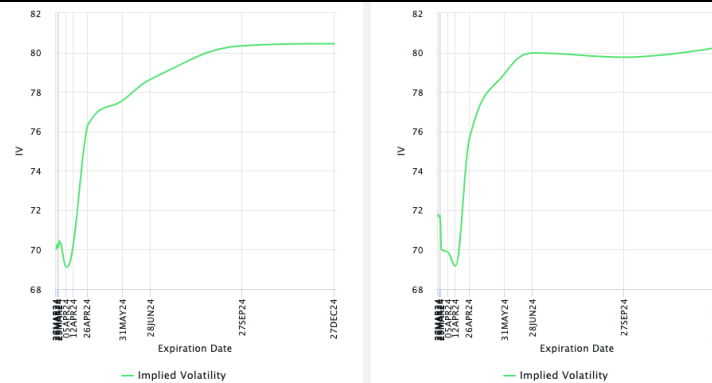
### Options Volume & Put/Call Ratio (BTC LHS ; ETH RHS), 1d



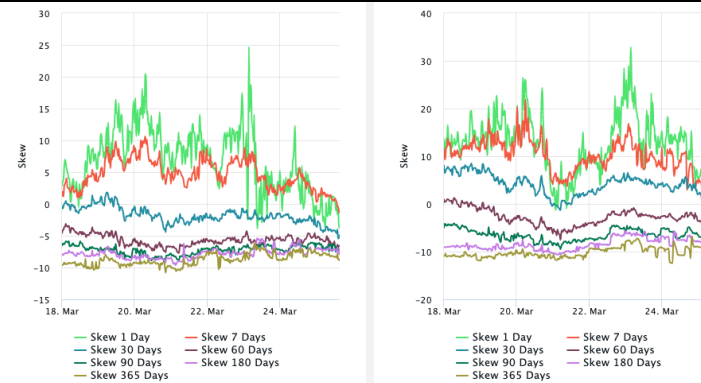
### ATM Implied Volatility (BTC LHS ; ETH RHS)



### ATM Implied Vol Term Structure (BTC LHS ; ETH RHS)



### 25 Delta Skew (BTC LHS ; ETH RHS)





March 25, 2024

## About GSR

GSR has over a decade of extensive experience in the crypto market, serving as a trusted liquidity provider and active, multi-stage investor. Our suite of services includes OTC Trading, Derivatives, and Market Making. GSR is actively involved in every major sector of the digital asset ecosystem, working with token issuers, institutional investors, miners, and leading trading venues.

For more information or if we can help with anything, please see [gsr.io](https://gsr.io) or contact us at [gsr@gsr.io](mailto:gsr@gsr.io).

Follow GSR for more content: [Twitter](#) [Telegram](#) [LinkedIn](#)

## Authors

Brian Rudick, Senior Strategist [Twitter](#) [Telegram](#)

## Required Disclosures

This material is provided by GSR (the "Firm") solely for informational purposes, is intended only for sophisticated, institutional investors and does not constitute an offer or commitment, a solicitation of an offer or commitment, or any advice or recommendation, to enter into or conclude any transaction (whether on the terms shown or otherwise), or to provide investment services in any state or country where such an offer or solicitation or provision would be illegal. The Firm is not and does not act as an advisor or fiduciary in providing this material. GSR is not authorized or regulated in the UK by the Financial Conduct Authority. The protections provided by the UK regulatory system will not be available to you. Specifically, information provided herein is intended for institutional persons only and is not suitable for retail persons in the United Kingdom, and no solicitation or recommendation is being made to you in regards to any products or services.

This material is not a research report, and not subject to any of the independence and disclosure standards applicable to research reports prepared pursuant to FINRA or CFTC research rules. This material is not independent of the Firm's proprietary interests, which may conflict with the interests of any counterparty of the Firm. The Firm trades instruments discussed in this material for its own account, may trade contrary to the views expressed in this material, and may have positions in other related instruments.

Information contained herein is based on sources considered to be reliable, but is not guaranteed to be accurate or complete. Any opinions or estimates expressed herein reflect a judgment made by the author(s) as of the date of publication, and are subject to change without notice. Trading and investing in digital assets involves significant risks including price volatility and illiquidity and may not be suitable for all investors. The Firm is not liable whatsoever for any direct or consequential loss arising from the use of this material. Copyright of this material belongs to GSR. Neither this material nor any copy thereof may be taken, reproduced or redistributed, directly or indirectly, without prior written permission of GSR

## Notes & Sources

All options data is based on Deribit and derivatives graphics are from Laevidas. Market returns are based on price returns for the following ETFs: VOO, QQQ, EWU, EWG, EWJ, and EWH. Onchain volumes are not considered and thus certain token volumes may be understated (e.g., stETH).

CoinGecko	Santiment	DefiLlama	CoinMarketCap	Laevidas
L2Beat	Google Finance	TradingView	Deribit	WorldCoinIndex
Cryptorank	Investing.com	NFT Price Floor	CryptoSlate	