











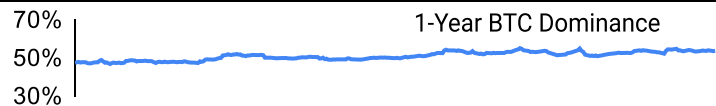
## Crypto Leaderboard

Rank	Name	Ticker	Price	24h	7d	30d	24h Vol \$m	MC \$m	1-Year Chart
1	Bitcoin	BTC	\$70,248	5%	14%	36%	47,323	1,381,413	
2	Ethereum	ETH	\$3,603	5%	14%	16%	23,618	432,511	
3	Tether	USDT	\$1.00	-1%	0%	0%	76,489	103,387	
4	BNB	BNB	\$585	1%	16%	51%	1,557	90,037	
5	Solana	SOL	\$192	2%	14%	87%	4,136	85,373	
6	XRP Ledger	XRP	\$0.64	1%	9%	18%	2,197	34,900	
7	Lido stETH	STETH	\$3,596	4%	15%	16%	121	34,848	
8	USD Coin	USDC	\$0.99	-1%	0%	0%	9,177	31,899	
9	Dogecoin	DOGE	\$0.18	5%	41%	111%	3,432	25,973	
10	Cardano	ADA	\$0.67	4%	14%	13%	447	23,477	

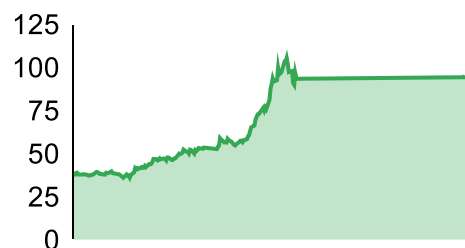
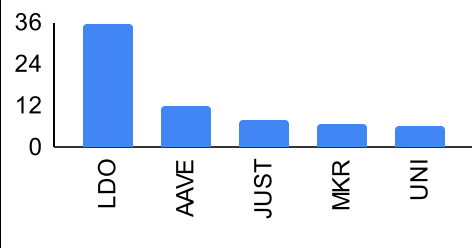
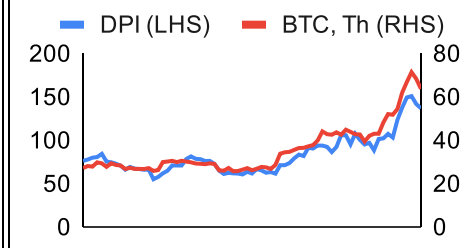
## Top & Bottom Performers - Top 100 Tokens

24h		7 Days		30 Days		90 Days		365 Days	
WIF	19%	ICP	76%	PEPE	506%	PEPE	477%	BONK	5129%
APT	16%	XEC	47%	SHIB	217%	RBN	343%	AKT	1827%
FET	15%	CFX	43%	FET	169%	FET	302%	INJ	956%
ICP	12%	DOGE	41%	AR	164%	AR	297%	SOL	869%
BCH	-1%	USDT	0%	TRX	-11%	OP	-1%	USDT	0%
XMR	-2%	DAI	0%	KAS	-13%	MINA	-3%	FLR	-1%
QNT	-3%	USDC	0%	TIA	-16%	EGLD	-10%	XMR	-8%
TON	-10%	LEO	-1%	FLR	-21%	XMR	-20%	APE	-47%

## Category Performance

Category	7d	30d	90d	180d	365d	Ecosystem	7d	30d	90d	180d	365d
Meme	29%	220%	195%	445%	200%	Solana	19%	73%	46%	313%	321%
DEX	17%	50%	42%	258%	164%	Polkadot	19%	55%	54%	189%	103%
Smart Contract	22%	48%	47%	257%	148%	Cosmos	16%	53%	72%	337%	372%
Gaming/Entertai	23%	45%	43%	229%	129%	Polygon	20%	34%	43%	179%	119%
IoT/Data/Comp.	24%	41%	74%	289%	180%	BSC	20%	33%	26%	191%	147%
CEXs	18%	38%	25%	110%	64%	Avalanche	19%	25%	51%	173%	127%
Lending	29%	37%	55%	150%	171%	Tron	14%	17%	47%	101%	102%
Currency	21%	34%	35%	102%	104%	Ethereum	21%	13%	26%	99%	78%
Other DeFi	27%	30%	34%	169%	149%						
Privacy	21%	24%	18%	86%	8%						
Scaling	20%	22%	32%	240%	96%						

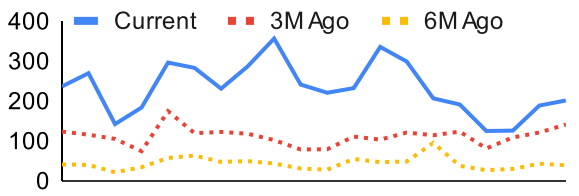
## DeFi

Total Value Locked, LTM, \$b	Top TVL By Protocol, \$b	DefiPulse Index, LTM
		

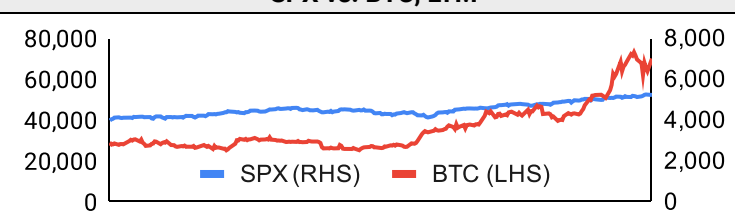
**Trading Volume**

Aggregate Volumes by Product, \$b					Top Derivatives Exchanges, \$m and bps					Top Spot Exchanges, \$m		
Product	1d	7d	30d	O/I	Exchange	1d Vol	O/I	Mkr	Tkr	Exchange	Score	1d Vol
Spot	70	521	2,390	n/a	Binance	88,138	22,673	2.0	4.0	Binance	9.9	29,671
Perpetuals	2,090	8,110	38,480	315	Bybit	27,719	14,046	2.0	5.5	Coinbase	8.2	4,822
Futures	1	5	26	2	OKX	33,919	7,683	2.0	5.0	Bybit	7.8	5,685
Options	3	17	93	n/a	Bitget	25,119	9,584	2.0	6.0	OKX	7.6	4,828

Daily Spot Volume, Top 100 Tokens Last 20d, \$b				Top Volume, 1d, \$m		Top Volume, %20d Avg		Low Volume, %20d Avg	
				USDT	86,929	RETH	389%	RBN	27%
				BTC	44,815	ICP	229%	SEI	41%
				ETH	21,204	XEC	165%	MINA	46%
				USDC	8,725	SNX	141%	SOL	56%
				FDUSD	7,937	TON	134%	AXS	56%

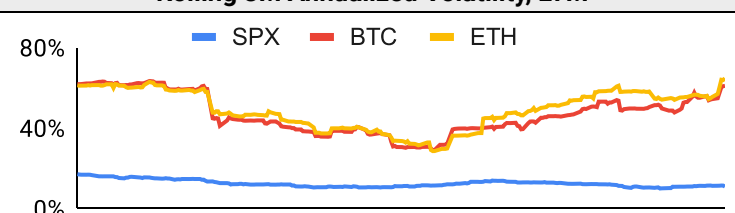
**Traditional Finance**

Global Equity Markets							SPX vs. BTC, LTM				
	US	USGrwth	UK	Germany	Japan	HK					
1D	0%	0%	0%	0%	-1%	-1%					
7D	1%	2%	2%	1%	0%	-2%					
90D	9%	8%	2%	6%	12%	-7%					
365D	33%	44%	14%	19%	27%	-20%					

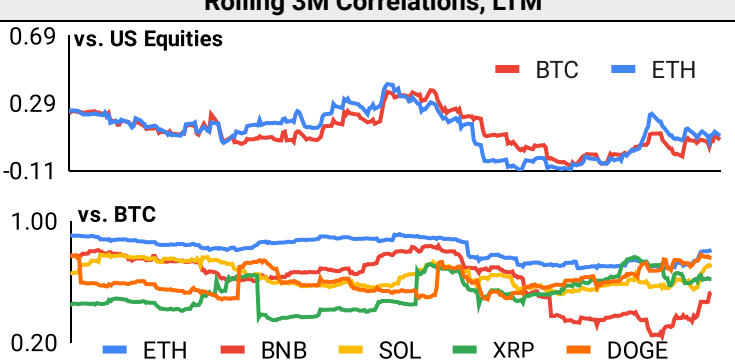
  

10-Year Treasury Yields							Commodities & FX					
	US	Brazil	UK	Germany	Japan	HK	Last	WTI	Gas	Gold	USD/EUR	USD/JPY
Last	4.27%	10.86%	4.00%	2.37%	0.73%	3.74%	Last	81.8	1.80	2,185	0.92	151.4
1d Chg	0.01	-0.04	0.01	-0.01	-0.01	-0.06	1d % Chg	-0.2%	0.8%	0.4%	-0.1%	0.0%

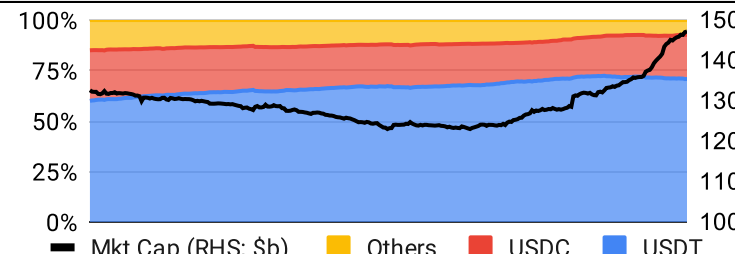
**Volatility**

Annualized Volatility							Rolling 3M Annualized Volatility, LTM			
	BTC	ETH	BNB	SOL	XRP	DOGE				
30D	85%	79%	106%	107%	102%	176%				
90D	61%	62%	71%	90%	69%	114%				
180D	53%	56%	61%	103%	60%	92%				
365D	46%	49%	51%	89%	92%	78%				

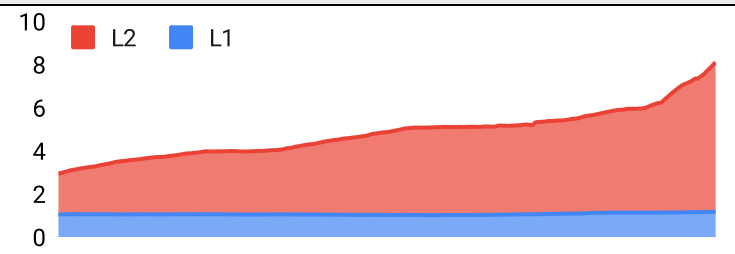
**Correlations**

Intra-Crypto Correlations, LTM							Rolling 3M Correlations, LTM					
	BTC	ETH	BNB	SOL	XRP	DOGE						
BTC												
ETH	0.79											
BNB	0.54	0.54										
SOL	0.61	0.56	0.42									
XRP	0.43	0.48	0.30	0.42								
DOGE	0.64	0.59	0.39	0.45	0.38							

## Stablecoins

Stablecoin Market Size and Volume, \$m					Stablecoin Dominance (LHS) & Market Cap \$b (RHS), LTM	
Ticker	Price	1d Vol	20d Avg Vol	Market Cap		
USDT	1.00	86,929	96,146	104,228		
USDC	1.00	8,725	10,491	32,195		
DAI	1.00	339	566	5,348		
USDe	1.00	56	73	1,328		
USDD	1.00	10	11	731		
FRAX	1.00	14	21	648		

## Ethereum Mainnet & Layer 2s

Mainnet & Layer 2 Transactions (m/day) and L2 TVL (\$m)					Transactions (m/day), Rolling 90-Day Average, LTM	
Network	1d	30d Avg	TVL	Tech Type		
Arbitrum Nova	3.4	3.8	50	Optimium		
Ethereum	1.3	1.2	-	Mainnet		
zkSync Era	1.3	1.2	767	ZKR		
Linea	1.9	1.1	446	ZKR		
Arbitrum One	1.5	1.0	17,500	ORU		
Base	1.5	0.8	2,540	ORU		
OP Mainnet	0.7	0.5	8,710	ORU		
Scroll	0.5	0.3	151	ZKR		
Blast	0.4	0.3	2,680	App-specific ORU		
Immutable X	0.2	0.2	288	App-specific Validium		

Layer 2 Token Performance & Market Cap (\$m)					
	#VALUE	MATIC	ARB	IMX	OP
30d Return	0%	9%	-7%	1%	5%
Market Cap	#VALUE	9,850	4,610	4,480	3,940

## NFTs and DAOs

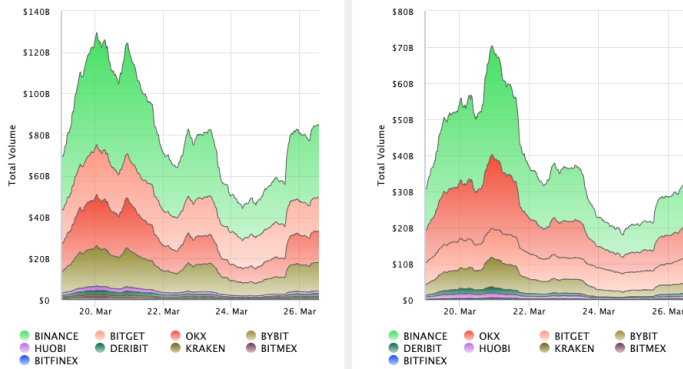
NFT Collection Stats (in ETH)						DAO Treasury Amount (\$m) and Composition					
Collection	Floor	% Listed	3M Ret.	3M Vol	Market Cap	DAO	Treasury	Stables	BTC/ETH	Own Tokens	Other
CryptoPunks	47	10%	-15%	42,510	474,700	Arbitrum	6,085	0%	1%	99%	0%
Bored Ape Yacht C	14	6%	-48%	100,792	136,900	Uniswap	5,124	0%	0%	100%	0%
Pudgy Penguins	13	5%	1%	117,207	119,123	Mantle	3,867	4%	23%	70%	2%
Autoglyphs	225	1%	1%	175	115,200	Optimism	3,105	0%	0%	100%	0%
Azuki	5	7%	-7%	93,777	51,700	Ethereum	1,133	0%	100%	0%	0%
Chromie Squiggle	5	3%	-41%	2,673	48,961	Merit Circle	736	3%	1%	90%	5%
Mutant Ape Yacht	2	5%	-54%	99,765	47,159	Golem	683	0%	89%	11%	0%
Fidenza by Tyler H	45	6%	-18%	2,894	44,955	Gnosis	646	6%	27%	50%	17%
YOU THE REAL MV	100	0%	1%	376	41,996	YGG	588	1%	1%	98%	1%
Milady Maker	4	7%	2%	23,732	40,190	FlokiFi Locke	524	0%	0%	98%	1%

## Crypto News

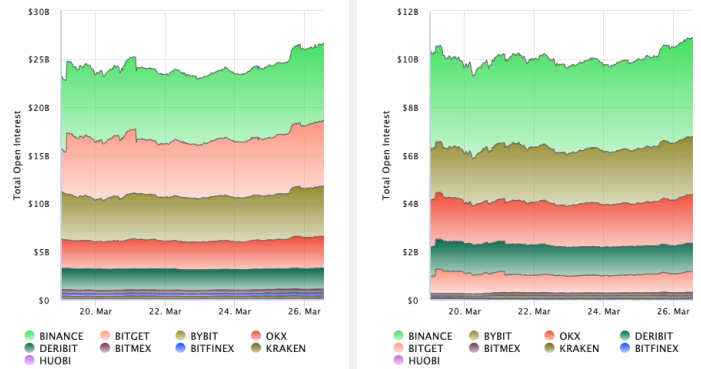
- [Bitcoin ETFs Snap Outflows Streak, Accumulate \\$15.4M - CoinDesk](#)
- [Crypto Traders Dismiss Waning ETF Inflows as Bitcoin Holds Steady Over \\$70K - CoinDesk](#)
- [U.S. Sanctions 3 Cryptocurrency Exchanges for Helping Russia Evade Sanctions - The Hacker News](#)
- [Swift Finds Connector Can Enable Range of CBDC Transactions - PYMNTS.com](#)
- [Wall Street funding has changed Bitcoin mining's incentive structure: Report - Cointelegraph](#)
- [Over \\$6B worth of BTC moved by fifth-richest Bitcoin whale - Cointelegraph](#)
- [SEC will reportedly seek \\$2B in case against Ripple, CEO says - Blockworks](#)
- [London Stock Exchange eyes crypto ETN listings in late May - Blockworks](#)
- [FTX to sell \\$884M of Anthropic shares: Court filing - Blockworks](#)

## Crypto Futures

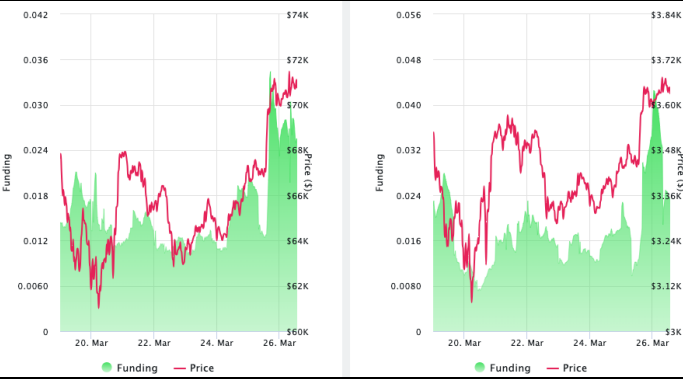
### Futures Volume (BTC LHS ; ETH RHS), 1d



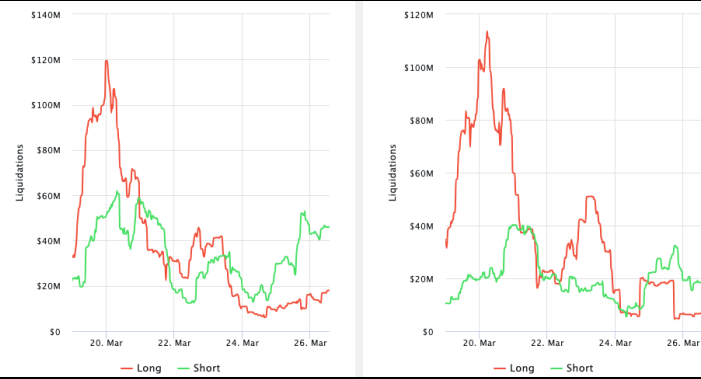
### Futures Open Interest (BTC LHS ; ETH RHS)



### OI Weighted Funding Rate (BTC LHS ; ETH RHS), 1d

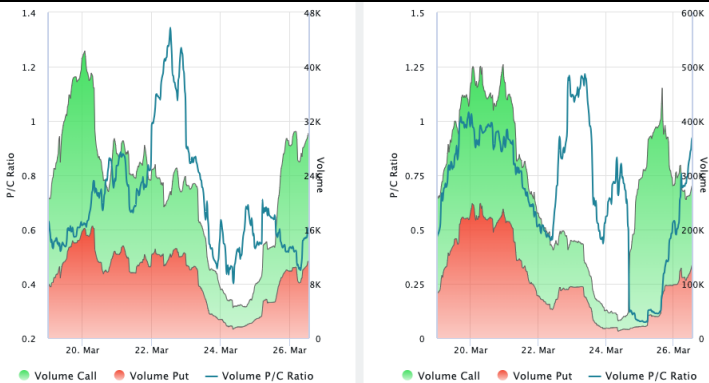


### Liquidations (BTC LHS ; ETH RHS), 1d

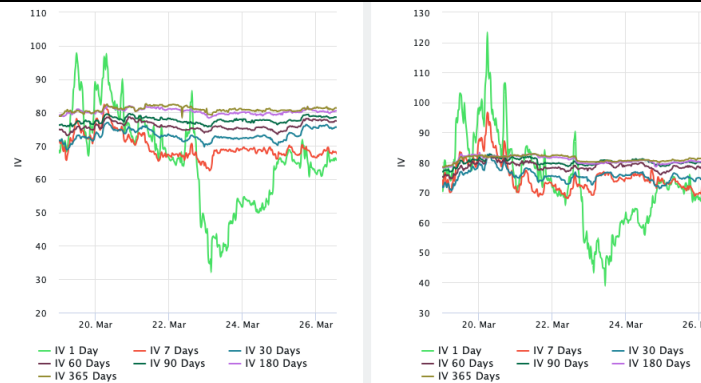


## Crypto Options

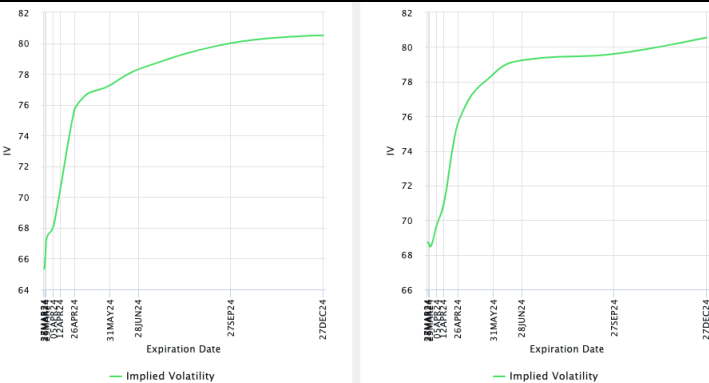
### Options Volume & Put/Call Ratio (BTC LHS ; ETH RHS), 1d



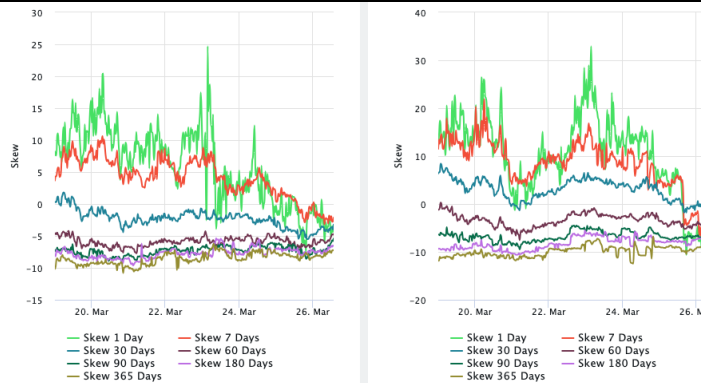
### ATM Implied Volatility (BTC LHS ; ETH RHS)



### ATM Implied Vol Term Structure (BTC LHS ; ETH RHS)



### 25 Delta Skew (BTC LHS ; ETH RHS)



## About GSR

GSR has over a decade of extensive experience in the crypto market, serving as a trusted liquidity provider and active, multi-stage investor. Our suite of services includes OTC Trading, Derivatives, and Market Making. GSR is actively involved in every major sector of the digital asset ecosystem, working with token issuers, institutional investors, miners, and leading trading venues.

For more information or if we can help with anything, please see [gsr.io](https://gsr.io) or contact us at [gsr@gsr.io](mailto:gsr@gsr.io).

Follow GSR for more content: [Twitter](#) [Telegram](#) [LinkedIn](#)

## Authors

Brian Rudick, Senior Strategist [Twitter](#) [Telegram](#)

## Required Disclosures

This material is provided by GSR (the "Firm") solely for informational purposes, is intended only for sophisticated, institutional investors and does not constitute an offer or commitment, a solicitation of an offer or commitment, or any advice or recommendation, to enter into or conclude any transaction (whether on the terms shown or otherwise), or to provide investment services in any state or country where such an offer or solicitation or provision would be illegal. The Firm is not and does not act as an advisor or fiduciary in providing this material. GSR is not authorised or regulated in the UK by the Financial Conduct Authority. The protections provided by the UK regulatory system will not be available to you. Specifically, information provided herein is intended for institutional persons only and is not suitable for retail persons in the United Kingdom, and no solicitation or recommendation is being made to you in regards to any products or services.

This material is not a research report, and not subject to any of the independence and disclosure standards applicable to research reports prepared pursuant to FINRA or CFTC research rules. This material is not independent of the Firm's proprietary interests, which may conflict with the interests of any counterparty of the Firm. The Firm trades instruments discussed in this material for its own account, may trade contrary to the views expressed in this material, and may have positions in other related instruments.

Information contained herein is based on sources considered to be reliable, but is not guaranteed to be accurate or complete. Any opinions or estimates expressed herein reflect a judgment made by the author(s) as of the date of publication, and are subject to change without notice. Trading and investing in digital assets involves significant risks including price volatility and illiquidity and may not be suitable for all investors. The Firm is not liable whatsoever for any direct or consequential loss arising from the use of this material. Copyright of this material belongs to GSR. Neither this material nor any copy thereof may be taken, reproduced or redistributed, directly or indirectly, without prior written permission of GSR

## Notes & Sources

All options data is based on Deribit and derivatives graphics are from Laevidas. Market returns are based on price returns for the following ETFs: VOO, QQQ, EWU, EWG, EWJ, and EWH. Onchain volumes are not considered and thus certain token volumes may be understated (e.g., stETH).

CoinGecko	Santiment	DefiLlama	CoinMarketCap	Laevidas
L2Beat	Google Finance	TradingView	Deribit	WorldCoinIndex
Cryptorank	Investing.com	NFT Price Floor	CryptoSlate	