











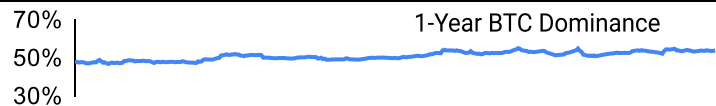
Crypto Leaderboard

Rank	Name	Ticker	Price	24h	7d	30d	24h Vol \$m	MC \$m	1-Year Chart
1	Bitcoin	BTC	\$69,703	-1%	3%	28%	38,930	1,370,760	
2	Ethereum	ETH	\$3,543	-1%	1%	12%	19,373	424,967	
3	Tether	USDT	\$1.00	0%	0%	0%	68,687	104,035	
4	BNB	BNB	\$573	-1%	3%	43%	1,808	88,146	
5	Solana	SOL	\$184	-4%	-4%	68%	4,182	81,905	
6	Lido stETH	STETH	\$3,535	-1%	1%	12%	117	34,251	
7	XRP Ledger	XRP	\$0.62	-3%	1%	12%	2,009	33,797	
8	USD Coin	USDC	\$1.00	0%	0%	0%	9,148	32,098	
9	Dogecoin	DOGE	\$0.19	4%	22%	109%	3,607	26,526	
10	Cardano	ADA	\$0.64	-3%	1%	4%	620	22,666	


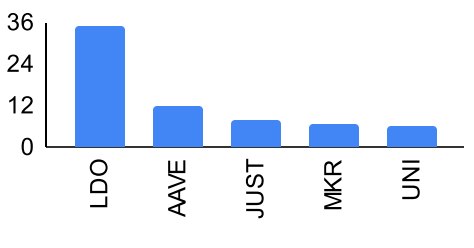
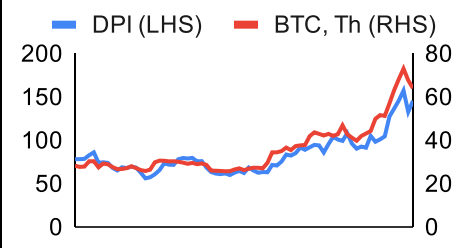
Top & Bottom Performers - Top 100 Tokens

24h		7 Days		30 Days		90 Days		365 Days	
MNT	46%	ICP	66%	PEPE	328%	PEPE	475%	BONK	5077%
SUI	17%	MNT	58%	SHIB	197%	FET	365%	AKT	1662%
AGIX	11%	BCH	30%	FET	186%	RBN	356%	INJ	812%
BCH	11%	XEC	28%	AR	157%	AR	331%	SOL	801%
HBAR	-7%	TIA	-7%	TRX	-14%	FDUSD	0%	STRK	-6%
CFX	-7%	PEPE	-8%	TIA	-20%	XRP	-3%	XMR	-10%
FLR	-7%	FTM	-8%	KAS	-21%	EGLD	-12%	FLR	-18%
KAS	-9%	TAO	-16%	FLR	-35%	XMR	-21%	APE	-51%

Category Performance

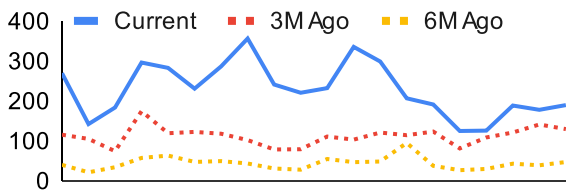
Category	7d	30d	90d	180d	365d	Ecosystem	7d	30d	90d	180d	365d
Meme	5%	179%	187%	408%	184%	Polkadot	5%	50%	60%	187%	100%
DEX	3%	43%	39%	239%	150%	Solana	9%	50%	41%	283%	285%
Smart Contract	8%	38%	46%	242%	135%	Cosmos	3%	45%	76%	330%	344%
Currency	13%	34%	36%	106%	106%	Polygon	8%	32%	48%	175%	110%
Gaming/Entertai	8%	30%	45%	218%	124%	BSC	8%	30%	30%	182%	130%
CEXs	4%	30%	22%	99%	54%	Avalanche	5%	20%	49%	167%	117%
Privacy	17%	29%	30%	98%	4%	Tron	5%	15%	45%	85%	100%
Lending	12%	28%	47%	135%	160%	Ethereum	6%	7%	22%	94%	69%
IoT/Data/Comp.	7%	26%	73%	275%	165%						
Other DeFi	20%	24%	47%	177%	141%						
Scaling	12%	21%	41%	245%	89%						

DeFi

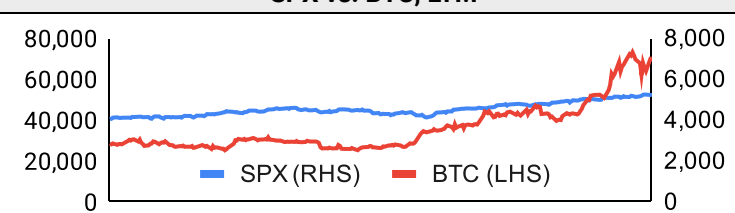
Total Value Locked, LTM, \$b	Top TVL By Protocol, \$b	DefiPulse Index, LTM
		

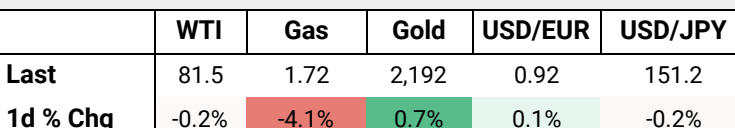
Trading Volume

Aggregate Volumes by Product, \$b					Top Derivatives Exchanges, \$m and bps					Top Spot Exchanges, \$m		
Product	1d	7d	30d	O/I	Exchange	1d Vol	O/I	Mkr	Tkr	Exchange	Score	1d Vol
Spot	64	507	2,400	n/a	Binance	90,035	22,645	2.0	4.0	Binance	9.9	29,409
Perpetuals	633	9,310	40,300	304	Bybit	29,287	13,962	2.0	5.5	Coinbase	8.2	4,512
Futures	1	6	26	2	OKX	29,733	7,392	2.0	5.0	Bybit	7.8	6,136
Options	2	15	92	n/a	Bitget	25,303	9,546	2.0	6.0	OKX	7.6	4,768

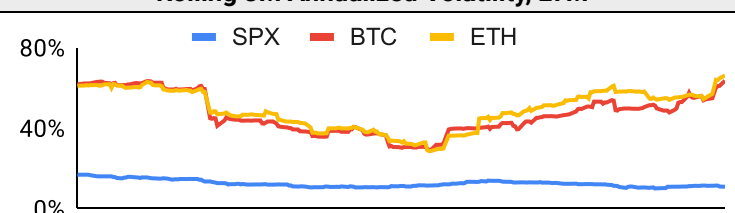
Daily Spot Volume, Top 100 Tokens Last 20d, \$b				Top Volume, 1d, \$m		Top Volume, %20d Avg		Low Volume, %20d Avg	
				USDT	81,329	ICP	203%	RETH	41%
				BTC	38,287	MNT	202%	PEPE	50%
				ETH	18,122	SUI	190%	SOL	59%
				USDC	9,625	LTC	176%	BNB	60%
				FDUSD	7,927	FET	176%	FDUSD	61%

Traditional Finance

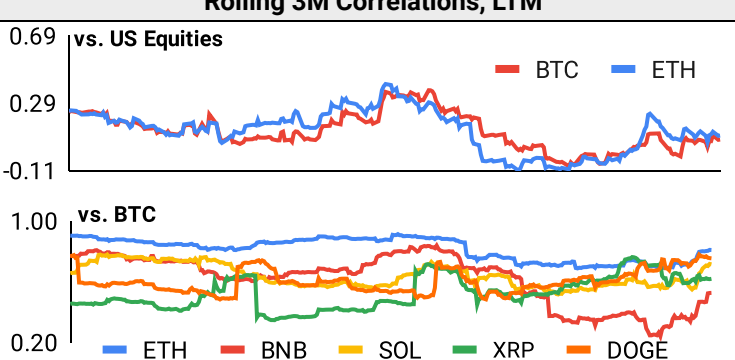
Global Equity Markets							SPX vs. BTC, LTM				
	US	USGrwth	UK	Germany	Japan	HK					
1D	0%	0%	0%	0%	0%	-1%					
7D	0%	1%	2%	2%	1%	-2%					
90D	9%	8%	2%	6%	12%	-8%					
365D	32%	45%	12%	18%	27%	-20%					

10-Year Treasury Yields							Commodities & FX					
	US	Brazil	UK	Germany	Japan	HK						
Last	4.21%	10.90%	3.97%	2.30%	0.71%	3.72%	Last	81.5	1.72	2,192	0.92	151.2
1d Chg	-0.02	-0.04	0.00	-0.05	-0.01	-0.06	1d % Chg	-0.2%	-4.1%	0.7%	0.1%	-0.2%

Volatility

Annualized Volatility							Rolling 3M Annualized Volatility, LTM				
	BTC	ETH	BNB	SOL	XRP	DOGE					
30D	84%	79%	107%	108%	102%	176%					
90D	61%	62%	71%	90%	69%	114%					
180D	53%	56%	61%	104%	60%	92%					
365D	46%	49%	51%	89%	92%	78%					

Correlations

Intra-Crypto Correlations, LTM							Rolling 3M Correlations, LTM				
	BTC	ETH	BNB	SOL	XRP	DOGE					
BTC											
ETH	0.79										
BNB	0.54	0.54									
SOL	0.61	0.56	0.42								
XRP	0.43	0.47	0.30	0.42							
DOGE	0.64	0.58	0.39	0.45	0.37						

Stablecoins

Stablecoin Market Size and Volume, \$m					Stablecoin Dominance (LHS) & Market Cap \$b (RHS), LTM	
Ticker	Price	1d Vol	20d Avg Vol	Market Cap		
USDT	1.00	81,329	94,975	104,346		
USDC	1.00	9,625	10,437	32,233		
DAI	1.00	601	562	5,348		
USDe	1.00	75	76	1,348		
USDD	1.00	9	10	729		
FRAX	1.00	13	21	648		

Ethereum Mainnet & Layer 2s

Mainnet & Layer 2 Transactions (m/day) and L2 TVL (\$m)					Transactions (m/day), Rolling 90-Day Average, LTM	
Network	1d	30d Avg	TVL	Tech Type		
Arbitrum Nova	2.8	3.8	49	Optimium		
Ethereum	1.3	1.3	-	Mainnet		
zkSync Era	1.3	1.2	775	ZKR		
Linea	1.8	1.1	440	ZKR		
Arbitrum One	1.8	1.1	17,210	ORU		
Base	1.6	0.8	2,910	ORU		
OP Mainnet	0.8	0.5	8,640	ORU		
Scroll	0.5	0.3	153	ZKR		
Blast	0.5	0.3	2,680	App-specific ORU		
Immutable X	0.2	0.2	280	App-specific Validium		

Layer 2 Token Performance & Market Cap (\$m)					
	#VALUE	MATIC	MNT	ARB	IMX
30d Return	0%	1%	55%	-10%	-7%
Market Cap	#VALUE	9,650	4,550	4,440	4,180

NFTs and DAOs

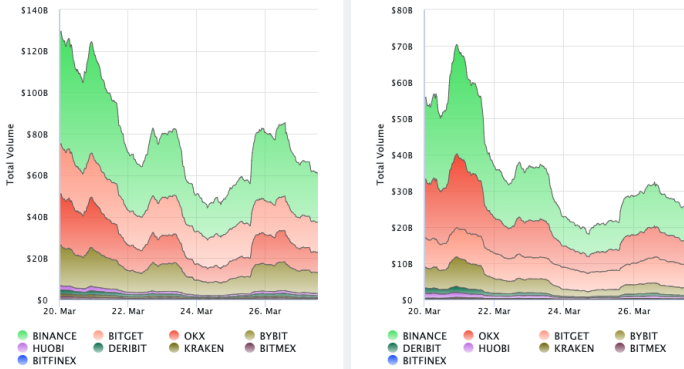
NFT Collection Stats (in ETH)						DAO Treasury Amount (\$m) and Composition					
Collection	Floor	% Listed	3M Ret.	3M Vol	Market Cap	DAO	Treasury	Stables	BTC/ETH	Own Tokens	Other
CryptoPunks	47	10%	-16%	42,434	469,900	Arbitrum	5,876	0%	1%	99%	0%
Bored Ape Yacht C	13	6%	-50%	100,585	131,480	Mantle	5,027	3%	17%	77%	2%
Pudgy Penguins	13	5%	1%	116,767	116,699	Uniswap	5,020	0%	0%	100%	0%
Autoglyphs	225	1%	1%	175	115,200	Optimism	3,050	0%	0%	100%	0%
Azuki	5	7%	-10%	91,565	50,490	Ethereum	1,111	0%	100%	0%	0%
Chromie Squiggle	5	3%	-42%	2,689	47,971	Merit Circle	772	3%	1%	91%	5%
Mutant Ape Yacht	2	4%	-55%	98,770	46,866	Golem	676	0%	88%	12%	0%
Fidenza by Tyler H	45	6%	-42%	2,894	44,955	Gnosis	635	6%	27%	50%	16%
YOU THE REAL MV	100	0%	2%	376	41,996	YGG	568	1%	1%	98%	1%
Milady Maker	4	6%	2%	23,762	39,920	FlokiFi Locke	516	0%	0%	99%	1%

Crypto News

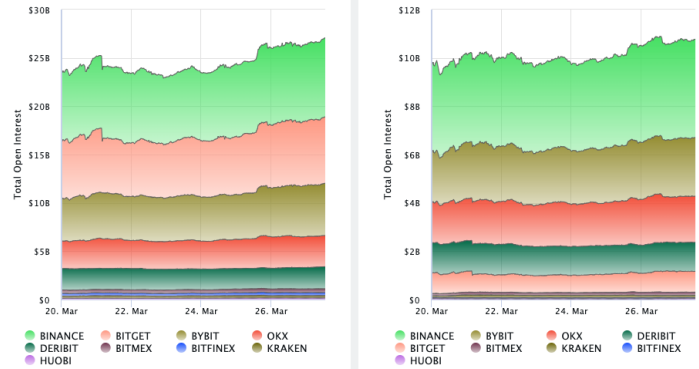
- [Court largely rules against Coinbase's dismissal efforts in SEC case - Blockworks](#)
- [Spot Bitcoin ETFs regain traction, posting \\$418M net inflows - Cointelegraph](#)
- [Hong Kong Primed for Bitcoin ETFs, Expert Calls It Game-Changer - U.Today](#)
- [And then there were 11: Another fund joins the US spot bitcoin ETF fold - Blockworks](#)
- [NEAR launches tool for signing transactions on Bitcoin, Ethereum and more - Blockworks](#)
- [SEC seeks \\$1.9B from Ripple in proposed final judgment - Blockworks](#)
- [DOJ accuses crypto exchange KuCoin of skirting anti-money laundering laws - Blockworks](#)
- [CFTC calls ETH a commodity in KuCoin complaint - Blockworks](#)
- [Tether looks to 'build the next generation of open AI models' with new data division - Blockworks](#)

Crypto Futures

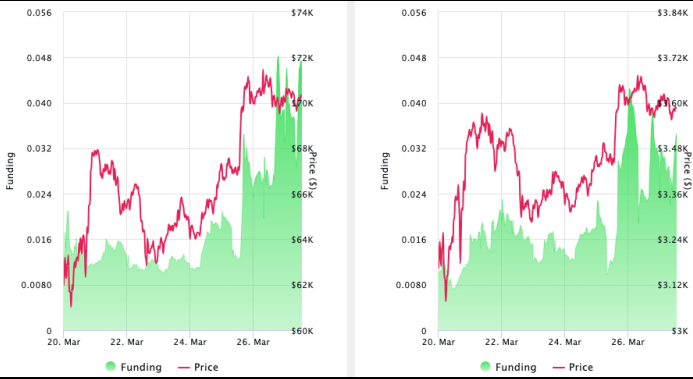
Futures Volume (BTC LHS ; ETH RHS), 1d



Futures Open Interest (BTC LHS ; ETH RHS)



OI Weighted Funding Rate (BTC LHS ; ETH RHS), 1d

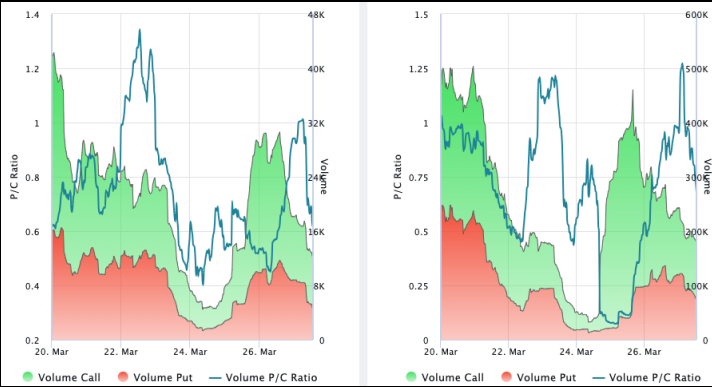


Liquidations (BTC LHS ; ETH RHS), 1d

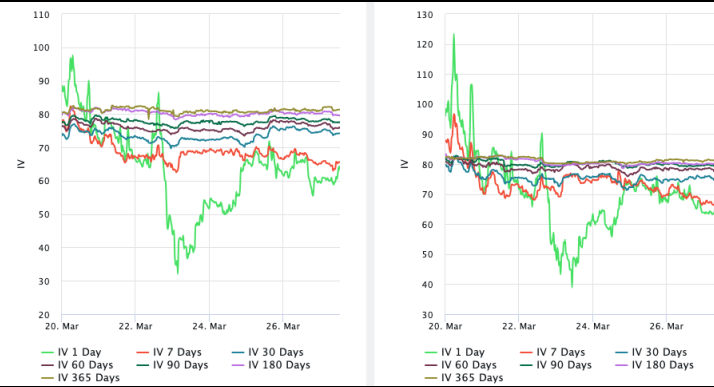


Crypto Options

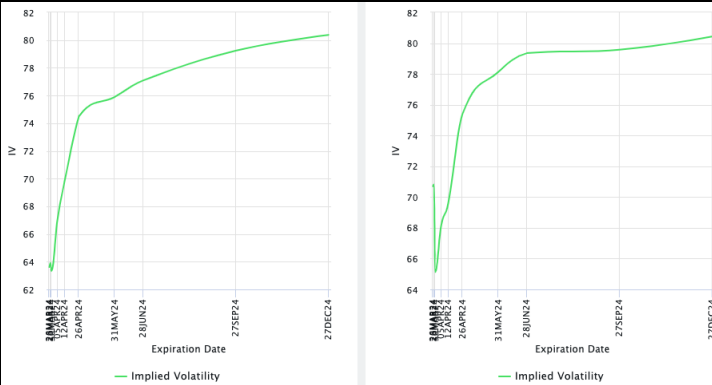
Options Volume & Put/Call Ratio (BTC LHS ; ETH RHS), 1d



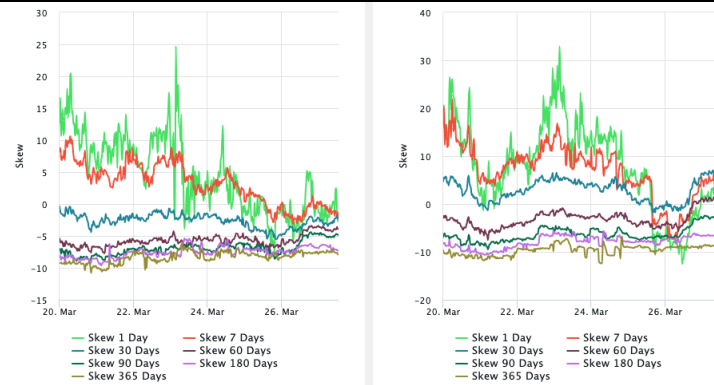
ATM Implied Volatility (BTC LHS ; ETH RHS)



ATM Implied Vol Term Structure (BTC LHS ; ETH RHS)



25 Delta Skew (BTC LHS ; ETH RHS)





March 27, 2024

About GSR

GSR has over a decade of extensive experience in the crypto market, serving as a trusted liquidity provider and active, multi-stage investor. Our suite of services includes OTC Trading, Derivatives, and Market Making. GSR is actively involved in every major sector of the digital asset ecosystem, working with token issuers, institutional investors, miners, and leading trading venues.

For more information or if we can help with anything, please see gsr.io or contact us at gsr@gsr.io.

Follow GSR for more content: [Twitter](#) [Telegram](#) [LinkedIn](#)

Authors

Brian Rudick, Senior Strategist [Twitter](#) [Telegram](#)

Required Disclosures

This material is provided by GSR (the "Firm") solely for informational purposes, is intended only for sophisticated, institutional investors and does not constitute an offer or commitment, a solicitation of an offer or commitment, or any advice or recommendation, to enter into or conclude any transaction (whether on the terms shown or otherwise), or to provide investment services in any state or country where such an offer or solicitation or provision would be illegal. The Firm is not and does not act as an advisor or fiduciary in providing this material. GSR is not authorised or regulated in the UK by the Financial Conduct Authority. The protections provided by the UK regulatory system will not be available to you. Specifically, information provided herein is intended for institutional persons only and is not suitable for retail persons in the United Kingdom, and no solicitation or recommendation is being made to you in regards to any products or services.

This material is not a research report, and not subject to any of the independence and disclosure standards applicable to research reports prepared pursuant to FINRA or CFTC research rules. This material is not independent of the Firm's proprietary interests, which may conflict with the interests of any counterparty of the Firm. The Firm trades instruments discussed in this material for its own account, may trade contrary to the views expressed in this material, and may have positions in other related instruments.

Information contained herein is based on sources considered to be reliable, but is not guaranteed to be accurate or complete. Any opinions or estimates expressed herein reflect a judgment made by the author(s) as of the date of publication, and are subject to change without notice. Trading and investing in digital assets involves significant risks including price volatility and illiquidity and may not be suitable for all investors. The Firm is not liable whatsoever for any direct or consequential loss arising from the use of this material. Copyright of this material belongs to GSR. Neither this material nor any copy thereof may be taken, reproduced or redistributed, directly or indirectly, without prior written permission of GSR

Notes & Sources

All options data is based on Deribit and derivatives graphics are from Laevidas. Market returns are based on price returns for the following ETFs: VOO, QQQ, EWU, EWG, EWJ, and EWH. Onchain volumes are not considered and thus certain token volumes may be understated (e.g., stETH).

CoinGecko	Santiment	DefiLlama	CoinMarketCap	Laevidas
L2Beat	Google Finance	TradingView	Deribit	WorldCoinIndex
Cryptorank	Investing.com	NFT Price Floor	CryptoSlate	