











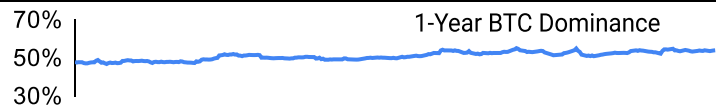
Crypto Leaderboard

Rank	Name	Ticker	Price	24h	7d	30d	24h Vol \$m	MC \$m	1-Year Chart
1	Bitcoin	BTC	\$70,951	3%	8%	24%	37,687	1,395,377	
2	Ethereum	ETH	\$3,562	2%	2%	10%	18,990	427,740	
3	Tether	USDT	\$1.00	0%	0%	0%	56,619	104,621	
4	BNB	BNB	\$583	3%	5%	47%	1,599	89,740	
5	Solana	SOL	\$186	2%	4%	72%	3,225	82,695	
6	XRP Ledger	XRP	\$0.63	3%	-1%	8%	1,777	34,762	
7	Lido stETH	STETH	\$3,551	2%	2%	10%	359	34,413	
8	USD Coin	USDC	\$1.00	0%	0%	0%	9,035	32,333	
9	Dogecoin	DOGE	\$0.22	20%	41%	125%	6,634	31,625	
10	Cardano	ADA	\$0.65	2%	3%	4%	510	23,008	

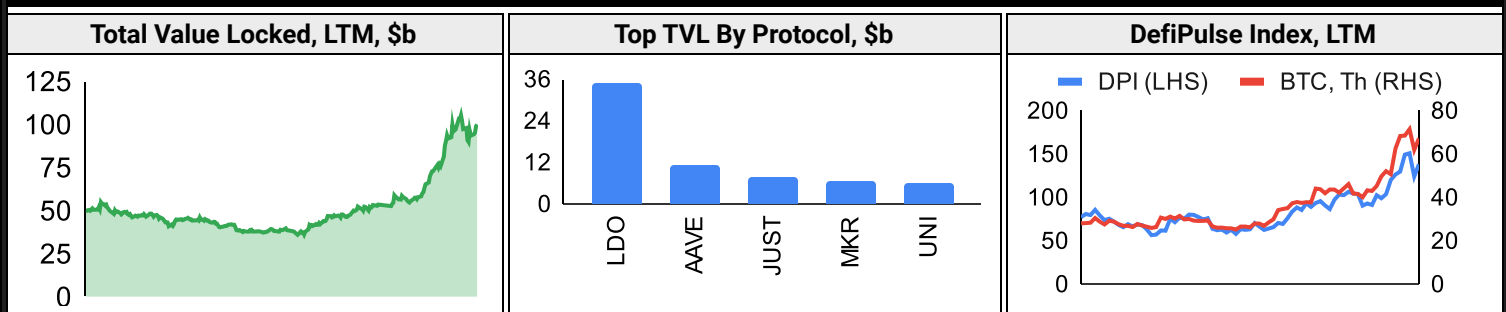
Top & Bottom Performers - Top 100 Tokens

24h		7 Days		30 Days		90 Days		365 Days	
DOGE	20%	MNT	45%	FET	217%	PEPE	497%	BONK	4850%
FLOKI	16%	DOGE	41%	PEPE	203%	FET	395%	AKT	1617%
AGIX	14%	ICP	39%	SHIB	190%	RBN	390%	FET	785%
FET	13%	AGIX	38%	RBN	138%	AGIX	342%	SOL	783%
SUI	-6%	TIA	-5%	LDO	-16%	OP	-5%	EOS	-7%
BEAM	-8%	KAS	-7%	TIA	-18%	MINA	-8%	MATIC	-11%
ICP	-10%	FTM	-10%	KAS	-19%	EGLD	-15%	XMR	-15%
STX	-12%	TAO	-12%	FLR	-25%	XMR	-19%	APE	-51%

Category Performance

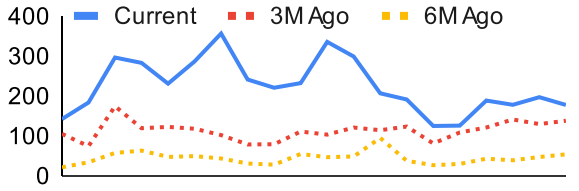
Category	7d	30d	90d	180d	365d	Ecosystem	7d	30d	90d	180d	365d
Meme	21%	176%	225%	431%	209%	Solana	10%	49%	43%	278%	273%
DEX	6%	41%	41%	237%	138%	Cosmos	7%	46%	82%	334%	329%
Smart Contract	8%	37%	48%	232%	122%	Polkadot	8%	43%	59%	182%	90%
Lending	14%	34%	60%	145%	165%	Polygon	11%	31%	51%	174%	101%
Currency	15%	32%	42%	111%	106%	BSC	9%	29%	34%	182%	118%
CEXs	5%	31%	26%	103%	55%	Avalanche	6%	22%	55%	168%	114%
Other DeFi	9%	24%	45%	172%	128%	Tron	5%	12%	43%	94%	99%
Gaming/Entertai	10%	24%	49%	219%	113%	Ethereum	3%	7%	27%	93%	66%
Privacy	13%	23%	35%	93%	0%						
IoT/Data/Comp.	10%	23%	74%	277%	156%						
Scaling	11%	20%	40%	240%	80%						

DeFi

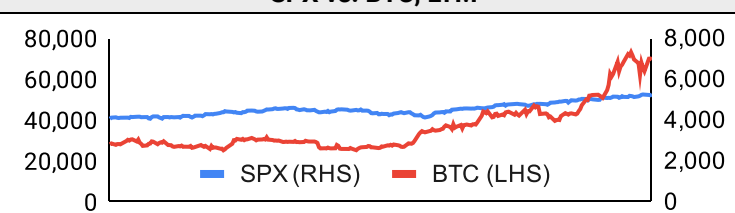


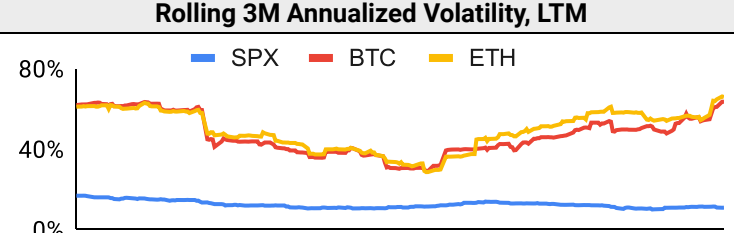
Trading Volume

Aggregate Volumes by Product, \$b					Top Derivatives Exchanges, \$m and bps					Top Spot Exchanges, \$m		
Product	1d	7d	30d	O/I	Exchange	1d Vol	O/I	Mkr	Tkr	Exchange	Score	1d Vol
Spot	58	457	2,470	n/a	Binance	70,659	23,361	2.0	4.0	Binance	9.9	27,212
Perpetuals	682	9,000	41,570	323	Bybit	21,508	14,324	2.0	5.5	Coinbase	8.2	4,410
Futures	1	5	27	2	OKX	26,102	7,450	2.0	5.0	Bybit	7.8	4,811
Options	2	15	90	n/a	Bitget	24,096	9,759	2.0	6.0	OKX	7.6	4,218

Daily Spot Volume, Top 100 Tokens Last 20d, \$b				Top Volume, 1d, \$m		Top Volume, %20d Avg		Low Volume, %20d Avg	
				USDT	76,026	GT	649%	AVAX	35%
				BTC	36,641	STETH	278%	RETH	36%
				ETH	17,473	DOGE	200%	THETA	38%
				USDC	8,497	BCH	166%	FTM	41%
				FDUSD	7,733	DAI	163%	MINA	41%

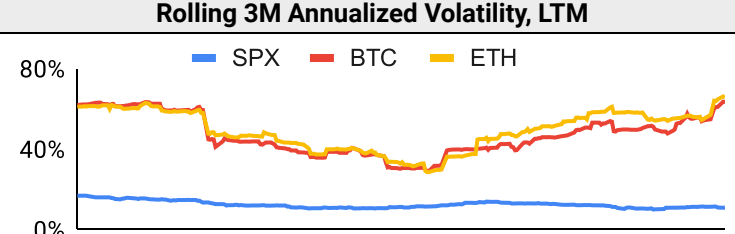
Traditional Finance

Global Equity Markets							SPX vs. BTC, LTM				
	US	USGrwth	UK	Germany	Japan	HK					
1D	1%	0%	1%	1%	0%	0%					
7D	0%	0%	1%	1%	0%	-2%					
90D	10%	8%	3%	7%	12%	-10%					
365D	34%	46%	13%	19%	27%	-20%					

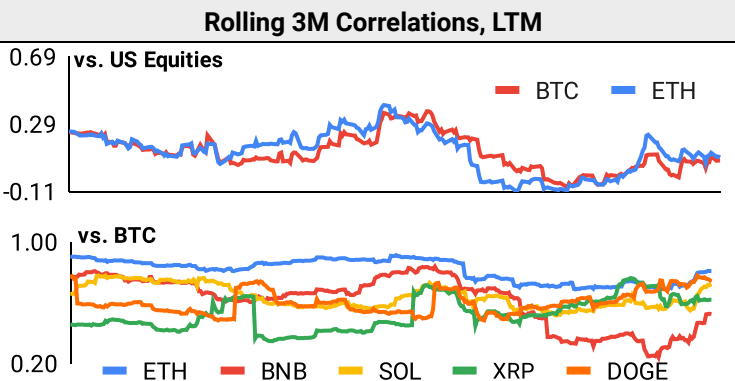
10-Year Treasury Yields							Commodities & FX				
	US	Brazil	UK	Germany	Japan	HK					
Last	4.21%	10.96%	3.98%	2.30%	0.71%	3.70%					
1d Chg	0.01	0.03	0.04	0.01	0.00	-0.06					

Commodities & FX							
	WTI	Gas	Gold	USD/EUR	USD/JPY		
Last	83.1	1.77	2,242	0.93	151.4		
1d % Chg	2.1%	2.7%	1.3%	0.3%	0.1%		

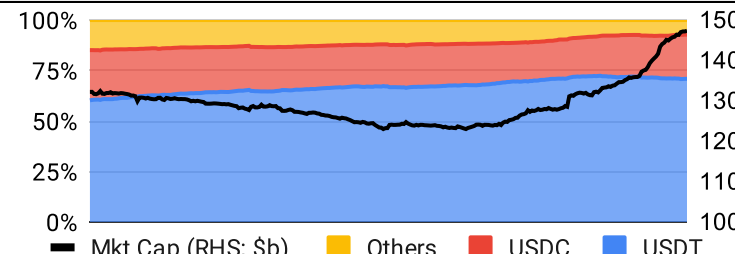
Volatility

Annualized Volatility							Rolling 3M Annualized Volatility, LTM				
	BTC	ETH	BNB	SOL	XRP	DOGE					
30D	83%	80%	106%	107%	101%	180%					
90D	61%	62%	70%	89%	69%	118%					
180D	53%	57%	61%	103%	60%	94%					
365D	45%	49%	51%	89%	92%	79%					

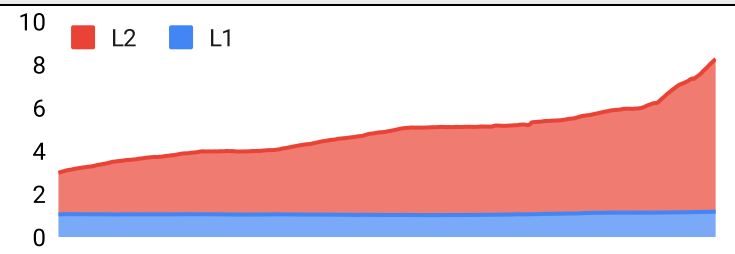
Correlations

Intra-Crypto Correlations, LTM							Rolling 3M Correlations, LTM				
	BTC	ETH	BNB	SOL	XRP	DOGE					
BTC											
ETH	0.79										
BNB	0.54	0.54									
SOL	0.61	0.56	0.42								
XRP	0.43	0.48	0.30	0.42							
DOGE	0.63	0.58	0.39	0.44	0.37						

Stablecoins

Stablecoin Market Size and Volume, \$m					Stablecoin Dominance (LHS) & Market Cap \$b (RHS), LTM	
Ticker	Price	1d Vol	20d Avg Vol	Market Cap		
USDT	1.00	76,026	93,498	104,459		
USDC	1.00	8,497	10,349	32,226		
DAI	1.00	978	599	5,349		
USDe	1.00	148	83	1,397		
USDD	1.00	7	10	730		
FRAX	1.00	10	21	648		

Ethereum Mainnet & Layer 2s

Mainnet & Layer 2 Transactions (m/day) and L2 TVL (\$m)					Transactions (m/day), Rolling 90-Day Average, LTM	
Network	1d	30d Avg	TVL	Tech Type		
Arbitrum Nova	2.4	3.7	49	Optimium		
Ethereum	1.3	1.3	-	Mainnet		
zkSync Era	1.3	1.2	762	ZKR		
Linea	1.5	1.1	444	ZKR		
Arbitrum One	1.8	1.1	17,110	ORU		
Base	1.6	0.9	3,100	ORU		
OP Mainnet	1.0	0.5	8,420	ORU		
Blast	0.5	0.3	2,660	App-specific ORU		
Scroll	0.4	0.3	151	ZKR		
Immutable X	0.6	0.2	277	App-specific Validium		

Layer 2 Token Performance & Market Cap (\$m)					
	#VALUE	MATIC	ARB	IMX	MNT
30d Return	0%	-2%	-12%	-12%	37%
Market Cap	#VALUE	9,320	4,440	4,200	3,990

NFTs and DAOs

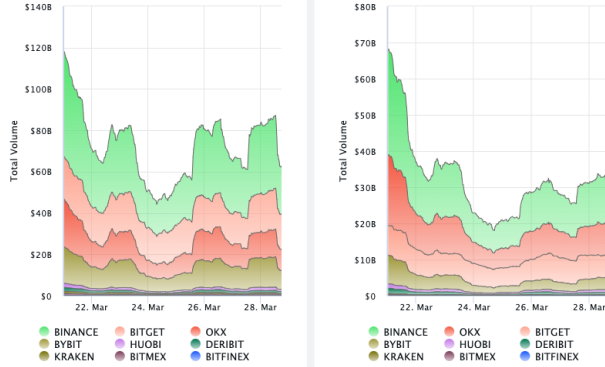
NFT Collection Stats (in ETH)						DAO Treasury Amount (\$m) and Composition					
Collection	Floor	% Listed	3M Ret.	3M Vol	Market Cap	DAO	Treasury	Stables	BTC/ETH	Own Tokens	Other
CryptoPunks	46	11%	-17%	42,462	459,900	Arbitrum	5,877	0%	1%	99%	0%
Bored Ape Yacht C	12	6%	-53%	102,128	123,910	Uniswap	4,964	0%	0%	100%	0%
Autoglyphs	225	1%	-10%	0	115,200	Mantle	4,715	3%	18%	76%	2%
Pudgy Penguins	13	4%	1%	116,173	114,477	Optimism	2,893	0%	0%	100%	0%
Chromie Squiggle	5	3%	-38%	2,690	47,971	Ethereum	1,108	0%	100%	0%	0%
Azuki	5	7%	-18%	90,298	46,540	Merit Circle	722	3%	1%	90%	5%
Fidenza by Tyler H	45	6%	-42%	2,472	44,955	Golem	682	0%	88%	12%	0%
Mocaverse	5	1%	1%	3,780	42,174	Gnosis	644	6%	27%	51%	16%
YOU THE REAL MV	100	0%	2%	376	41,996	YGG	568	1%	1%	98%	1%
Mutant Ape Yacht	2	5%	-59%	97,667	41,468	Ribbon Finan	509	0%	1%	99%	0%

Crypto News

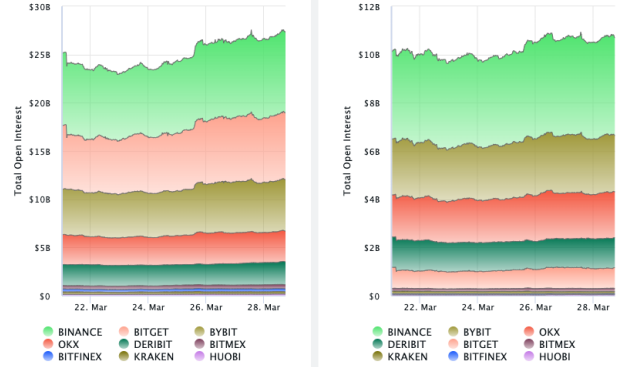
- [CFTC Takes Legal Action Against Kucoin, Highlights BTC, ETH, and LTC as Commodities – Regulation Bitcoin News - Bitcoin.com News](#)
- [US and UK Probe \\$20 Billion of Crypto Transfers to Russian Exchange - Bloomberg](#)
- [Bitcoin Cash Rallies 13% Ahead of BCH Halving, Bitcoin Steady Around \\$70K - CoinDesk](#)
- [THORChain hits \\$10B monthly volume as Bitcoin maxis debate safety - Cointelegraph](#)
- [SBF sentenced to 25 years in prison - Blockworks](#)
- [SBF's FTX saga put to bed as founder faces sentencing - Blockworks](#)
- [Blob base fee surges, Ethereum misses slots as 'BlobScriptions' go viral - Blockworks](#)
- [Fidelity takes another step toward spot ether ETF, but hurdles likely remain - Blockworks](#)
- [Court largely rules against Coinbase's dismissal efforts in SEC case - Blockworks](#)

Crypto Futures

Futures Volume (BTC LHS ; ETH RHS), 1d



Futures Open Interest (BTC LHS ; ETH RHS)



OI Weighted Funding Rate (BTC LHS ; ETH RHS), 1d

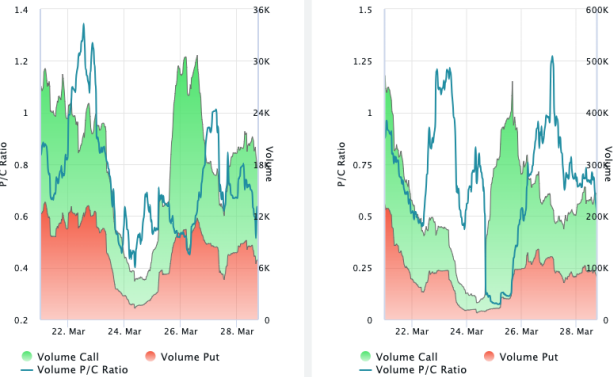


Liquidations (BTC LHS ; ETH RHS), 1d

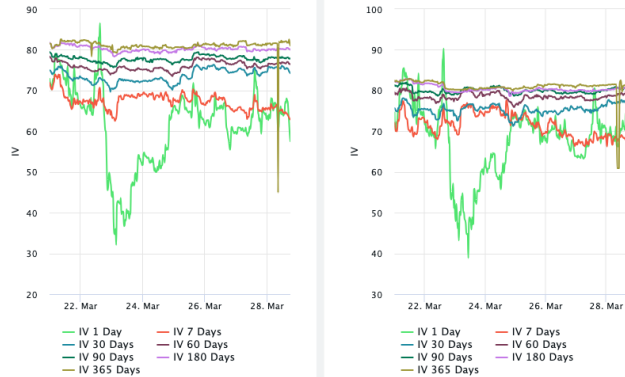


Crypto Options

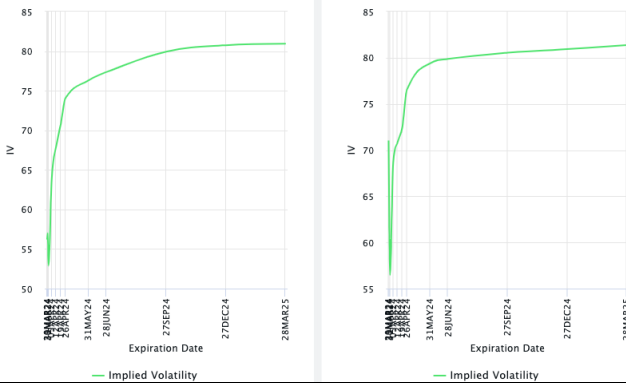
Options Volume & Put/Call Ratio (BTC LHS ; ETH RHS), 1d



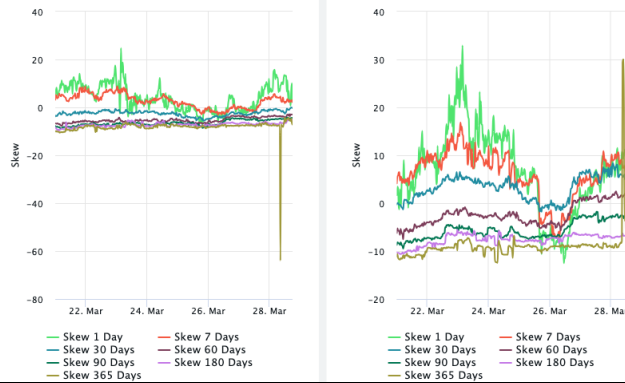
ATM Implied Volatility (BTC LHS ; ETH RHS)



ATM Implied Vol Term Structure (BTC LHS ; ETH RHS)



25 Delta Skew (BTC LHS ; ETH RHS)





March 28, 2024

About GSR

GSR has over a decade of extensive experience in the crypto market, serving as a trusted liquidity provider and active, multi-stage investor. Our suite of services includes OTC Trading, Derivatives, and Market Making. GSR is actively involved in every major sector of the digital asset ecosystem, working with token issuers, institutional investors, miners, and leading trading venues.

For more information or if we can help with anything, please see gsr.io or contact us at gsr@gsr.io.

Follow GSR for more content: [Twitter](#) [Telegram](#) [LinkedIn](#)

Authors

Brian Rudick, Senior Strategist [Twitter](#) [Telegram](#)

Required Disclosures

This material is provided by GSR (the "Firm") solely for informational purposes, is intended only for sophisticated, institutional investors and does not constitute an offer or commitment, a solicitation of an offer or commitment, or any advice or recommendation, to enter into or conclude any transaction (whether on the terms shown or otherwise), or to provide investment services in any state or country where such an offer or solicitation or provision would be illegal. The Firm is not and does not act as an advisor or fiduciary in providing this material. GSR is not authorised or regulated in the UK by the Financial Conduct Authority. The protections provided by the UK regulatory system will not be available to you. Specifically, information provided herein is intended for institutional persons only and is not suitable for retail persons in the United Kingdom, and no solicitation or recommendation is being made to you in regards to any products or services.

This material is not a research report, and not subject to any of the independence and disclosure standards applicable to research reports prepared pursuant to FINRA or CFTC research rules. This material is not independent of the Firm's proprietary interests, which may conflict with the interests of any counterparty of the Firm. The Firm trades instruments discussed in this material for its own account, may trade contrary to the views expressed in this material, and may have positions in other related instruments.

Information contained herein is based on sources considered to be reliable, but is not guaranteed to be accurate or complete. Any opinions or estimates expressed herein reflect a judgment made by the author(s) as of the date of publication, and are subject to change without notice. Trading and investing in digital assets involves significant risks including price volatility and illiquidity and may not be suitable for all investors. The Firm is not liable whatsoever for any direct or consequential loss arising from the use of this material. Copyright of this material belongs to GSR. Neither this material nor any copy thereof may be taken, reproduced or redistributed, directly or indirectly, without prior written permission of GSR

Notes & Sources

All options data is based on Deribit and derivatives graphics are from Laevidas. Market returns are based on price returns for the following ETFs: VOO, QQQ, EWU, EWG, EWJ, and EWH. Onchain volumes are not considered and thus certain token volumes may be understated (e.g., stETH).

CoinGecko	Santiment	DefiLlama	CoinMarketCap	Laevidas
L2Beat	Google Finance	TradingView	Deribit	WorldCoinIndex
Cryptorank	Investing.com	NFT Price Floor	CryptoSlate	