











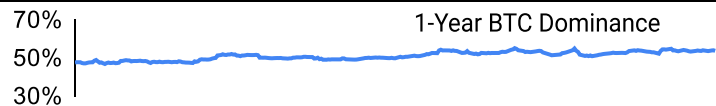
Crypto Leaderboard

Rank	Name	Ticker	Price	24h	7d	30d	24h Vol \$m	MC \$m	1-Year Chart
1	Bitcoin	BTC	\$70,146	-1%	10%	12%	30,343	1,379,588	
2	Ethereum	ETH	\$3,544	-1%	6%	5%	14,351	425,707	
3	Tether	USDT	\$1.00	0%	0%	0%	56,664	104,587	
4	BNB	BNB	\$618	6%	12%	49%	2,385	94,951	
5	Solana	SOL	\$186	1%	7%	58%	3,287	82,477	
6	XRP Ledger	XRP	\$0.63	2%	3%	10%	1,728	34,730	
7	Lido stETH	STETH	\$3,536	-1%	7%	5%	98	34,307	
8	USD Coin	USDC	\$1.00	0%	0%	0%	7,765	32,543	
9	Dogecoin	DOGE	\$0.21	-2%	40%	84%	4,858	30,630	
10	Cardano	ADA	\$0.66	2%	8%	5%	470	23,274	


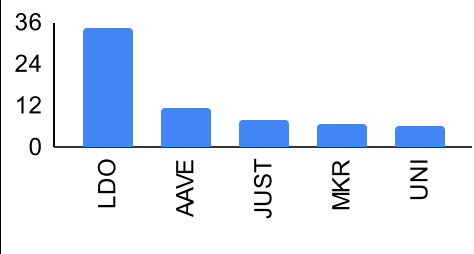
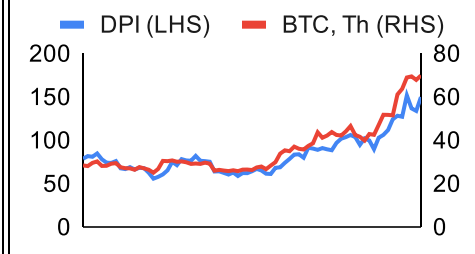
Top & Bottom Performers - Top 100 Tokens

24h		7 Days		30 Days		90 Days		365 Days	
WIF	19%	MNT	48%	SHIB	162%	PEPE	493%	BONK	4606%
BCH	11%	BCH	46%	PEPE	145%	RBN	422%	AKT	1637%
TIA	11%	GT	44%	FET	137%	FET	369%	SOL	805%
BSV	9%	DOGE	40%	RBN	122%	AR	327%	FET	788%
SHIB	-4%	USDT	0%	LDO	-15%	QNT	-7%	EOS	-6%
TAO	-4%	KAS	-7%	TRX	-15%	EGLD	-12%	MATIC	-9%
RUNE	-5%	TAO	-8%	KAS	-22%	MINA	-14%	XMR	-13%
FLOKI	-5%	FTM	-13%	FLR	-28%	XMR	-19%	APE	-50%

Category Performance

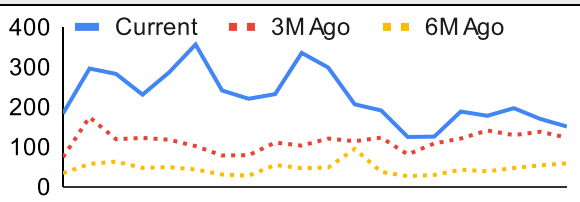
Category	7d	30d	90d	180d	365d	Ecosystem	7d	30d	90d	180d	365d
Meme	24%	148%	218%	397%	203%	Solana	15%	43%	60%	257%	276%
Currency	27%	41%	54%	122%	125%	Cosmos	10%	38%	79%	310%	327%
DEX	9%	38%	41%	218%	135%	Polkadot	9%	37%	55%	165%	86%
Smart Contract	11%	35%	48%	218%	128%	BSC	10%	28%	35%	173%	113%
CEXs	11%	33%	27%	102%	58%	Polygon	12%	27%	50%	161%	98%
Lending	18%	29%	59%	137%	165%	Avalanche	11%	21%	58%	163%	119%
Gaming/Entertai	13%	26%	51%	207%	117%	Tron	8%	13%	43%	92%	95%
Privacy	13%	25%	35%	87%	8%	Ethereum	9%	7%	29%	90%	71%
Other DeFi	12%	19%	39%	153%	120%						
IoT/Data/Comp.	14%	15%	75%	262%	162%						
Scaling	14%	13%	43%	230%	85%						

DeFi

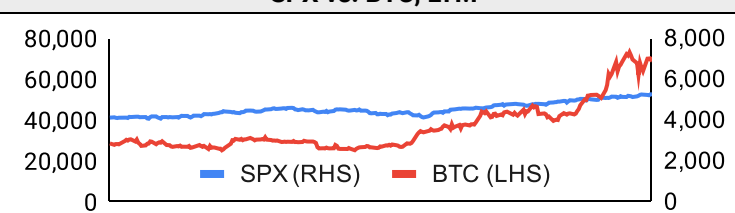
Total Value Locked, LTM, \$b	Top TVL By Protocol, \$b	DefiPulse Index, LTM
		

Trading Volume

Aggregate Volumes by Product, \$b					Top Derivatives Exchanges, \$m and bps					Top Spot Exchanges, \$m		
Product	1d	7d	30d	O/I	Exchange	1d Vol	O/I	Mkr	Tkr	Exchange	Score	1d Vol
Spot	50	414	2,440	n/a	Binance	62,819	23,459	2.0	4.0	Binance	9.9	24,285
Perpetuals	670	6,750	40,930	326	Bybit	18,958	14,510	2.0	5.5	Coinbase	8.2	3,528
Futures	1	4	26	1	OKX	23,277	7,590	2.0	5.0	Bybit	7.8	3,970
Options	2	14	88	n/a	Bitget	21,722	9,995	2.0	6.0	OKX	7.6	3,712

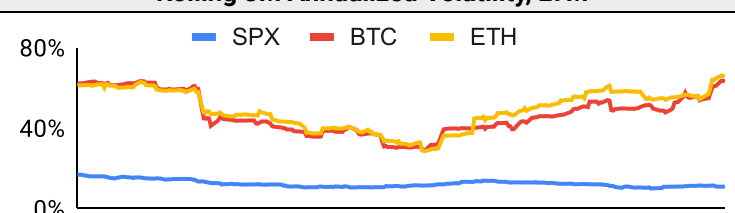
Daily Spot Volume, Top 100 Tokens Last 20d, \$b				Top Volume, 1d, \$m		Top Volume, %20d Avg		Low Volume, %20d Avg	
				USDT	65,011	GT	306%	AVAX	29%
				BTC	29,775	BCH	173%	NEAR	36%
				ETH	13,519	XEC	167%	MINA	37%
				USDC	7,522	MKR	158%	GALA	37%
				FDUSD	7,310	BSV	150%	STRK	38%

Traditional Finance

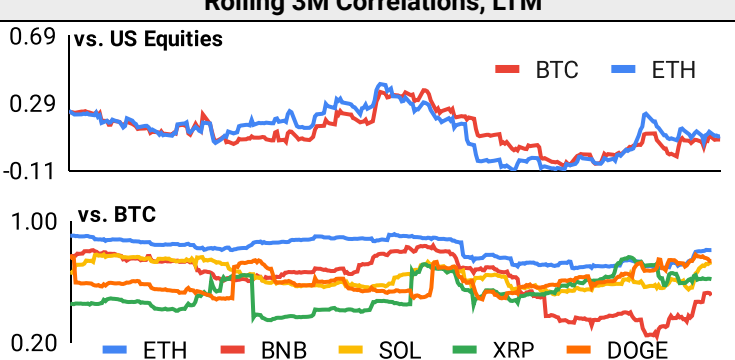
Global Equity Markets							SPX vs. BTC, LTM				
	US	USGrwth	UK	Germany	Japan	HK					
1D	0%	0%	0%	0%	0%	-1%					
7D	0%	0%	1%	1%	-1%	-4%					
90D	10%	9%	4%	7%	11%	-10%					
365D	32%	43%	12%	17%	26%	-21%					

10-Year Treasury Yields							Commodities & FX					
	US	Brazil	UK	Germany	Japan	HK		WTI	Gas	Gold	USD/EUR	USD/JPY
Last	4.21%	10.93%	3.98%	2.29%	0.72%	3.70%	Last	83.1	1.75	2,255	0.93	151.3
1d Chg	0.01	-0.04	0.04	0.00	0.00	-0.06	1d % Chg	2.2%	2.0%	1.9%	-0.1%	-0.1%

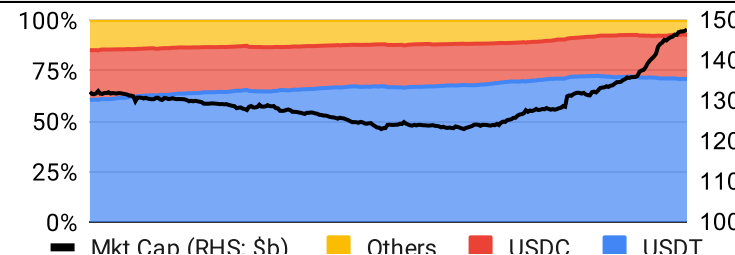
Volatility

Annualized Volatility							Rolling 3M Annualized Volatility, LTM				
	BTC	ETH	BNB	SOL	XRP	DOGE					
30D	77%	79%	107%	105%	100%	171%					
90D	61%	62%	71%	89%	69%	118%					
180D	53%	56%	62%	102%	60%	94%					
365D	45%	49%	52%	89%	92%	79%					

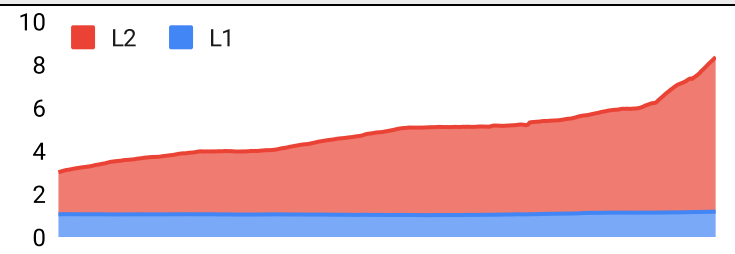
Correlations

Intra-Crypto Correlations, LTM							Rolling 3M Correlations, LTM				
	BTC	ETH	BNB	SOL	XRP	DOGE					
BTC											
ETH	0.79										
BNB	0.53	0.53									
SOL	0.62	0.56	0.42								
XRP	0.42	0.47	0.30	0.42							
DOGE	0.63	0.58	0.38	0.44	0.37						

Stablecoins

Stablecoin Market Size and Volume, \$m					Stablecoin Dominance (LHS) & Market Cap \$b (RHS), LTM	
Ticker	Price	1d Vol	20d Avg Vol	Market Cap		
USDT	1.00	65,011	93,449	104,516		
USDC	1.00	7,522	10,425	32,488		
DAI	1.00	604	607	5,350		
USDe	1.00	99	84	1,405		
USDD	1.00	6	10	731		
FRAX	1.00	9	20	648		
						Mkt Cap (RHS: \$b) Others USDC USDT

Ethereum Mainnet & Layer 2s

Mainnet & Layer 2 Transactions (m/day) and L2 TVL (\$m)					Transactions (m/day), Rolling 90-Day Average, LTM	
Network	1d	30d Avg	TVL	Tech Type		
Arbitrum Nova	2.2	3.6	48	Optimium		
Ethereum	1.3	1.3	-	Mainnet		
zkSync Era	1.2	1.2	766	ZKR		
Linea	2.0	1.1	443	ZKR		
Arbitrum One	1.7	1.1	17,050	ORU		
Base	2.1	0.9	3,140	ORU		
OP Mainnet	0.9	0.5	8,380	ORU		
Blast	0.5	0.3	2,670	App-specific ORU		
Scroll	0.4	0.3	152	ZKR		
Immutable X	0.3	0.2	278	App-specific Validium		

Layer 2 Token Performance & Market Cap (\$m)					
	#VALUE	MATIC	ARB	IMX	MNT
30d Return	0%	-4%	-13%	-10%	35%
Market Cap	#VALUE	9,270	4,400	4,330	3,810

NFTs and DAOs

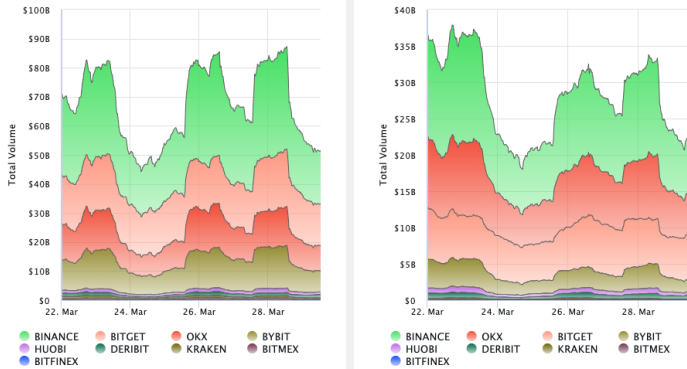
NFT Collection Stats (in ETH)						DAO Treasury Amount (\$m) and Composition					
Collection	Floor	% Listed	3M Ret.	3M Vol	Market Cap	DAO	Treasury	Stables	BTC/ETH	Own Tokens	Other
CryptoPunks	46	11%	-16%	42,334	459,900	Arbitrum	5,737	0%	1%	99%	0%
Bored Ape Yacht C	13	5%	-52%	102,431	126,030	Uniswap	5,180	0%	0%	100%	0%
Autoglyphs	225	1%	-10%	0	115,200	Mantle	4,578	3%	19%	76%	2%
Pudgy Penguins	13	4%	1%	113,601	113,322	Optimism	2,862	0%	0%	100%	0%
Chromie Squiggle	5	3%	-35%	2,713	53,282	Ethereum	1,099	0%	100%	0%	0%
Azuki	5	7%	-19%	89,024	47,400	Merit Circle	699	4%	1%	90%	5%
Fidenza by Tyler H	45	6%	-42%	2,472	44,955	Golem	680	0%	87%	13%	0%
Mutant Ape Yacht	2	5%	-58%	95,807	42,478	Gnosis	630	6%	27%	50%	16%
YOU THE REAL MV	100	0%	2%	376	41,996	YGG	568	1%	1%	98%	1%
Mocaverse	4	1%	1%	3,841	38,111	Ribbon Finan	531	0%	1%	99%	0%

Crypto News

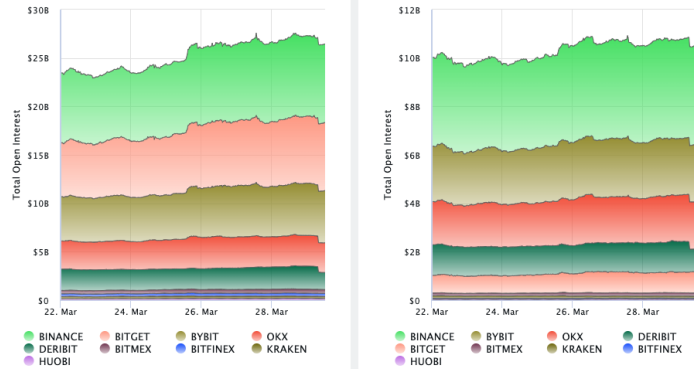
- [Sam Bankman-Fried Sentenced to 25 Years in Prison for Cryptocurrency Fraud - Variety](#)
- [Dogwifhat Hits All-Time High. Flips Pepe as Meme Coins Soar - Decrypt](#)
- [Bitcoin to attract \\$1T from institutions amid 'raging bull market' — Bitwise exec - Cointelegraph](#)
- [Bitcoin ETF blowout wows even BlackRock's Larry Fink - Fox Business](#)
- [Google now allows wallet address searches for Bitcoin, Fantom, Arbitrum and others - The Block](#)
- [Bitwise Files for Spot Ethereum ETF With SEC, Highlights Detailed Correlation Analysis – Finance Bitcoin News - Bitcoin.com News](#)
- [MicroStrategy is trading at an 'unjustifiable premium' to Bitcoin: Analyst - Cointelegraph](#)
- [Cleantalk's Stock Tumbles 10% After Plans to Sell \\$800 Million in Shares – News Bytes Bitcoin News - Bitcoin.com News](#)
- [Blob base fee surges, Ethereum misses slots as 'BlobScriptions' go viral - Blockworks](#)

Crypto Futures

Futures Volume (BTC LHS ; ETH RHS), 1d



Futures Open Interest (BTC LHS ; ETH RHS)



OI Weighted Funding Rate (BTC LHS ; ETH RHS), 1d

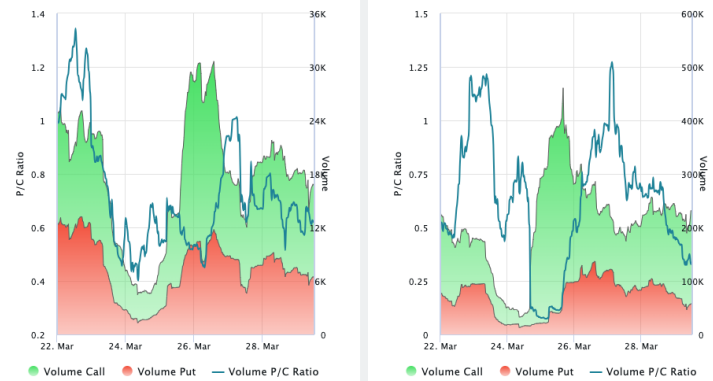


Liquidations (BTC LHS ; ETH RHS), 1d

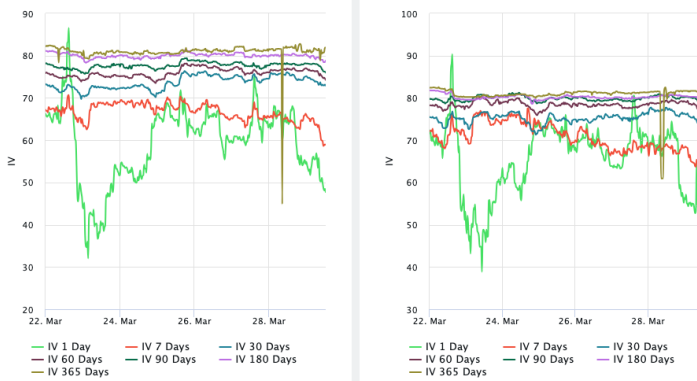


Crypto Options

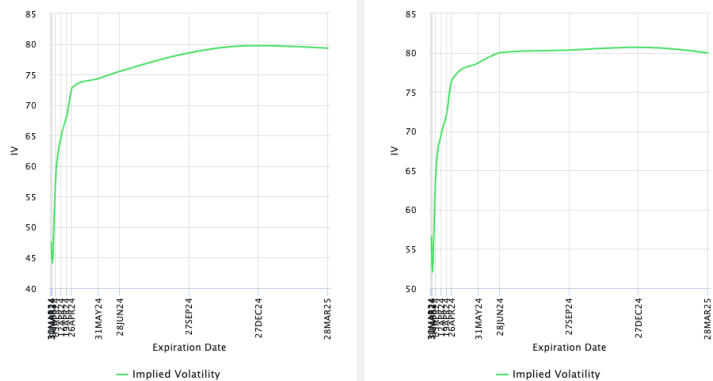
Options Volume & Put/Call Ratio (BTC LHS ; ETH RHS), 1d



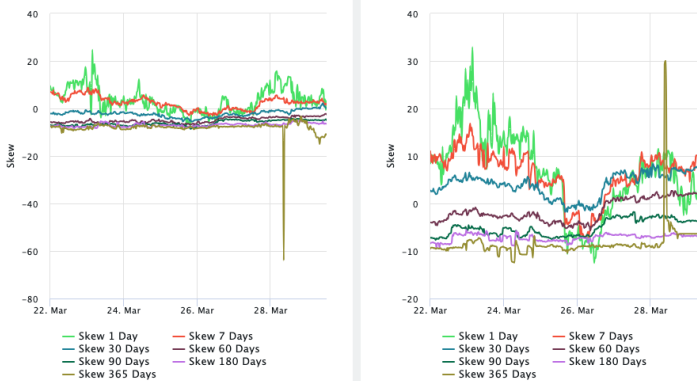
ATM Implied Volatility (BTC LHS ; ETH RHS)



ATM Implied Vol Term Structure (BTC LHS ; ETH RHS)



25 Delta Skew (BTC LHS ; ETH RHS)





March 29, 2024

About GSR

GSR has over a decade of extensive experience in the crypto market, serving as a trusted liquidity provider and active, multi-stage investor. Our suite of services includes OTC Trading, Derivatives, and Market Making. GSR is actively involved in every major sector of the digital asset ecosystem, working with token issuers, institutional investors, miners, and leading trading venues.

For more information or if we can help with anything, please see gsr.io or contact us at gsr@gsr.io.

Follow GSR for more content: [Twitter](#) [Telegram](#) [LinkedIn](#)

Authors

Brian Rudick, Senior Strategist [Twitter](#) [Telegram](#)

Required Disclosures

This material is provided by GSR (the "Firm") solely for informational purposes, is intended only for sophisticated, institutional investors and does not constitute an offer or commitment, a solicitation of an offer or commitment, or any advice or recommendation, to enter into or conclude any transaction (whether on the terms shown or otherwise), or to provide investment services in any state or country where such an offer or solicitation or provision would be illegal. The Firm is not and does not act as an advisor or fiduciary in providing this material. GSR is not authorised or regulated in the UK by the Financial Conduct Authority. The protections provided by the UK regulatory system will not be available to you. Specifically, information provided herein is intended for institutional persons only and is not suitable for retail persons in the United Kingdom, and no solicitation or recommendation is being made to you in regards to any products or services.

This material is not a research report, and not subject to any of the independence and disclosure standards applicable to research reports prepared pursuant to FINRA or CFTC research rules. This material is not independent of the Firm's proprietary interests, which may conflict with the interests of any counterparty of the Firm. The Firm trades instruments discussed in this material for its own account, may trade contrary to the views expressed in this material, and may have positions in other related instruments.

Information contained herein is based on sources considered to be reliable, but is not guaranteed to be accurate or complete. Any opinions or estimates expressed herein reflect a judgment made by the author(s) as of the date of publication, and are subject to change without notice. Trading and investing in digital assets involves significant risks including price volatility and illiquidity and may not be suitable for all investors. The Firm is not liable whatsoever for any direct or consequential loss arising from the use of this material. Copyright of this material belongs to GSR. Neither this material nor any copy thereof may be taken, reproduced or redistributed, directly or indirectly, without prior written permission of GSR

Notes & Sources

All options data is based on Deribit and derivatives graphics are from Laevidas. Market returns are based on price returns for the following ETFs: VOO, QQQ, EWU, EWG, EWJ, and EWH. Onchain volumes are not considered and thus certain token volumes may be understated (e.g., stETH).

CoinGecko	Santiment	DefiLlama	CoinMarketCap	Laevidas
L2Beat	Google Finance	TradingView	Deribit	WorldCoinIndex
Cryptorank	Investing.com	NFT Price Floor	CryptoSlate	